

MINUTES
OF
THE BOARD OF REGENTS
OF
THE TEXAS STATE UNIVERSITY SYSTEM

Quarterly Board Meeting

December 7, 2020
(Postponed from November 19, 2020)

TABLE OF CONTENTS

COMMITTEE MEETINGS	3
ACADEMIC AND HEALTH AFFAIRS COMMITTEE	4
PLANNING AND CONSTRUCTION COMMITTEE	7
RULES AND REGULATIONS COMMITTEE.....	9
FINANCE AND AUDIT COMMITTEE	10
BOARD OF REGENTS MEETING	11
I. CALL TO ORDER	11
II. ATTENDANCE.....	11
III. WELCOME REMARKS	11
IV. APPROVAL OF MINUTES	11
V. APPROVAL OF FUTURE BOARD MEETINGS.....	11
VI. ACADEMIC AND HEALTH AFFAIRS	12
VII. FINANCE AND AUDIT.....	14
VIII. PLANNING AND CONSTRUCTION	15
IX. RULES AND REGULATIONS	16
X. GOVERNMENTAL RELATIONS.....	16
XI. CONTRACTS.....	16
XII. PERSONNEL.....	17
XIII. MISCELLANEOUS	18
XIV. CONSENT AGENDA	23
XV. GENERAL MOTIONS/BOARD ELECTIONS	24
XVI. STUDENT ADVISORY BOARD (SAB) UPDATE BY VIDEO MESSAGE	24
XVII. CAMPUS UPDATES.....	24
XVIII. TSUS FOUNDATION UPDATE.....	24
XIX. RECESS TO EXECUTIVE SESSION	24
XX. RECONVENE IN OPEN SESSION.....	24
XXI. ADJOURNMENT	24
CONSENT/APPENDIX.....	25

COMMITTEE MEETINGS

The committee meetings were each held prior to the Board of Regents meeting via teleconference as follows:

- | | | | |
|-------------------------------|-------------------|------------|-----|
| • Academic and Health Affairs | November 9, 2020 | 2:00 p.m. | CST |
| • Planning and Construction | November 10, 2020 | 11:00 a.m. | CST |
| • Rules and Regulations | November 10, 2020 | 2:00 p.m. | CST |
| • Finance and Audit | November 12, 2020 | 1:30 p.m. | CST |

ACADEMIC AND HEALTH AFFAIRS COMMITTEE

Committee Members

Regent Garry Crain, Committee Chair; Regent Veronica Edwards; Regent Nicki Harle

Call to Order

The Academic and Health Affairs Committee of the Texas State University System was called to order on November 9, 2020 at 2:18 p.m. CST by Committee Chair Garry Crain. The meeting was held telephonically.

Present

Regent Garry Crain, Committee Chair; Regent Veronica Edwards; Regent Nicki Harle

Also Present

Regent Don Flores; Dr. Brian McCall, Chancellor; Dr. John Hayek, Vice Chancellor for Academic and Health Affairs; Mr. Daniel Harper, Vice Chancellor and Chief Financial Officer; Mr. Sean Cunningham, Vice Chancellor for Governmental Relations; Mr. Pierce Mitchell, Assistant Vice Chancellor for Governmental Relations; Mr. Derrick Alexander, Director of Creative Services; Ms. Laura Tibbitts, Director of Administration; various component campus representatives

Absent

None

Discussion Items

Committee Chair Garry Crain called on Dr. John Hayek to present the agenda items.

Dr. Hayek presented LU: Add Planning Authority for Doctoral Degree Program in Information Systems. The committee approved the item to be taken to the full Board.

Dr. Hayek presented LU: Add Planning Authority for Doctorate of Nursing Practice (DNP) Program. The committee approved the item to be taken to the full Board.

Dr. Hayek presented LIT: Approval of Lamar Institute of Technology's Strategic Plan: 2020-2025. The committee approved the item to be taken to the full Board.

Dr. Hayek presented LIT: Addition of an Associate of Applied Science in Commercial Electrical Technology. The committee approved the item to be taken to the full Board.

Dr. Hayek presented LIT: Addition of a Level II Certificate in Commercial Electrical Technology. The committee approved the item to be taken to the full Board.

Dr. Hayek presented LIT: Addition of a Level I Certificate in Commercial Electrical Technology. The committee approved the item to be taken to the full Board.

Dr. Hayek presented LIT: Addition of a Level I Certificate in Plumbing Technology. The committee approved the item to be taken to the full Board.

Dr. Hayek presented LIT: Addition of an Associate of Science in Engineering. The committee approved the item to be taken to the full Board.

Dr. Hayek presented LSCO: New Program Proposal - Emergency Medical Technician Basic Certificate. The committee approved the item to be taken to the full Board.

Dr. Hayek presented LSCO: New Program Proposal - Emergency Medical Technician Intermediate Certificate. The committee approved the item to be taken to the full Board.

Dr. Hayek presented LSCO: New Program Proposal - Ordinary Seaman 2 Certificate. The committee approved the item to be taken to the full Board.

Dr. Hayek presented LSCO: New Program Proposal - Ordinary Seaman 3 Certificate. The committee approved the item to be taken to the full Board.

Dr. Hayek presented LSCPA: Distinguished Associate Professor Emeritus of Art to Grace Megnet. This item was informational only. No action was taken.

Dr. Hayek presented LSCPA: Distinguished Professor Emeritus of Government to Mavis T. Triebel. This item was informational only. No action was taken.

Dr. Hayek presented TSUS: Certified Enrollment Report Summer 2020. This item was informational only. No action was taken.

Dr. Hayek presented TSUS: Preliminary Enrollment Report Fall 2020. This item was informational only. No action was taken.

Dr. Hayek briefly outlined the Consent Agenda items, which consisted of:

LU: Add New Construction Project Management Courses for the MBA Program and the Certificate of Construction Project Management Program

LU: Changes to the Master of Business Administration (MBA) and Master of Science in Nursing (MSN) Dual Degree Plan

SRSU: Degree Program Title and CIP Code Change: Bachelor of Science in Interdisciplinary Studies – College of Education and Professional Studies

LSCO: New Program Proposal - Massage Therapy Continuing Education Program

LSCO: New Program Proposal - Court Reporting Continuing Education Program

LSCO: Program Modification – Associate of Arts Communication

LSCO: Program Modification – Associate of Arts Liberal Arts

LSCO: Program Modification – Associate of Arts Sociology

LSCO: Program Modification – Associate of Arts Teaching 1 (EC – 6th, 4th – 8th, Special Education EC – 12th)

LSCO: Program Modification – Associate of Arts Teaching 2 (6th – 12th, EC – 12th Other than Special Education)

LSCO: Program Modification – Criminal Justice Certificate

LSCO: Program Modification – Advanced Nurse Aide Institutional Award

LSCO: Program Modification – Ordinary Seaman

LSCO: Site Addition – Little Cypress Mauriceville High School

LSCO: Site Addition – Vidor High School

LSCO: Site Addition – West Orange-Stark High School

TSUS: Curriculum Changes

TSUS: Out-of-State/Out-of-Country Course Offerings

The committee approved the items to be included on the Consent Agenda.

Adjournment

There being no further business before the Committee, Committee Chair Garry Crain adjourned the meeting at 2:52 p.m. CST.

PLANNING AND CONSTRUCTION COMMITTEE

Committee Members

Regent Bill Scott, Committee Chair; Regent Duke Austin; Regent David Montagne

Call to Order

The Planning and Construction Committee of the Texas State University System was called to order on November 10, 2020 at 11:02 a.m. CST by Committee Chair Bill Scott. The meeting was held telephonically.

Present

Regent Bill Scott, Committee Chair; Regent Duke Austin; Regent David Montagne

Also Present

Regent Don Flores; Regent Nicki Harle; Dr. Brian McCall, Chancellor; Mr. Daniel Harper, Vice Chancellor and Chief Financial Officer; Mr. Sean Cunningham, Vice Chancellor for Governmental Relations; Dr. John Hayek, Vice Chancellor for Academic and Health Affairs; Ms. Carole Fox, Chief Audit Executive; Mr. Pierce Mitchell, Assistant Vice Chancellor for Governmental Relations; Mr. Peter Maass, Director of Capital Projects Administration; Mr. Derrick Alexander, Director of Creative Services; Ms. Laura Tibbitts, Director of Administration; various component campus representatives

Absent

None

Discussion Items

Committee Chair Bill Scott called on Mr. Daniel Harper to present the agenda items.

Mr. Harper presented LSCO: Lamar State College Orange Campus Master Plan. The committee approved the item to be taken to the full Board.

Mr. Harper presented LU: Design Development Documents for Mary and John Gray Library Sprinkler System. The committee approved the item to be taken to the full Board.

Mr. Harper presented SHSU: Design Development Documents for the New Parking Structure (Avenue I). The committee approved the item to be taken to the full Board.

Mr. Harper presented SRSU: Design Development Documents for the Museum of the Big Bend Expansion. The committee approved the item to be taken to the full Board.

Mr. Harper presented TXST: Design Development Documents for the Infrastructure Research Laboratory Building. The committee approved the item to be taken to the full Board.

Mr. Harper presented TSUS: Update to Capital Improvements Program. The committee approved the item to be taken to the full Board.

Mr. Harper presented TSUS: Planning and Construction Report. This item was informational only. No action was taken.

Mr. Harper briefly outlined the Consent Agenda items, which consisted of:

TSUS: Policies and Procedures Manual for Planning and Construction
TSUS: Agreement with Sightlines, LLC

The committee approved the items to be included on the Consent Agenda.

Adjournment

There being no further business before the Committee, Committee Chair Bill Scott adjourned the meeting at 11:39 a.m. CST.

RULES AND REGULATIONS COMMITTEE

Committee Members

Regent Veronica Edwards, Committee Chair; Regent Don Flores; Regent Alan Tinsley

Call to Order

The Rules and Regulations Committee of the Texas State University System was called to order on November 10, 2020 at 2:00 p.m. CST by Committee Chair Veronica Edwards. The meeting was held telephonically.

Present

Regent Veronica Edwards, Committee Chair; Regent Don Flores; Regent Alan Tinsley

Also Present

Regent Bill Scott, Board Chair; Dr. Brian McCall, Chancellor; Ms. Nelly Herrera, Vice Chancellor and General Counsel; Mr. Daniel Harper, Vice Chancellor and Chief Financial Officer; Mr. Sean Cunningham, Vice Chancellor for Governmental Relations; Dr. John Hayek, Vice Chancellor for Academic and Health Affairs; Ms. Carole Fox, Chief Audit Executive; Mr. Derrick Alexander, Director of Creative Services; Ms. Laura Tibbitts, Director of Administration; various component campus representatives

Absent

None

Discussion Item

Committee Chair Veronica Edwards called on Ms. Nelly Herrera to present the agenda item.

Ms. Herrera briefly outlined the Consent Agenda item, which consisted of:

TSUS: Approval of Rules and Regulations.

The committee approved the item to be included on the Consent Agenda.

Adjournment

There being no further business before the Committee, Committee Chair Veronica Edwards adjourned the meeting at 2:08 p.m. CST.

FINANCE AND AUDIT COMMITTEE

Committee Members

Regent Alan Tinsley, Committee Chair; Regent Bill Scott; Regent Don Flores; Regent David Montagne

Call to Order

The Finance and Audit Committee of the Texas State University System was called to order on November 12, 2020 at 1:31 p.m. CST by Committee Chair Alan Tinsley. The meeting was held telephonically.

Present

Regent Alan Tinsley, Committee Chair; Regent Bill Scott; Regent Don Flores; Regent David Montagne

Also Present

Regent Nicki Harle; Dr. Brian McCall, Chancellor; Mr. Daniel Harper, Vice Chancellor and Chief Financial Officer; Ms. Carole Fox, Chief Audit Executive; Ms. Nelly Herrera, Vice Chancellor and General Counsel; Ms. Kelly Wintemute, Compliance Officer; Mr. Derrick Alexander, Director of Creative Services; Ms. Laura Tibbitts, Director of Administration; various component campus representatives

Absent

None

Discussion Items

Committee Chair Alan Tinsley called on Mr. Daniel Harper to present the agenda items.

Mr. Harper presented LU: Nursing Program Fee. The committee approved the item to be taken to the full Board.

Mr. Harper presented TSUS: Operating Budget Adjustments. This item was informational only. No action was taken.

Mr. Harper presented TSUS: Annual Foundation Reports. This item was informational only. No action was taken.

Mr. Harper presented TSUS: Status of Implementation of Audit and Compliance Recommendations. This item was informational only. No action was taken.

Mr. Harper briefly outlined the Consent Agenda items, which consisted of:

TSUS: Ratification: Tuition Rates for Non-credit Courses at Lamar State Colleges
TSUS: Investment Custody Services Agreement

The committee approved the items to be included on the Consent Agenda.

Adjournment

There being no further business before the Committee, Committee Chair Alan Tinsley adjourned the meeting at 1:37 p.m. CST.

BOARD OF REGENTS MEETING

I. CALL TO ORDER

The Quarterly Board of Regents meeting of The Texas State University System was called to order on Monday, December 7, 2020 at 1:01 p.m. CST by Chairman of the Board William Scott. The meeting was held virtually. Noting the presence of a quorum, Chairman Scott called upon Regent Alan Tinsley to deliver the invocation.

II. ATTENDANCE

Present

Chairman William Scott
Vice Chairman David Montagne
Regent Charlie Amato
Regent Duke Austin
Regent Garry Crain
Regent Veronica Edwards
Regent Don Flores
Regent Nicki Harle
Regent Alan Tinsley
Student Regent Amanda Lee

Absent

None

Also Present

Chancellor Brian McCall, Ph.D.; President Ken Evans, LU; President Alisa White, SHSU; President Pete Gallego, SRSU; President Denise Trauth, TXST; President Lonnie Howard, LIT; President Thomas Johnson, LSCO; President Betty Reynard, LSCPA

III. WELCOME REMARKS

Chairman Scott welcomed all present.

Chairman Scott stated that for this meeting, the approval of motions will be simplified. After each report or motion, he will ask the Board if there are any discussions or objections. If there are none, the motion passes.

IV. APPROVAL OF MINUTES

Upon motion of Chairman Scott, with no Regents objecting, it was ordered that the minutes of the quarterly Board of Regents meeting held on August 13–14, 2020 are approved.

V. APPROVAL OF FUTURE BOARD MEETINGS

2021-01 TSUS: Approval of Future Board Meetings 2021

Upon motion of Chairman Scott, with no Regents objecting, it was ordered that:

The future quarterly Board meetings be scheduled as follows:

February 18 – 19, 2021
May 20 – 21, 2021
August 12 – 13, 2021
November 18 – 19, 2021

Texas State University System, Austin
Texas State University, San Marcos
Sul Ross State University, Alpine
Sam Houston State University, Huntsville

VI. ACADEMIC AND HEALTH AFFAIRS

Regent Garry Crain, Chair of the Academic and Health Affairs Committee, presented the following agenda items:

2021-02 LU: Add Planning Authority for Doctoral Degree Program in Information Systems

Upon motion of Regent Crain, with no Regents objecting, it was ordered that Lamar University is authorized to submit planning notification to the Texas Higher Education Coordinating Board for a Doctor of Philosophy in Information Systems.

2021-03 LU: Add Planning Authority for Doctorate of Nursing Practice (DNP) Program

Upon motion of Regent Crain, with no Regents objecting, it was ordered that Lamar University is authorized to submit planning notification to the Texas Higher Education Coordinating Board for a Doctor of Nursing Practice (DNP) Program.

2021-04 LIT: Approval of Lamar Institute of Technology's Strategic Plan: 2020-2025

Upon motion of Regent Crain, with no Regents objecting, it was ordered that the Lamar Institute of Technology Strategic Plan: 2020-2025 is approved.

2021-05 LIT: Addition of an Associate of Applied Science in Commercial Electrical Technology

Upon motion of Regent Crain, with no Regents objecting, it was ordered that Lamar Institute of Technology is authorized to submit the Associate of Applied Science in Commercial Electrical Technology, to be implemented upon final approval by the TSUS Board of Regents and the Texas Higher Education Coordinating Board effective Fall 2021.

2021-06 LIT: Addition of a Level II Certificate in Commercial Electrical Technology

Upon motion of Regent Crain, with no Regents objecting, it was ordered that Lamar Institute of Technology is authorized to submit the Level II Certificate in Commercial Electrical Technology, to be implemented upon final approval by the TSUS Board of Regents and the Texas Higher Education Coordinating Board effective Fall 2021.

2021-07 LIT: Addition of a Level I Certificate in Commercial Electrical Technology

Upon motion of Regent Crain, with no Regents objecting, it was ordered that Lamar Institute of Technology is authorized to submit the Level I Certificate in Commercial Electrical Technology, to be implemented upon final approval by the TSUS Board of Regents and the Texas Higher Education Coordinating Board effective Fall 2021.

2021-08 LIT: Addition of a Level I Certificate in Plumbing Technology

Upon motion of Regent Crain, with no Regents objecting, it was ordered that Lamar Institute of Technology is authorized to submit the Level I Certificate in Plumbing Technology, to be implemented upon final approval by the TSUS Board of Regents and the Texas Higher Education Coordinating Board effective Fall 2021.

2021-09 LIT: Addition of an Associate of Science in Engineering

Upon motion of Regent Crain, with no Regents objecting, it was ordered that Lamar Institute of Technology is authorized to offer an Associate of Science in Engineering, to

be implemented upon final approval by the TSUS Board of Regents and the Texas Higher Education Coordinating Board effective Fall 2021.

2021-10 LSCO: New Program Proposal - Emergency Medical Technician Basic Certificate

Upon motion of Regent Crain, with no Regents objecting, it was ordered that Lamar State College Orange is authorized to create a new Emergency Medical Technician Basic Level One Certificate (15 semester hours) to be implemented upon final approval by the TSUS Board of Regents, the Texas Higher Education Coordinating Board (THECB) and the Southern Association of Colleges and Schools Commission on Colleges (SACSCOC), effective Fall 2021.

2021-11 LSCO: New Program Proposal - Emergency Medical Technician Intermediate Certificate

Upon motion of Regent Crain, with no Regents objecting, it was ordered that Lamar State College Orange is authorized to create a new Emergency Medical Technician Intermediate Level One Certificate (23 semester hours) to be implemented upon final approval by the TSUS Board of Regents, the Texas Higher Education Coordinating Board (THECB) and the Southern Association of Colleges and Schools Commission on Colleges (SACSCOC), effective Fall 2021.

2021-12 LSCO: New Program Proposal - Ordinary Seaman 2 Certificate

Upon motion of Regent Crain, with no Regents objecting, it was ordered that Lamar State College Orange is authorized to create a new Ordinary Seaman 2 Level One Certificate (28 semester hours) to be implemented upon final approval by the TSUS Board of Regents, the Texas Higher Education Coordinating Board and the Southern Association of Colleges and Schools Commission on Colleges (SACSCOC), effective Fall 2021.

2021-13 LSCO: New Program Proposal - Ordinary Seaman 3 Certificate

Upon motion of Regent Crain, with no Regents objecting, it was ordered that Lamar State College Orange is authorized to create a new Ordinary Seaman 3 Level One Certificate (42 semester hours) to be implemented upon final approval by the TSUS Board of Regents, the Texas Higher Education Coordinating Board (THECB) and the Southern Association of Colleges and Schools Commission on Colleges (SACSCOC), effective Fall 2021.

Informational Item - LSCPA: Distinguished Associate Professor Emeritus of Art to Grace Megnet

The recognition of Grace Megnet as Distinguished Associate Professor Emeritus of Art was presented as an informational item only.

Informational Item - LSCPA: Distinguished Professor Emeritus of Government to Mavis T. Triebel

The recognition of Mavis T. Triebel as Distinguished Professor Emeritus of Government was presented as an informational item only.

Informational Item - TSUS: Certified Enrollment Report Summer 2020

The Summer 2020 Certified Enrollment Report for the Texas State University System components was presented as an informational item only. No action was taken.

Informational Item - TSUS: Preliminary Enrollment Report Fall 2020

The Fall 2020 Preliminary Enrollment Report for the Texas State University System components was presented as an informational item only. No action was taken. The certified enrollment data for Fall 2020 will be reviewed at the February meeting.

Regent Crain noted that the following items are found on the Consent Agenda:

- LU: Add New Construction Project Management Courses for the MBA Program and the Certificate of Construction Project Management Program
- LU: Changes to the Master of Business Administration (MBA) and Master of Science in Nursing (MSN) Dual Degree Plan
- SRSU: Degree Program Title and CIP Code Change: Bachelor of Science in Interdisciplinary Studies – College of Education and Professional Studies
- LSCO: New Program Proposal - Massage Therapy Continuing Education Program
- LSCO: New Program Proposal - Court Reporting Continuing Education Program
- LSCO: Program Modification – Associate of Arts Communication
- LSCO: Program Modification – Associate of Arts Liberal Arts
- LSCO: Program Modification – Associate of Arts Sociology
- LSCO: Program Modification – Associate of Arts Teaching 1 (EC – 6th, 4th – 8th, Special Education EC – 12th)
- LSCO: Program Modification – Associate of Arts Teaching 2 (6th – 12th, EC – 12th Other than Special Education)
- LSCO: Program Modification – Criminal Justice Certificate
- LSCO: Program Modification – Advanced Nurse Aide Institutional Award
- LSCO: Program Modification – Ordinary Seaman
- LSCO: Site Addition – Little Cypress Mauriceville High School
- LSCO: Site Addition – Vidor High School
- LSCO: Site Addition – West Orange-Stark High School
- TSUS: Curriculum Changes
- TSUS: Out-of-State/Out-of-Country Course Offerings

These items were voted on and passed under the approval of the Consent Agenda. These items can be found immediately following the meeting minutes.

Regent Crain called on Dr. John Hayek to introduce a brief video report on online education across the system.

VII. FINANCE AND AUDIT

Regent Alan Tinsley, Chair of the Finance and Audit Committee, presented the following agenda items:

2021-14 LU: Nursing Program Fee

Upon motion of Regent Tinsley, with no Regents objecting, it was ordered that Lamar University increase the Dishman School of Nursing undergraduate pre-licensure program fee to \$200 per semester, effective Fall 2021.

Informational Item – TSUS: Operating Budget Adjustments

The Operating Budget Adjustments were presented as an informational item only. No action was taken.

Informational Item – TSUS: Annual Foundation Reports

The Annual Foundation Reports were presented as an informational item only. No action was taken.

Informational Item – TSUS: Status of Implementation of Audit and Compliance Recommendations

The Status of Implementation of Audit and Compliance Recommendations were presented as an informational item only. No action was taken.

Regent Tinsley noted that the following items are found on the Consent Agenda:

- TSUS: Ratification: Tuition Rates for Non-credit Courses at Lamar State Colleges
- TSUS: Investment Custody Services Agreement

These items were voted on and passed under the approval of the Consent Agenda. These items can be found immediately following the meeting minutes.

VIII. PLANNING AND CONSTRUCTION

Board Vice Chairman David Montagne, member of the Planning and Construction Committee, presented the following agenda items:

2021-15 LSCO: Lamar State College Orange Campus Master Plan

Upon motion of Regent Montagne, with no Regents objecting, it was ordered that the 2020-2030 Campus Master Plan for Lamar State College Orange is approved.

2021-16 LU: Design Development Documents for Mary and John Gray Library Sprinkler System

Upon motion of Regent Montagne, with no Regents objecting, it was ordered that the design development documents for the Mary and John Gray Library Sprinkler System project at Lamar University are approved.

2021-17 SHSU: Design Development Documents for the New Parking Structure (Avenue I)

Upon motion of Regent Montagne, with no Regents objecting, it was ordered that the design development documents for the New Parking Structure (Avenue I) project at Sam Houston State University are approved.

2021-18 SRSU: Design Development Documents for the Museum of the Big Bend Expansion

Upon motion of Regent Montagne, with no Regents objecting, it was ordered that the design development documents for the Museum of the Big Bend Expansion project at Sul Ross State University are approved.

2021-19 TXST: Design Development Documents for the Infrastructure Research Laboratory Building

Upon motion of Regent Montagne, with no Regents objecting, it was ordered that the design development documents for the Infrastructure Research Laboratory project at the Science, Technology, and Advanced Research (STAR) Park at Texas State University are approved.

2021-20 TSUS: Update to Capital Improvements Program

Upon motion of Regent Montagne, with no Regents objecting, it was ordered that the update to the Capital Improvements Program for fiscal years 2021 through 2026 is adopted.

Informational Item – TSUS: Planning and Construction Report

The Planning and Construction Report was presented as an informational item only. No action was taken.

Regent Montagne noted that the following items are found on the Consent Agenda:

- TSUS: Policies and Procedures Manual for Planning and Construction
- TSUS: Agreement with Sightlines, LLC

These items were voted on and passed under the approval of the Consent Agenda. These items can be found immediately following the meeting minutes.

IX. RULES AND REGULATIONS

Chairman Scott called on Regent Edwards to make a brief report. Regent Edwards, Chair of the Rules and Regulations Committee, noted that the following item is found on the Consent Agenda:

- TSUS: Approval of Rules and Regulations

This item was voted on and passed under the approval of the Consent Agenda. This item can be found immediately following the meeting minutes.

X. GOVERNMENTAL RELATIONS

Chairman Scott called on Vice Chairman Montagne to make a brief report. Vice Chairman Montagne presented a legislative update concerning state and federal issues that have the potential to impact the Texas State University System.

XI. CONTRACTS

Chairman Scott noted that all contracts are on the Consent Agenda and that Nelly Herrera, Vice Chancellor and General Counsel, is available to answer any questions.

LU: Fourth Amendment to Agreement with Academic Partnerships, LLC

The Fourth Amendment to the Amendment and Renewal of the Service Agreement between Lamar University and Academic Partnerships, LLC., for the services relating to the marketing, recruiting and promotion of mutually agreed upon online programs, is approved.

SHSU: Agreement with Van Wagner Sports & Entertainment LLC

The agreement for services related to multi-media rights (sponsorship, broadcasting, and advertising) for any existing and new Athletic Department multi-media inventory between Sam Houston State University and Van Wagner Sports & Entertainment LLC, to commence on December 1, 2020, for an initial term of five (5) years with the option to extend for five (5) additional years, provided certain revenue thresholds are met, is approved.

TXST: Contract for Janitorial Products and Supplies with ABCO Paper Co.
The contract commencing December 1, 2020, for janitorial products and supplies between Texas State University and ABCO Paper Co. in an amount projected to be \$1,250,000, is approved.

TXST: Contract for Promotional and Branded Items with AJL Advertising
The contract commencing December 1, 2020, for promotional and branded items between Texas State University and AJL Advertising in an amount projected to be \$2,000,000, is approved.

TXST: Contract for Promotional and Branded Items with Caprice Productions
The contract commencing December 1, 2020, for promotional and branded items between Texas State University and Caprice Productions, Inc. in an amount projected to be \$2,000,000, is approved.

TXST: Contract Between Edwards Aquifer Authority, City of San Marcos, and Texas State University Concerning the Edwards Aquifer Authority Habitat Conservation Plan Program

Texas State University is authorized to execute a contract between Edwards Aquifer Authority, City of San Marcos, and Texas State University concerning the Edwards Aquifer Authority Habitat Conservation Plan Program.

TXST: Contract with Priority Personnel, Inc.

Texas State University is authorized to increase the current contract cap to \$4,900,000 for the existing contract originally commencing September 1, 2016, for a term not to exceed five years, between Texas State University and Priority Personnel, Inc., for temporary personnel/skilled labor.

TXST: Contract for Promotional and Branded Items with Rivercity Sportswear
The contract commencing December 1, 2020, for promotional and branded items between Texas State University and Rivercity Sportswear, LLC in an amount projected to be \$2,000,000, is approved.

TXST: Easement Agreement with City of San Marcos

Texas State University is authorized to grant a utility easement to the City of San Marcos and execute all documents and instruments necessary to carry out this transaction, subject to approval as to legal form by the Vice Chancellor and General Counsel.

TXST: Interlocal Agreement Between City of San Marcos and Texas State University Concerning the Edwards Aquifer Authority Habitat Conservation Plan Program

Texas State University is authorized to enter into an Interlocal Agreement with the City of San Marcos concerning the Edwards Aquifer Authority Habitat Conservation Plan Program.

All contract items were passed under the Consent Agenda and can be found following the meeting minutes.

XII. PERSONNEL

Chairman Scott noted that the following item is found on the Consent Agenda:

- TSUS: Faculty Matters

This item was voted on and passed under the approval of the Consent Agenda. This item can be found immediately following the meeting minutes.

XIII. MISCELLANEOUS

Chairman Scott presented the following agenda items:

2021-21 LSCO: Donation of 4th Street from Green Avenue to Main Street

Upon motion of Chairman Scott, with no Regents objecting, it was ordered that Lamar State College Orange is authorized to accept the donation of surface right of a portion of 4th Street from Green Avenue to Main Street in Orange, Texas, and execute any necessary documents, subject to review by the Vice Chancellor and General Counsel.

2021-22 LSCO: Donation of 302 N 5th Street

Upon motion of Chairman Scott, with no Regents objecting, it was ordered that Lamar State College Orange is authorized to accept the donation of an alley way located at 302 N 5th Street, Orange Texas between lots 1 through 6 and lots 9 through 12, Block 5, of the UPPER SURVEY, Amended Sheldon Survey to the City of Orange, Orange County, Texas, and execute any necessary documents, subject to review by the Vice Chancellor and General Counsel.

2021-23 LSCPA: Donation of 23.69 Acres

Upon motion of Chairman Scott, with no Regents objecting, it was ordered that Lamar State College Port Arthur is authorized to accept the donation of unimproved real property of 23.69 acres of vacant land out of and part of Tract 13-B-1 situated in the T & NO RR1, Survey No. 1, Abstract 257 located on or just off FM 3514, Jefferson County, Texas and execute any necessary documents, subject to review by the Vice Chancellor and General Counsel.

2021-24 TSUS: Conferring of Regents' Professor Award (Jerry L. Cook)

Upon motion of Chairman Scott, with no Regents objecting, upon the recommendation of the Board of Directors of the Texas State University System Foundation and nomination by the university president, it was ordered that:

1. The Regents' Professor Award be conferred, in perpetuity, upon Jerry L. Cook, Ph.D.
2. The Regents' Professor medallion be presented to him; that he have the right to wear such medallion at appropriate events; and that he be recognized as having received this award; and,
3. The attached resolution be adopted; presented to him; and forever recorded and preserved in the minutes of this Board of Regents.

Resolution honoring Jerry L. Cook, Ph.D.

Whereas, the Board of Regents of the Texas State University System has determined that it would advance the cause of higher education in the State of Texas and contribute to the public good of the state to create the Office of Regents' Professor; and,

Whereas, the purpose of the Office is to recognize exceptional and outstanding members of the professoriate who have achieved excellence in teaching, research, publication, and community service; demonstrating in performance of their duties, an unwavering dedication to their students, universities, and communities; and,

Whereas, the Office of Regents' Professor is a lifetime designation bestowed by the Board of Regents upon tenured faculty members who have been acknowledged by their peers and students as exceptional, and recommended by the Texas State University System Foundation Board of Directors, the Chancellor, and the University President; and,

Whereas, Jerry L. Cook, Ph.D., Professor of Biological Sciences, came to Sam Houston State University in 1999 having previously served as an Assistant Research Scientist and Postdoctoral Research Associate at Texas A&M University; earned a Bachelor of Science degree in Geology and a Master of Science degree in Biology from the University of Southern Colorado, and a Ph.D. in Entomology from Texas A&M University; and,

Whereas, Dr. Cook has elevated the university's stature by serving as Program Director for the National Science Foundation, a member of the National Invasive Species Committee, and a member of the U.S. Environmental Protection Agency's Advisory Committee; and,

Whereas, Dr. Cook has accepted administrative appointments at Sam Houston State University, including Associate Vice President for Research, Interim Dean of the College of Science, Interim Dean of the Graduate College, and Interim Chair of the Department of Biological Sciences, and Executive Director of the Texas Invasive Species Institute, all while continuing his teaching and research responsibilities; and,

Whereas, Dr. Cook, by his qualities of service and character, has brought great honor to Sam Houston State University, the Texas State University System, and the great State of Texas;

Now, Therefore Be It Resolved on this 7th day of December 2020, that Jerry L. Cook, Ph.D., be designated a Regents' Professor and forever hold said title, including all honors, rights, and privileges pertaining thereto.

2021-25 TSUS: Conferring of Regents' Professor Award (Duane Knudson)

Upon motion of Chairman Scott, with no Regents objecting, upon the recommendation of the Board of Directors of the Texas State University System Foundation and nomination by the university president, it was ordered that:

1. The Regents' Professor Award be conferred, in perpetuity, upon Duane Knudson, Ph.D.
2. The Regents' Professor medallion be presented to him; that he have the right to wear such medallion at appropriate events; and that he be recognized as having received this award; and,
3. The attached resolution be adopted; presented to him; and forever recorded and preserved in the minutes of this Board of Regents.

Resolution honoring Duane Knudson, Ph.D.

Whereas, the Board of Regents of the Texas State University System has determined that it would advance the cause of higher education in the State of Texas and contribute to the public good of the state to create the Office of Regents' Professor; and,

Whereas, the purpose of the Office is to recognize exceptional and outstanding members of the professoriate who have achieved excellence in teaching, research, publication, and community service; demonstrating in performance of their duties, an unwavering dedication to their students, universities, and communities; and,

Whereas, the Office of Regents' Professor is a lifetime designation bestowed by the Board of Regents upon tenured faculty members who have been acknowledged by their peers and students as exceptional, and recommended by the Texas State University System Foundation Board of Directors, the Chancellor, and the University President; and,

Whereas, Duane Knudson, Ph.D., Distinguished Professor of Health and Human Performance, came to Texas State University in 2009, having previously served in faculty and administrative positions at California State University, Chico, and Baylor University; and earned a Bachelor of Science degree in Physical Education from the University of Wisconsin-Oshkosh, a Master of Science degree in Education from Baylor University, and a Ph.D. in Biomechanics from the University of Wisconsin-Madison; and,

Whereas, Dr. Knudson has authored three books translated into eight languages, 22 book chapters, 155 peer-reviewed articles, received 23 internal and external grants, given 106 presentations, served on four editorial review boards, and authored more than three dozen articles in sports magazines and websites; and,

Whereas, Dr. Knudson was named a fellow of the National Academy of Kinesiology, received three national, two regional, and one state award for scholarship in kinesiology and exercise science; contributed to the development of internationally used instructional resources; and used his expertise to serve the U.S. Tennis Association, International Tennis Federation, U.S. Department of Education, Institute of Medicine, Royal Society, and the British Broadcasting Corporation; and,

Whereas, Dr. Knudson, by his qualities of service and character, has brought great honor to Texas State University, the Texas State University System, and the great State of Texas;

Now, Therefore Be It Resolved on this 7th day of December 2020, that Duane Knudson, Ph.D., be designated a Regents' Professor and forever hold said title, including all honors, rights, and privileges pertaining thereto.

2021-26 TSUS: Conferring of Regents' Professor Award (Patricia M. Shields)

Upon motion of Chairman Scott, with no Regents objecting, and upon the recommendation of the Board of Directors of the Texas State University System Foundation and nomination by the university president, it was ordered that:

1. The Regents' Professor Award be conferred, in perpetuity, upon Patricia M. Shields, Ph.D.

2. The Regents' Professor medallion be presented to her; that she have the right to wear such medallion at appropriate events; and that she be recognized as having received this award; and,
3. The attached resolution be adopted; presented to her; and forever recorded and preserved in the minutes of this Board of Regents.

Resolution honoring Patricia M. Shields, Ph.D.

Whereas, the Board of Regents of the Texas State University System has determined that it would advance the cause of higher education in the State of Texas and contribute to the public good of the state to create the Office of Regents' Professor; and,

Whereas, the purpose of the Office is to recognize exceptional and outstanding members of the professoriate who have achieved excellence in teaching, research, publication, and community service; demonstrating in performance of their duties, an unwavering dedication to their students, universities, and communities; and,

Whereas, the Office of Regents' Professor is a lifetime designation bestowed by the Board of Regents upon tenured faculty members who have been acknowledged by their peers and students as exceptional, and recommended by the Texas State University System Foundation Board of Directors, the Chancellor, and the University President; and,

Whereas, Patricia M. Shields, Ph.D., Professor of Political Science, arrived at Texas State University in 1978 after serving as a Graduate Research Assistant at The Ohio State University; and earned a Bachelor of Science degree in Economics at the University of Maryland, and a Master of Arts degree in Economics and Ph.D. in Public Administration from The Ohio State University; and,

Whereas, Dr. Shields has published four books, 45 journal articles, 27 book chapters, and 17 book reviews; served for 19 years as editor of *Armed Forces & Society*, the leading journal in civil-military relations; and is internationally admired as a productive, influential, and frequently cited scholar; and,

Whereas, Dr. Shields has been named a fellow by the National Academy of Public Administration, a distinction reserved for top academics and practitioners including cabinet members, undersecretaries, members of Congress, and governors; and received the American Society for Public Administration's Rita Mae Kelly Research Award for Outstanding Research in Gender Related Issues and the Lavern Burchfield Award; and

Whereas, Dr. Shields, by her qualities of service and character, has brought great honor to Texas State University, the Texas State University System, and the great State of Texas;

Now, Therefore Be It Resolved on this 7th day of December 2020, that Patricia M. Shields, Ph.D., be designated a Regents' Professor and forever hold said title, including all honors, rights, and privileges pertaining thereto.

2021-27 TSUS: Conferring of Regents' Student Scholar Award (Tiffany Tran)

Upon motion of Chairman Scott, with no Regents objecting, and upon the

recommendation of the Board of Directors of the Texas State University System Foundation and nomination by the university president, it was ordered that:

1. The Regents' Student Scholar Award be conferred upon Tiffany Tran; and,
2. The Regents' Student Scholar medallion be presented to her; that she have the right to wear such medallion at appropriate events; and that she be recognized as having received this award; and,
3. The attached resolution be adopted; presented to her; and forever recorded and preserved in the minutes of this Board of Regents.

Resolution honoring Tiffany Tran

Whereas, the Board of Regents of the Texas State University System has established the Regents' Student Scholar Award to recognize exceptional students for their outstanding academic achievement, leadership abilities, and contributions to their institutions and communities; and,

Whereas, Tiffany Tran has excelled at the highest academic levels at Lamar University, achieving a perfect 4.0 grade point average as a Biology (Pre-Dental) major; earning President's List status every semester at Lamar University; and receiving several academic awards and honors, including the prestigious and highly-competitive Mirabeau Scholarship; and,

Whereas, Ms. Tran has exhibited commendable campus involvement, having served as founding member of the Reaud Honors College Model United Nations Team, Student Government Association Senator for the Reaud Honors College, and a member of the Lamar Ambassadors, Pre-Dental Society, Honors Student Association, and Student Service Fee Committee; and,

Whereas, Ms. Tran has given back to her community by volunteering for Baptist Hospitals of Southeast Texas, the Southeast Texas Food Bank, and as a board member for the Seafarer's Association of Beaumont, which provides aid and support to mariners and military personnel who are far from home; and,

Whereas, Ms. Tran has earned the respect of her fellow students, professors, and chair of Lamar University's Biology department, who have described her as "well liked," "ambitious but kind," and possessing "a strong sense of empathy and concern for others."

Now, Therefore Be It Resolved on this 7th day of December 2020, that Tiffany Tran be hereby designated and forever hold the title of Regents' Student Scholar, for her exceptional academic achievements and her dedication to the service of others.

2021-28 TSUS: Conferring of Regents' Student Scholar Award (Isabella Garcia)

Upon motion of Chairman Scott, with no Regents objecting, and upon the recommendation of the Board of Directors of the Texas State University System Foundation and nomination by the university president, it was ordered that:

1. The Regents' Student Scholar Award be conferred upon Isabella Garcia; and,

2. The Regents' Student Scholar medallion be presented to her; that she have the right to wear such medallion at appropriate events; and that she be recognized as having received this award; and,
3. The attached resolution be adopted; presented to her; and forever recorded and preserved in the minutes of this Board of Regents.

Resolution honoring Isabella Garcia

Whereas, the Board of Regents of the Texas State University System has established the Regents' Student Scholar Award to recognize exceptional students for their outstanding academic achievement, leadership abilities, and contributions to their institutions and communities; and,

Whereas, Isabella Garcia has excelled at the highest academic levels at Sul Ross State University, achieving a 3.95 grade point average as a Biology major; earning Dean's List status every semester at Sul Ross; and receiving several academic awards and honors, including the Freshman Leadership and Greater Texas Foundation scholarships; and,

Whereas, Ms. Garcia has demonstrated commendable campus involvement, having served as a Biology and Chemistry tutor and participating in the Lobo Ambassador program, through which student leaders introduce incoming students to campus life and showcase the potential for personal, academic, and personal growth at Sul Ross; and,

Whereas, Ms. Garcia has given back to her community by volunteering for the San Antonio Food Bank and Roswell Police Department, and participating in the Student Support Services Highway Clean-Up program; and,

Whereas, Ms. Garcia has earned the respect of her fellow students, professors, and Dean of the College of Arts and Sciences, who have described her as "well rounded," "passionate about learning," and "a kind and giving person."

Now, Therefore Be It Resolved on this 7th day of December 2020, that Isabella Garcia be hereby designated and forever hold the title of Regents' Student Scholar, for her exceptional academic achievements and her dedication to the service of others.

The Regents' Professor Awards and Regents' Scholar Awards will be presented to the recipients at a future meeting.

Chairman Scott noted that the following item is found on the Consent Agenda:

- TSUS: Gift Reports

This item was voted on and passed under the approval of the Consent Agenda. This item can be found immediately following the meeting minutes.

XIV. CONSENT AGENDA

Chairman Scott asked if there were any items that Regents wanted to remove from the Consent Agenda. No items were removed from the Consent Agenda.

2021-29 TSUS: Approval of Consent Agenda

Upon motion of Chairman Scott, with no Regents objecting, it was ordered that except for items removed from the Consent Agenda at the request of at least one Regent, all Consent Agenda items are approved.

XV. GENERAL MOTIONS/BOARD ELECTIONS

2021-30 TSUS: Postponement of Election of Chairman of the Board and Vice Chairman of the Board

Upon motion of Regent Amato, with no Regents objecting, it was ordered that election of the Chairman of the Board and the election of the Vice Chairman of the Board be postponed to the next regular board meeting in February 2021.

XVI. STUDENT ADVISORY BOARD (SAB) UPDATE BY VIDEO MESSAGE

The Student Advisory Board provided a video update on their experiences this semester regarding student engagement, challenges faced, and positive or encouraging results of the pandemic.

XVII. CAMPUS UPDATES

Chairman Scott called on Dr. Kerry Mix, Provost and Executive Vice President for Academic Affairs of Lamar Institute of Technology; Dr. Tom Johnson, President of Lamar State College Orange; and Dr. Betty Reynard, President of Lamar State College Port Arthur to present campus updates.

XVIII. TSUS FOUNDATION UPDATE

Mr. Mike Wintemute, Executive Director of the Foundation, made a presentation to the Board regarding the current status of Foundation funds, awards and scholarships.

XIX. RECESS TO EXECUTIVE SESSION

Chairman Scott recessed the Board to Executive Session at 2:46 p.m. CST in accordance with Chapter 551 of the Texas Government Code to discuss legal, real estate and personnel issues.

XX. RECONVENE IN OPEN SESSION

The Board reconvened in open session at 4:14 p.m. CST on Monday, December 7, 2020.

XXI. ADJOURNMENT

Chairman Scott adjourned the meeting at 4:15 p.m. CST.

Attested by:
Brian McCall, Ph.D.
Chancellor and Secretary to the Board

CONSENT/APPENDIX

CONSENT – ACADEMIC AND HEALTH AFFAIRS

LU: Add New Construction Project Management Courses for the MBA Program and the Certificate of Construction Project Management Program

Lamar University is authorized to add five courses to modify the curricula of the Construction Project Management concentration in the MBA Program and the Certificate of Construction Project Management Program with changes effective Spring 2021.

Explanation

The MBA Program in the College of Business is proposing to add five updated courses to modify the current curricula of the concentration in Construction Project Management and the Certificate in Construction Project Management to differentiate course content and objectives from current “stacked” courses. The objective of the change is to cover advanced theoretical knowledge and applications of emerging techniques and technologies in the courses and was recommended by the American Council for Construction Education (ACCE). The following five updated courses are requested to be added. Students in the Construction Project Management concentration in the MBA program will take any three of these courses as electives. Students in the Certificate in Construction Project Management program will take all five courses.

CMGT 5315: Advanced Construction Planning and Scheduling

CMGT 5330: Construction Cost Management

CMGT 5340: Advanced Construction Project Management

CMGT 5355: Conflict and Negotiation Management in Construction

CMGT 5385: Sustainable Practices in Construction

LU: Changes to the Master of Business Administration (MBA) and Master of Science in Nursing (MSN) Dual Degree Plan

Lamar University is authorized to make the following changes to the dual degree plan: eliminate BULW 5330 from business in the dual degree plan; replace ECON 5300 with FINC 5300 and adding MISY 5330 as an alternative course for MISY 5360.

Explanation

The proposed changes for the Master of Business Administration (MBA) and Master of Science in Nursing (MSN) Dual Degree Plan represent the degree's alignment with the reduced hours required for the MBA which has already been approved, resulting in three less hours to earn the dual degree. For the current catalog, the MBA core class ECON 5370 was eliminated in favor of BULW 5330 since the nursing degree plan included the ECON leveling class. MGMT 5340 was replaced with MGMT 5360 since health care students would receive greater benefit from HR Management vs International Business. In order to align with the Fall 2020 (new) catalog we recommend dropping BULW 5330 since BULW 5360 covers aspects of Employment Law and adding MISY 5330 as an alternate to MISY 5360. Replace ECON 5300 with FINC 5300 since ECON 5300 has been eliminated. Please see attached degree plans with highlighted changes for the Master of Science in Nursing and the current catalog of MBA courses and the proposed catalog for MBA courses.

Master of Science in Nursing

(37 hours)

	Name	Cr. Hrs.
MSNC 5195	Evidence Based Project 1	1
MSNA 5221	Administration Practicum 1	2
MSNA 5232	Administration Practicum 2	2
MSNC 5296	Evidence Based Project 2	2
MSNC 5310	Theoretical Foundations	3
MSNC 5311	Nursing Research	3
MSNC 5312	Healthcare Policy & Finance	3
MSNC 5315	Advanced Nursing Issues	3
MSNA 5320	Role Dev. Nurse Admin	3
MSNA 5321	Planning/Org Healthier Deliv.	3
MSNA 5323	Healthcare Technology for Nurse Administrators	3
MSNA 5331	Directing/Controlling HC	3
ACCT 5315	Foundation of Accounting	3
ECON 5300/FINC 5300	Foundation of Microeconomics/Foundations of Economics and Finance	3

Total

37

**Current Catalog MBA Courses
Master of Business Administration**

(24Hours)		
	Name	Cr. Hrs.
ACCT 5370	Managerial Accounting	3
BULW 5330	Employment Law	3
BUAL 5380	Managerial Decision Making	3
FINC 5310	Financial Management	3
MKTG 5310	Marketing Management	3
MGMT 5360	Human Resource Management	3
MISY 5360	Business Intelligence	3
MGMT 5380	Strategic Management	3
Total		24

**Proposed Fall 2020 Catalog MBA Courses
Master of Business Administration**

(21 Hours)		
	Name	Cr Hrs
ACCT 5370	Managerial Accounting	3
BUAL 5380	Managerial Decision Making	3
FINC 5310	Financial Management	3
MKTG 5310	Marketing Management	3
MGMT 5360	Human Resource Management	3
MISY 5360/5330	Business Intelligence or Health Care Information Systems	3
MGMT 5380	Strategic Management	3
Total		21

SRSU: Degree Program Title and CIP Code Change: Bachelor of Science in Interdisciplinary Studies—College of Education and Professional Studies

Sul Ross State University is authorized to implement the following changes to the Bachelor of Science degrees with majors in Interdisciplinary Studies (30.9999.01), housed within the College of Education and Professional Studies, with an implementation date of September 1, 2021:

1. To change the title of the Bachelor of Science degrees with majors in Interdisciplinary Studies to Bachelor of Science degrees with majors in Education.
2. To change the CIP code of the Bachelor of Science degrees with majors in Education from 30.9999.01(Multi-/Interdisciplinary Studies, Other) to 13.1206.00 (Teacher Education, Multiple Levels).

Explanation

For the past 30 years, students seeking to pursue teaching careers had to apply for a bachelor's in interdisciplinary studies. This degree, perceived as general studies, does not accurately describe the content and pedagogical concepts, nor the career in teaching the degree offers.

In 2019, the 86th Texas Legislature passed House Bill 3217. This bill allows an individual applying for a Texas teaching certificate to hold a bachelor's degree in education and eliminates the semester credit hour limit on education courses within this degree. In response to this statutory change, Sul Ross State University proposes the degree title change for the B.S. in Interdisciplinary Studies degrees to B.S. degrees in Education.

The challenges to retain quality teachers in Texas increases every year, while at the same time, the number of persons entering the teaching profession continues to decline. This degree title change provides an opportunity to positively impact currently enrolled Sul Ross State University education students as well as the College of Education and Professional Studies overall framework and contribution to the workforce of Texas teachers. It reflects both the content of their degree as well as the pedagogical discipline that their degree serves. This degree title change will lead prospective teachers to locate programs for educator preparation more easily. Additionally, a degree in education will elevate the profession's purposeful intent to impact lives.

Taking into consideration the requested title change and accurately reflect the content and future career preparation of these education degrees, Sul Ross State University seeks to change the degree program CIP code from 30.9999.01(Multi-/Interdisciplinary Studies, Other) to 13.1206.00 (Teacher Education, Multiple Levels).

LSCO: New Program Proposal - Massage Therapy Continuing Education Program

Lamar State College Orange is authorized to create a new Massage Therapy Continuing Education Program (525 contact hours), to be implemented upon final approval by the TSUS Board of Regents and the Texas Higher Education Coordinating Board (THECB), effective January, 2021.

Explanation

Massage therapy is a healthcare profession regulated by the Texas Department of Licensing and Regulation (TDLR). Massage therapists treat clients by using touch to manipulate the muscles and other soft tissues of the body. With their touch, therapists relieve pain, help heal injuries, improve circulation, relieve stress, increase relaxation, and aid in the general wellness of clients.

Massage therapy is one of the fastest-growing industries of our time, setting records by reaching high growth in a slow economy. The demand for professionally trained massage therapists continues to rise. The starting pay for a licensed massage therapist varies depending on whether the therapist becomes an employee, self-employed, or a business owner. According to the U.S. Department of Labor's Bureau of Labor Statistics, the median annual wage for massage therapists was \$42,820 in 2019. Employment of massage therapists is projected to grow 22 percent from 2018 to 2028, much faster than the average for all occupations. Demand will likely increase as more healthcare providers understand the benefits of massage and these services become part of treatment plans. Continued growth in the demand for massage services will lead to new openings for massage therapists.

The proposed program is a 525-contact hour, non-credit certificate of completion that will meet all of the requirements and guidelines for approval by both TDLR and the Texas Higher Education Coordinating Board (THECB).

Proposed Massage Therapy Continuing Education Certificate:

MAJOR REQUIREMENTS			Contact Hours	CEUs
MSSG 1005	Hydrotherapy/Therapeutic Modalities		20	2.0
MSSG 1007	Business Practices and Professional Ethics		45	4.5
MSSG 1009	Health and Hygiene		20	2.0
MSSG 1011	Massage Therapy Fundamentals I		125	12.5
MSSG 1013	Anatomy & Physiology for Massage		75	7.5
MSSG 2011	Massage Therapy Fundamentals II		100	10.0
MSSG 2013	Kinesiology for Massage		50	5.0
MSSG 2014	Pathology for Massage		40	4.0
MSSG 2086	Internship – Massage Therapy/Therapeutic Massage		50	5.0
TOTAL			525	5.25

LSCO: New Program Proposal - Court Reporting Continuing Education Program

Lamar State College Orange is authorized to create a new Court Reporting Continuing Education Program (775 contact hours), to be implemented upon final approval by the TSUS Board of Regents and the Texas Higher Education Coordinating Board (THECB), effective January, 2021.

Explanation

Court Reporting is a sector of the business industry and is licensed in Texas by the Judicial Branch Certification Commission (JBCC). Most court reporters work in courts or legislatures. However, some work from either their home or a central office providing broadcast captioning for television stations or for hard-of-hearing individuals.

Employment of court reporters is projected to grow 9 percent from 2019 to 2029, much faster than the average for all occupations. According to the U.S. Department of Labor's Bureau of Labor Statistics, the median annual wage for court reports was \$60,130 in 2019.

The proposed program is a 775-contact hour, non-credit certificate of completion that will meet all of the requirements and guidelines for approval by the Texas Higher Education Coordinating Board (THECB) and Texas Judicial Branch Certification Commission (JBCC).

Proposed Court Reporting Continuing Education Certificate:

MAJOR REQUIREMENTS			Contact Hours	CEUs
CRTR	1004	Machine Shorthand	130	13
CRTR	1006	Machine Shorthand II	130	13
CRTR	2013	Court Reporting Technology II	130	13
CRTR	1057	Literary/Jury Charge Dictation I	130	13
CRTR	1059	Literary/Jury Charge Dictation II	130	13
CRTR	2031	Court Reporting Certification Preparation	125	12.5
TOTAL			775	77.5

LSCO: Program Modification – Associate of Arts Communication

Lamar State College Orange is authorized to modify the Communication Associate of Arts Degree to be implemented upon final approval by the TSUS Board of Regents and the Texas Higher Education Coordinating Board (THECB), effective Fall 2021.

Explanation

Lamar State College Orange is requesting the modification of a program by removing PHED from the Associate of Arts Communication Degree Plan, effective Fall 2021. Removing PHED courses and adding the academic electives relevant to communications awards at transfer institutions will increase the integrity of the degree. This degree is a foundation for most four-year communication degrees.

CORE REQUIREMENTS		Credit Hours
ENGL 1301	Composition I	3
<i>Choose one of the following:</i> <input type="checkbox"/> SPCH 1311 <input type="checkbox"/> SPCH 1315 <input type="checkbox"/> SPCH 1321		3
<i>Choose one of the following:*</i> <input type="checkbox"/> MATH 1314 <input type="checkbox"/> MATH 1332 <input type="checkbox"/> MATH 2312 <input type="checkbox"/> MATH 1324 <input type="checkbox"/> MATH 1342 <input type="checkbox"/> MATH 2413		3
<i>Choose two of the following:</i> <input type="checkbox"/> BIOL 1306 <input type="checkbox"/> CHEM 1306 <input type="checkbox"/> GEOL 1303 <input type="checkbox"/> PHYS 1301 <input type="checkbox"/> BIOL 1307 <input type="checkbox"/> CHEM 1307 <input type="checkbox"/> GEOL 1304 <input type="checkbox"/> PHYS 1305 <input type="checkbox"/> BIOL 1308 <input type="checkbox"/> CHEM 1311 <input type="checkbox"/> PHYS 1307 <input type="checkbox"/> BIOL 1309 <input type="checkbox"/> CHEM 1312 <input type="checkbox"/> PHYS 2325 <input type="checkbox"/> BIOL 2301 <input type="checkbox"/> BIOL 2302 <input type="checkbox"/> BIOL 2306		3
<i>Choose one of the following:</i> <input type="checkbox"/> ENGL 2322 <input type="checkbox"/> ENGL 2331 <input type="checkbox"/> HIST 2321 <input type="checkbox"/> PHIL 1301 <input type="checkbox"/> ENGL 2323 <input type="checkbox"/> ENGL 2341 <input type="checkbox"/> HIST 2322 <input type="checkbox"/> SPAN 2311 <input type="checkbox"/> ENGL 2326 <input type="checkbox"/> HUMA 1315		3
<i>Choose one of the following:</i> <input type="checkbox"/> ARTS 1301 <input type="checkbox"/> DRAM 1310 <input type="checkbox"/> MUSI 1306		3
<i>Choose two of the following:</i> <input type="checkbox"/> HIST 1301 <input type="checkbox"/> HIST 1302 <input type="checkbox"/> HIST 2301		3
GOVT 2305	Federal Government	3
GOVT 2306	Texas Government	3
<i>Choose one of the following:</i> <input type="checkbox"/> ECON 2301 <input type="checkbox"/> GEOG 1301 <input type="checkbox"/> PSYC 2301 <input type="checkbox"/> SOCI 1301 <input type="checkbox"/> ECON 2302 <input type="checkbox"/> GEOG 1302		3
ENGL 1302	Composition II	3
<i>Choose one of the following:</i> <input type="checkbox"/> COSC 1301 <input type="checkbox"/> PSYC 2314		3
Subtotal		42

MAJOR REQUIREMENTS

Students must make a grade of 'C' or better in all Major Requirements.

Credit Hours

<p><i>Choose one of the following (Lab co-requisite from Core Requirements):</i></p> <input type="checkbox"/> BIOL 1106 <input type="checkbox"/> CHEM 1106 <input type="checkbox"/> GEOL 1103 <input type="checkbox"/> PHYS 1101 <input type="checkbox"/> BIOL 1107 <input type="checkbox"/> CHEM 1107 <input type="checkbox"/> GEOL 1104 <input type="checkbox"/> PHYS 1105 <input type="checkbox"/> BIOL 1108 <input type="checkbox"/> CHEM 1111 <input type="checkbox"/> PHYS 1107 <input type="checkbox"/> BIOL 1109 <input type="checkbox"/> CHEM 1112 <input type="checkbox"/> PHYS 2125 <input type="checkbox"/> BIOL 2101 <input type="checkbox"/> BIOL 2102 <input type="checkbox"/> BIOL 2106	1
<p><i>Choose one of the following (Lab co-requisite from Core Requirements):</i></p> <input type="checkbox"/> BIOL 1106 <input type="checkbox"/> CHEM 1106 <input type="checkbox"/> GEOL 1103 <input type="checkbox"/> PHYS 1101 <input type="checkbox"/> BIOL 1107 <input type="checkbox"/> CHEM 1107 <input type="checkbox"/> GEOL 1104 <input type="checkbox"/> PHYS 1105 <input type="checkbox"/> BIOL 1108 <input type="checkbox"/> CHEM 1111 <input type="checkbox"/> PHYS 1107 <input type="checkbox"/> BIOL 1109 <input type="checkbox"/> CHEM 1112 <input type="checkbox"/> PHYS 2125 <input type="checkbox"/> BIOL 2101 <input type="checkbox"/> BIOL 2102 <input type="checkbox"/> BIOL 2106	1
SPCH 1315 Public Speaking	3
SPCH 1318 Interpersonal Communication	3
SPCH 2335 Argumentation and Debate	3
SPCH 2341 Oral Interpretation	3
Approved Academic Elective(s) _____	4
Subtotal	18
TOTAL	60

LSCO: Program Modification – Associate of Arts Liberal Arts

Lamar State College Orange is authorized to modify the Liberal Arts Associate of Arts program, to be implemented upon final approval by the TSUS Board of Regents and the Texas Higher Education Coordinating Board (THECB), effective Fall 2021.

Explanation

Lamar State College Orange is requesting the modification by removing PHED the Associate of Arts Liberal Arts Degree Plan, effective for the Fall 2021 semester. Removing PHED courses and adding the academic electives relevant to liberal arts awards at transfer institutions will increase the integrity of the degree. This degree is a foundation for most four-year liberal arts degrees.

CORE REQUIREMENTS	Credit Hours
ENGL 1301 Composition I	3
<i>Choose one of the following:</i> <input type="checkbox"/> SPCH 1311 <input type="checkbox"/> SPCH 1315 <input type="checkbox"/> SPCH 1321	3
<i>Choose one of the following:*</i> <input type="checkbox"/> MATH 1314 <input type="checkbox"/> MATH 1332 <input type="checkbox"/> MATH 2312 <input type="checkbox"/> MATH 1324 <input type="checkbox"/> MATH 1342 <input type="checkbox"/> MATH 2413	3
<i>Choose two of the following:</i> <input type="checkbox"/> BIOL 1306 <input type="checkbox"/> CHEM 1306 <input type="checkbox"/> GEOL 1303 <input type="checkbox"/> PHYS 1301 <input type="checkbox"/> BIOL 1307 <input type="checkbox"/> CHEM 1307 <input type="checkbox"/> GEOL 1304 <input type="checkbox"/> PHYS 1305 <input type="checkbox"/> BIOL 1308 <input type="checkbox"/> CHEM 1311 <input type="checkbox"/> PHYS 1307 <input type="checkbox"/> BIOL 1309 <input type="checkbox"/> CHEM 1312 <input type="checkbox"/> PHYS 2325 <input type="checkbox"/> BIOL 2301 <input type="checkbox"/> BIOL 2302 <input type="checkbox"/> BIOL 2306	3
<i>Choose one of the following:</i> <input type="checkbox"/> ENGL 2322 <input type="checkbox"/> ENGL 2331 <input type="checkbox"/> HIST 2321 <input type="checkbox"/> PHIL 1301 <input type="checkbox"/> ENGL 2323 <input type="checkbox"/> ENGL 2341 <input type="checkbox"/> HIST 2322 <input type="checkbox"/> SPAN 2311 <input type="checkbox"/> ENGL 2326 <input type="checkbox"/> HUMA 1315	3
<i>Choose one of the following:</i> <input type="checkbox"/> ARTS 1301 <input type="checkbox"/> DRAM 1310 <input type="checkbox"/> MUSI 1306	3
<i>Choose two of the following:</i> <input type="checkbox"/> HIST 1301 <input type="checkbox"/> HIST 1302 <input type="checkbox"/> HIST 2301	3
GOVT 2305 Federal Government	3
GOVT 2306 Texas Government	3
<i>Choose one of the following:</i> <input type="checkbox"/> ECON 2301 <input type="checkbox"/> GEOG 1301 <input type="checkbox"/> PSYC 2301 <input type="checkbox"/> SOCI 1301 <input type="checkbox"/> ECON 2302 <input type="checkbox"/> GEOG 1302	3
ENGL 1302 Composition II	3
<i>Choose one of the following:</i> <input type="checkbox"/> COSC 1301 <input type="checkbox"/> PSYC 2314 <input type="checkbox"/> SPCH 1318	3
Subtotal	42

MAJOR REQUIREMENTS		Credit Hours
Students must make a grade of 'C' or better in all Major Requirements.		
<i>Choose two of the following (Lab co-requisite from Core Requirements):</i>		
<input type="checkbox"/> BIOL 1106 <input type="checkbox"/> CHEM 1106 <input type="checkbox"/> GEOL 1103 <input type="checkbox"/> PHYS 1101 <input type="checkbox"/> BIOL 1107 <input type="checkbox"/> CHEM 1107 <input type="checkbox"/> GEOL 1104 <input type="checkbox"/> PHYS 1105 <input type="checkbox"/> BIOL 1108 <input type="checkbox"/> CHEM 1111 <input type="checkbox"/> PHYS 1107 <input type="checkbox"/> BIOL 1109 <input type="checkbox"/> CHEM 1112 <input type="checkbox"/> PHYS 2125 <input type="checkbox"/> BIOL 2101 <input type="checkbox"/> BIOL 2102 <input type="checkbox"/> BIOL 2106	1	
		1
Approved Academic Elective*		3
		3
<input type="checkbox"/> ARTS _____ <input type="checkbox"/> HIST _____ <input type="checkbox"/> PSYC _____ <input type="checkbox"/> ECON _____ <input type="checkbox"/> HUMA _____ <input type="checkbox"/> SOCI _____ <input type="checkbox"/> ENGL _____ <input type="checkbox"/> MATH _____ <input type="checkbox"/> PHIL _____	3	
		3
		3
		1
Subtotal		18
TOTAL		60

LSCO: Program Modification – Associate of Arts Sociology

Lamar State College Orange is authorized to modify the Associate of Arts Sociology program, to be implemented upon final approval by the TSUS Board of Regents and the Texas Higher Education Coordinating Board (THECB), effective Fall 2021.

Explanation

Lamar State College Orange is requesting the modification of a program by removing PHED from the Associate of Arts Sociology Degree Plan, effective Fall 2021. Removing PHED courses and adding the academic electives relevant to sociology awards at transfer institutions will increase the integrity of the degree. This degree is a foundation for most baccalaureate sociology degrees.

CORE REQUIREMENTS		Credit Hours
ENGL 1301	Composition I	3
<i>Choose one of the following:</i> <input type="checkbox"/> SPCH 1311 <input type="checkbox"/> SPCH 1315 <input type="checkbox"/> SPCH 1321		3
<i>Choose one of the following:*</i> <input type="checkbox"/> MATH 1314 <input type="checkbox"/> MATH 1332 <input type="checkbox"/> MATH 2312 <input type="checkbox"/> MATH 1324 <input type="checkbox"/> MATH 1342		3
<i>Choose two of the following:</i> <input type="checkbox"/> BIOL 1306 <input type="checkbox"/> CHEM 1306 <input type="checkbox"/> GEOL 1303 <input type="checkbox"/> PHYS 1301 <input type="checkbox"/> BIOL 1307 <input type="checkbox"/> CHEM 1307 <input type="checkbox"/> GEOL 1304 <input type="checkbox"/> PHYS 1305 <input type="checkbox"/> BIOL 1308 <input type="checkbox"/> CHEM 1311 <input type="checkbox"/> PHYS 1307 <input type="checkbox"/> BIOL 1309 <input type="checkbox"/> CHEM 1312 <input type="checkbox"/> PHYS 2325 <input type="checkbox"/> BIOL 2301 <input type="checkbox"/> BIOL 2302 <input type="checkbox"/> BIOL 2306		3
<i>Choose one of the following:</i> <input type="checkbox"/> ENGL 2322 <input type="checkbox"/> ENGL 2331 <input type="checkbox"/> HIST 2321 <input type="checkbox"/> PHIL 1301 <input type="checkbox"/> ENGL 2323 <input type="checkbox"/> ENGL 2341 <input type="checkbox"/> HIST 2322 <input type="checkbox"/> SPAN 2311 <input type="checkbox"/> ENGL 2326 <input type="checkbox"/> HUMA 1315		3
<i>Choose one of the following:</i> <input type="checkbox"/> ARTS 1301 <input type="checkbox"/> DRAM 1310 <input type="checkbox"/> MUSI 1306		3
<i>Choose two of the following:</i> <input type="checkbox"/> HIST 1301 <input type="checkbox"/> HIST 1302 <input type="checkbox"/> HIST 2301		3
GOVT 2305	Federal Government	3
GOVT 2306	Texas Government	3
SOCI 1301	Introduction to Sociology	3
ENGL 1302	Composition II	3
<i>Choose one of the following:</i> <input type="checkbox"/> COSC 1301 <input type="checkbox"/> PSYC 2314 <input type="checkbox"/> SPCH 1318		3
Subtotal		42

MAJOR REQUIREMENTS

Students must make a grade of 'C' or better in all Major Requirements.

Credit Hours

<i>Choose two of the following (Lab co-requisite from Core Requirements):</i>		1	
<input type="checkbox"/> BIOL 1106	<input type="checkbox"/> CHEM 1106	<input type="checkbox"/> GEOL 1103	<input type="checkbox"/> PHYS 1101
<input type="checkbox"/> BIOL 1107	<input type="checkbox"/> CHEM 1107	<input type="checkbox"/> GEOL 1104	<input type="checkbox"/> PHYS 1105
<input type="checkbox"/> BIOL 1108	<input type="checkbox"/> CHEM 1111		<input type="checkbox"/> PHYS 1107
<input type="checkbox"/> BIOL 1109	<input type="checkbox"/> CHEM 1112		<input type="checkbox"/> PHYS 2125
<input type="checkbox"/> BIOL 2101			
<input type="checkbox"/> BIOL 2102			
<input type="checkbox"/> BIOL 2106			
SOCI 1306	Social Problems		3
SOCI 2301	Marriage and Family		3
SOCI 2319	Minority Studies		3
<i>Choose three of the following:</i>			7
<input type="checkbox"/> SOCI 2306	<input type="checkbox"/> SOCI 2326	<input type="checkbox"/> ANTH 2351	<input type="checkbox"/> CRIJ 1307
		Subtotal	18
		TOTAL	60

LSCO: Program Modification – Associate of Arts Teaching 1 (EC – 6th, 4th – 8th, Special Education EC – 12th)

Lamar State College Orange is authorized to modify the Associate of Arts in Teaching 1 Degree to be implemented upon final approval by the TSUS Board of Regents and the Texas Higher Education Coordinating Board, effective Fall 2021.

Explanation

Lamar State College Orange is requesting the modification of the Associate of Arts Teaching 1 program by replacing PHED with MATH 1351, effective Fall 2021. This modification will increase the integrity of the degree by making it more relevant to teacher education preparation programs at transfer institutions. This degree is a field of study for teacher education programs in Texas.

CORE REQUIREMENTS			Credit Hours
ENGL	1301	Composition I	3
SPCH	1315	Public Speaking	3
MATH	1314	College Algebra	3
BIOL	1308	Biology for Non-Science Majors I	3
<i>Choose one of the following:</i> <input type="checkbox"/> BIOL 1306 <input type="checkbox"/> CHEM 1306 <input type="checkbox"/> GEOL 1303 <input type="checkbox"/> BIOL 1307 <input type="checkbox"/> CHEM 1307 <input type="checkbox"/> GEOL 1304 <input type="checkbox"/> BIOL 1309 <input type="checkbox"/> CHEM 1311 <input type="checkbox"/> BIOL 2301 <input type="checkbox"/> CHEM 1312 <input type="checkbox"/> BIOL 2302 <input type="checkbox"/> BIOL 2306			3
<i>Choose one of the following:</i> <input type="checkbox"/> ENGL 2322 <input type="checkbox"/> ENGL 2326 <input type="checkbox"/> ENGL 2341 <input type="checkbox"/> ENGL 2323 <input type="checkbox"/> ENGL 2331			3
<i>Choose one of the following:</i> <input type="checkbox"/> ARTS 1301 <input type="checkbox"/> DRAM 1310 <input type="checkbox"/> MUSI 1306			3
HIST	1301	United States History I	3
HIST	1302	United States History II	3
GOVT	2305	Federal Government	3
GOVT	2306	Texas Government	3
<i>Choose one of the following:</i> <input type="checkbox"/> PSYC 2301 <input type="checkbox"/> SOCI 1301			3
ENGL	1302	Composition II	3
<i>Choose one of the following:</i> <input type="checkbox"/> COSC 1301 <input type="checkbox"/> SPCH 1318			3
Subtotal			42

MAJOR REQUIREMENTS		Credit Hours
Students must make a grade of 'C' or better in all Major Requirements.		
EDUC 1301	Introduction to Teaching Profession	3
EDUC 2301	Introduction to Special Populations	3
BIOL 1108	Biology for Non-Science Majors I (Lab)	1
<i>Choose two of the following (Lab co-requisite from Core Requirements):</i>		
<input type="checkbox"/> BIOL 1106 <input type="checkbox"/> CHEM 1106 <input type="checkbox"/> GEOL 1103 <input type="checkbox"/> BIOL 1107 <input type="checkbox"/> CHEM 1107 <input type="checkbox"/> GEOL 1104 <input type="checkbox"/> BIOL 1109 <input type="checkbox"/> CHEM 1111 <input type="checkbox"/> BIOL 2101 <input type="checkbox"/> CHEM 1112 <input type="checkbox"/> BIOL 2102 <input type="checkbox"/> BIOL 2106		2
<i>Choose one of the following:</i>		
<input type="checkbox"/> BIOL 1306 <input type="checkbox"/> CHEM 1306 <input type="checkbox"/> GEOL 1303 <input type="checkbox"/> BIOL 1307 <input type="checkbox"/> CHEM 1307 <input type="checkbox"/> GEOL 1304 <input type="checkbox"/> BIOL 1309 <input type="checkbox"/> CHEM 1311 <input type="checkbox"/> BIOL 2301 <input type="checkbox"/> CHEM 1312 <input type="checkbox"/> BIOL 2302 <input type="checkbox"/> BIOL 2306		3
MATH 1350	Fundamentals of Mathematics	3
MATH 1351	Fundamentals of Mathematics II	3
Subtotal		18
TOTAL		60

LSCO: Program Modification – Associate of Arts Teaching 2 (6th – 12th, EC – 12th Other than Special Education)

Lamar State College Orange is authorized to modify the Associate of Arts Teaching 2 Degree to be implemented upon final approval by the TSUS Board of Regents and the Texas Higher Education Coordinating Board (THECB), effective Fall 2021.

Explanation

Lamar State College Orange is requesting the modification of the Associate of Arts Teaching 2 program by replacing PHED with approved academic discipline area electives, effective Fall 2021. This modification will increase the integrity of the degree by making it more relevant to teacher education preparation programs at transfer institutions. This degree is a field of study for teacher education programs in Texas.

CORE REQUIREMENTS			Credit Hours
ENGL	1301	Composition I	3
SPCH	1315	Public Speaking	3
MATH	1314	College Algebra	3
BIOL	1308	Biology for Non-Science Majors I	3
<i>Choose one of the following:</i> <input type="checkbox"/> BIOL 1306 <input type="checkbox"/> CHEM 1306 <input type="checkbox"/> GEOL 1303 <input type="checkbox"/> BIOL 1307 <input type="checkbox"/> CHEM 1307 <input type="checkbox"/> GEOL 1304 <input type="checkbox"/> BIOL 1309 <input type="checkbox"/> CHEM 1311 <input type="checkbox"/> BIOL 2301 <input type="checkbox"/> CHEM 1312 <input type="checkbox"/> BIOL 2302 <input type="checkbox"/> BIOL 2306			3
<i>Choose one of the following:</i> <input type="checkbox"/> ENGL 2322 <input type="checkbox"/> ENGL 2326 <input type="checkbox"/> ENGL 2341 <input type="checkbox"/> ENGL 2323 <input type="checkbox"/> ENGL 2331			3
<i>Choose one of the following:</i> <input type="checkbox"/> ARTS 1301 <input type="checkbox"/> DRAM 1310 <input type="checkbox"/> MUSI 1306			3
HIST	1301	United States History I	3
HIST	1302	United States History II	3
GOVT	2305	Federal Government	3
GOVT	2306	Texas Government	3
<i>Choose one of the following:</i> <input type="checkbox"/> PSYC 2301 <input type="checkbox"/> SOCI 1301			3
ENGL	1302	Composition II	3
<i>Choose one of the following:</i> <input type="checkbox"/> COSC 1301 <input type="checkbox"/> SPCH 1318			3
Subtotal			42

MAJOR REQUIREMENTS		Credit Hours
Students must make a grade of 'C' or better in all Major Requirements.		
EDUC 1301	Introduction to Teaching Profession	3
EDUC 2301	Introduction to Special Populations	3
<i>Choose two of the following (Lab co-requisite from Core Requirements):</i>		
<input type="checkbox"/> BIOL 1106	<input type="checkbox"/> CHEM 1106	<input type="checkbox"/> GEOL 1103
<input type="checkbox"/> BIOL 1107	<input type="checkbox"/> CHEM 1107	<input type="checkbox"/> GEOL 1104
<input type="checkbox"/> BIOL 1109	<input type="checkbox"/> CHEM 1111	2
<input type="checkbox"/> BIOL 2101	<input type="checkbox"/> CHEM 1112	
<input type="checkbox"/> BIOL 2102		
<input type="checkbox"/> BIOL 2106		
Approved Academic Discipline Area Electives		10
Subtotal		18
TOTAL		60

LSCO: Program Modification – Criminal Justice Certificate

Lamar State College Orange is authorized to revise the Criminal Justice Corrections Certificate to become the Criminal Justice Law Enforcement Certificate to be implemented upon final approval by the TSUS Board of Regents, the Texas Higher Education Coordinating Board (THECB), and Southern Association of Colleges and Schools Commission on Colleges (SACSCOC), effective Fall 2021.

Explanation

Lamar State College Orange offers an Associate of Science Degree in Criminal Justice, an introductory 15-semester credit hour certificate in Criminal Justice Corrections, and a more advanced Criminal Justice 30-semester credit hour certificate. Lamar State College Orange has been requested to provide a relevant dual credit award that aligns well with the school districts' existing endorsements in the public safety sector.

The proposed adjustments to the Criminal Justice Corrections Certificate creates a more relevant award to introduce students to law enforcement, a field projected to grow faster than average at a rate of 5 % between 2019 and 2029 as reported by the U.S. Bureau of Labor and Statistics. The adjustments also stack into the existing Lamar State College Orange more advanced Criminal Justice Certificate as well as Associate of Science Criminal Justice Degree.

Proposed Level One Criminal Justice Law Enforcement Certificate:

COURSE REQUIREMENTS		Credit Hours	Lecture/Lab Hours	Contact Hours
CRIJ 1301/CJSA 1322	Introduction to Criminal Justice	3	3-3-0	48
CRIJ 1306/CJSA 1313	Court Systems and Practices <i>(replaces CRIJ 1381 Co-op)</i>	3	3-3-0	48
CRIJ 1307/CJSA 1312	Crime in America <i>(replaces CRIJ 2313 Correctional Systems)</i>	3	3-3-0	48
CRIJ 1313/CJSA 1317	Juvenile Justice System <i>(replaces CRIJ 2323 Legal Aspects)</i>	3	3-3-0	48
CRIJ 2314/CJSA 1342	Criminal Investigation	3	3-3-0	48
TOTAL		15		240

LSCO: Program Modification – Advanced Nurse Aide Institutional Award

Lamar State College Orange is authorized to modify the existing Advanced Nurse Aide Institutional Award (10 semester hours) to become the Medical Assistant Level One Certificate to be implemented upon final approval by the TSUS Board of Regents, the Texas Higher Education Coordinating Board (THECB) and the Southern Association of Colleges and Schools Commission on Colleges (SACSCOC), effective Fall 2021.

Explanation

Lamar State College Orange is requesting to add courses to the Advanced Nurse Aide 10 semester credit hour institutional award that will provide a more solid foundation of medical assistant coursework, enhancing their employment marketability and skillset. According to the Texas Workforce Commission (TWC), the employment potential for South East Texas has a projected annual growth rate for medical assistants of 2.4% through the year 2026. Medical assistants in the region earn an average annual income of approximately \$30,087.

When students complete the certificate, they will be eligible to take Certification Exams through the National Center for Competency Testing for Phlebotomist, and EKG Technician in addition to the Nurse Aid Certification offered through Nurse Aide Training and Competency Evaluation Program (NATCEP).

Specific modifications are as follows:

- Add HITT 1305 Medical Terminology
- Add ECRD 1211 Electrocardiography

Proposed Level One Medical Assistant Certificate:

COURSE REQUIREMENTS			Credit Hours	Lecture/Lab Hours	Contact Hours
BIOL	1322	Nutrition and Diet Therapy I	3	3-3-0	48
VNSG	1323	Basic Nursing Skills	3	3-2-2	64
VNSG	1160	Clinical Practical Nurse I	1	1-0-3	48
PLAB	1223	Phlebotomy	2	2-2-2	64
PLAB	1160	Clinical Phlebotomy	1	1-0-3	48
HITT	1305	Medical Terminology [NEW]	3	3-3-0	48
ECRD	1211	Electrocardiography [NEW]	2	2-2-1	48
TOTAL			15		368

LSCO: Program Modification – Ordinary Seaman

Lamar State College Orange is authorized to modify the existing Ordinary Seaman Level One Certificate (15 semester hours) to be implemented upon final approval by the TSUS Board of Regents and the Texas Higher Education Coordinating Board (THECB), effective Fall 2021.

Explanation

Lamar State College Orange is requesting to modify courses within the Ordinary Seaman 15 semester credit hour certificate to better prepare students for an intermediate and advanced level certificate that is being proposed for implementation Fall 2021. Each of these certificates have been developed in consultation with the advisory board recommendations as well as Texas A&M University Galveston's Maritime program coordinators.

Specific modifications are as follows:

- Replace NAUT 1471 Introduction to Ships and Shipping with a three semester-credit hour version of the course, NAUT 1371 Introduction to Ships and Shipping
- Replace NAUT 2274 Basic Stability and Ship Construction with NAUT 1370 Introduction to Tugs and Towing. The NAUT 2274 is a course that will be moved to the proposed intermediate Ordinary Seaman 2 CERT.

Proposed Level One Ordinary Seaman Certificate Modification:

COURSE REQUIREMENTS			Credit Hours	Lecture/Lab Hours	Contact Hours
EDUC	1300	Learning Framework	3	3-3-0	48
NAUT	1372	Seamanship I	3	3-3-2	80
NAUT	1371	Introduction to Ships and Shipping <i>(replaces NAUT 1471)</i>	3	3-3-1	64
NAUT	1374	Basic Safety and Survival Training	3	3-3-2	80
NAUT	1370	Introduction to Tugs and Towing <i>(replaces NAUT 2274)</i>	3	2-2-1	64
TOTAL			15		336

LSCO: Site Addition – Little Cypress Mauriceville High School

Lamar State College Orange is authorized to seek approval from the Southern Association of Colleges and Schools Commission on Colleges (SACSCOC) to identify Little Cypress Mauriceville High School as an off-campus site whereby 50% or more of an approved Lamar State College Orange program can be taught, to be pursued upon final approval by the TSUS Board of Regents and the Texas Higher Education Coordinating Board, effective Fall 2021.

Explanation

Lamar State College Orange has a strong and thriving partnership with Little Cypress Mauriceville Independent School whereby Lamar State College Orange college level courses are taught on their high school campus. It is possible that a student can complete at least 50% (30 semester credit hours) of an Associate of Arts in Liberal Arts degree at this campus. Because the Southern Association of Colleges and Schools Commission on Colleges (SACSCOC) accredits an entire institution and its programs and services, wherever they are located, Lamar State College Orange will be required to seek approval from SACSCOC to add Little Cypress Mauriceville High School as an off-campus site for Lamar State College Orange.

LSCO: Site Addition – Vidor High School

Lamar State College Orange is authorized to seek approval from the Southern Association of Colleges and Schools Commission on Colleges (SACSCOC) to identify Vidor High School as an off-campus site whereby 50% or more of an approved Lamar State College Orange program can be taught, to be pursued upon final approval by the TSUS Board of Regents and the Texas Higher Education Coordinating Board (THECB), effective Fall 2021.

Explanation

Lamar State College Orange has a strong and thriving partnership with Vidor Independent School whereby Lamar State College Orange college level courses are taught on their high school campus. It is possible that a student can complete at least 50% (30 semester credit hours) of an Associate of Arts in Liberal Arts degree at this campus. Because the Southern Association of Colleges and Schools Commission on Colleges (SACSCOC) accredits an entire institution and its programs and services, wherever they are located, Lamar State College Orange will be required to seek approval from SACSCOC to add Vidor High School as an off-campus site for Lamar State College Orange.

LSCO: Site Addition – West Orange-Stark High School

Lamar State College Orange is authorized to seek approval from the Southern Association of Colleges and Schools Commission on Colleges (SACSCOC) to identify West Orange-Stark High School as an off-campus site whereby 50% or more of an approved Lamar State College Orange program can be taught, to be pursued upon final approval by the TSUS Board of Regents and the Texas Higher Education Coordinating Board (THECB), effective Fall 2021.

Explanation

Lamar State College Orange has a strong and thriving partnership with West Orange-Cove Consolidated Independent School whereby Lamar State College Orange college level courses are taught on their high school campus (West Orange-Stark). It is possible that a student can complete at least 50% (30 semester credit hours) of an Associate of Arts in Liberal Arts degree at this campus. Because the Southern Association of Colleges and Schools Commission on Colleges (SACSCOC) accredits an entire institution and its programs and services, wherever they are located, Lamar State College Orange will be required to seek approval from SACSCOC to add West Orange-Stark High School as an off-campus site for Lamar State College Orange.

TSUS: Curriculum Changes

The proposed Course Additions, Deletions and Changes are approved.

Explanation

In accordance with the System *Rules and Regulations, Chapter III, Section 1.(10) Curriculum Matters, Subsection 1.(10)2 Course additions, deletions, and changes* shall be submitted to the Board of Regents for approval.

CURRICULUM INVENTORY REPORT

Lamar University

November 2020

COLLEGE/ Academic Unit	COURSE ADDITIONS	COURSE DELETIONS	COURSE TITLE CHANGES	NET ADDITIONS/ DELETIONS
COLLEGE OF BUSINESS				
Construction Management		5	5	0
COLLEGE OF EDUCATION AND HUMAN DEVELOPMENT				
Educational Leadership	1			1
Teacher Education			1	
COLLEGE OF ENGINEERING				
Chemical Engineering	2			2
Electrical Engineering	3			3
COLLEGE OF FINE ARTS AND COMMUNICATION				
Deaf Studies and Deaf Education	1		1	1
<hr/>				
TOTAL	7	5	7	7

COLLEGE OF BUSINESS
Construction Management

ADDITIONS

CMGT 5315	Advanced Construction Planning
CMGT 5330	Construction Cost Management
CMGT 5340	Advanced Construction Project
CMGT 5355	Conflict and Negotiation Management
CMGT 5385	Sustainable Practices in Construction

DELETIONS

CMGT 5310	Construction Planning & Scheduling
CMGT 5320	Construction Costs and Estimation
CMGT 5325	Construction Project Management
CMGT 5350	Legal Practices in Construction
CMGT 5380	Sustainability Built Environment & Society

COLLEGE OF EDUCATION AND HUMAN DEVELOPMENT
Educational Leadership

ADDITIONS

EDLD 5321	School Law for Educators
-----------	--------------------------

Teacher Education

CHANGES

PEDG 4620	Student Teaching in the Secondary School
TO	
PEDG 4620	Clinical Teaching

COLLEGE OF ENGINEERING

Chemical Engineering

ADDITIONS

CHEN 5375	Plant Safety and Security
CHEN 5378	Data Analysis for Chemical Engineers

Electrical Engineering

ADDITIONS

ELEN 4305	Low Power CMOS Design
ELEN 4318	VLSI Design and CAD Tools
ELEN 4320	Verilog Programming

COLLEGE OF FINE ARTS AND COMMUNICATION

Deaf Studies and Deaf Education

ADDITION

DSDE 3325	Interpreting and Tourism
-----------	--------------------------

CHANGES

DSDE 5328	Deaf Students with Multihandicaps
TO	
DSDE 5328	Deaf Students with Disabilities

**Sam Houston State University
Curriculum Board Report**

COLLEGE/Academic Unit	COURSE ADDITIONS	COURSE DELETIONS	COURSE CHANGES: PREFIX, NUMBER AND/OR TITLE	NET ADDITIONS/ DELETIONS
COLLEGE OF HEALTH SCIENCES				
Family & Consumer Sciences	1			+1
TOTAL	1	0	0	1

COLLEGE OF HEALTH SCIENCES

Department of Family & Consumer Sciences

ADDITIONS

FACS 3368 Fashion Forecasting

**Lamar Institute of Technology
November 2020**

COLLEGE/ Academic Unit	COURSE ADDITIONS	COURSE DELETIONS	COURSE CHANGES: PREFIX, HRS, NUMBER AND/OR TITLE	NET ADDITIONS/ DELETIONS
TECHNOLOGY				
Associate of Applied Science in Commercial Electrical Technology	14	0	0	14
Level II Certificate in Commercial Electrical Technology	0	0	0	0
Level I Certificate in Commercial Electrical Technology	0	0	0	0
Level I Certificate in Plumbing Technology	10	0	0	10
Associate of Science in Engineering	8	0	0	8
TOTAL	32	0	0	32

TECHNOLOGY

New: Associate of Applied Science in Commercial Electrical Technology (Effective Fall 2021)

ADDITIONS

ELPT 1325	National Electrical Code I	3:3:1
ELPT 1411	Basic Electrical Theory	4:3:3
OR		
CETT 1402	Electricity Principles	4:3:3
ELPT 1315	Electrical Calculations I	3:2:2
ELPT 1329	Residential Wiring	3:2:4
ELPT 2225	National Electrical Code II	2:2:0
CNBT 2410	Commercial/Industrial Blueprint Reading	4:3:3
ELPT 2423	Transformers	4:3:3
ELPT 1445	Commercial Wiring	4:3:3
ELPT 2319	Programmable Logic Controllers I	3:2:2
ELPT 1451	Electrical Machines	4:3:3
ELPT 1441	Motor Control	4:3:3
CETT 2449	Research and Project Design	4:3:3
OR		
ELPT 2464	Practicum (or Field Experience)-Electrical and Power Transmission Installation/Installer, General	4:3:3

New: Level II Certificate in Commercial Electrical Technology (Effective Fall 2021)

New: Level I Certificate in Commercial Electrical Technology (Effective Fall 2021)

New: Level I Certificate in Plumbing Technology (Effective Fall 2021)

ADD

CNBT 1300	Residential/Light Commercial	3:2:4
-----------	------------------------------	-------

PFPB	1323	Plumbing Codes I	3:2:4
PFPB	2308	Piping Standards and Materials	3:2:4
PFPB	2309	Residential Construction Plumbing I	3:2:4
PFPB	2349	Field Measuring Sketching and Layout	3:2:4
PFPB	1321	Plumbing Maintenance and Repair	3:2:4
PFPB	1347	Backflow Prevention	3:2:4
PFPB	2336	Commercial Construction & Fixture Setting	3:2:4
PFPB	2343	Advanced Pipe Practices	3:2:4
PFPB	1682	Cooperative Education-Plumbing Technology	6:1:39

New: Associate of Science in Engineering (Effective Fall 2021)

ADD

MATH	2413	Calculus I	4:4:0
ENGR	1201	Introduction to Engineering	2:1:3
MATH	2414	Calculus II	4:4:0
MATH	2415	Calculus III	4:4:0
PHYS	2325	University Physics I (Lecture)	3:3:0
PSYC	2125	University Physics I (Lab)	1:0:3
PHYS	2326	University Physics II (Lecture)	3:3:0
PHYS	2126	University Physics II (Lab)	1:0:3

LAMAR STATE COLLEGE ORANGE

November 2020

COLLEGE/ Academic Unit	COURSE ADDITIONS	COURSE DELETIONS	COURSE CHANGES: PREFIX, HRS, NUMBER AND/OR TITLE	NET ADDITIONS/ DELETIONS
ACADEMIC STUDIES				
Teaching	1	0	0	1
HEALTH, TECHNICAL AND WORKFORCE STUDIES				
Emergency Medical Technician	3	0	1	3
Ordinary Seaman	10	0	1	10
Medical Assistant	2	0	0	2
Massage Therapy (CE)	9	0	0	9
Court Reporting (CE)	6	0	0	6
TOTAL	31	0	2	31

ACADEMIC STUDIES

Teaching

ADDITIONS

MATH 1351 Fundamentals of Mathematics II

DELETIONS

None

CHANGES

None

HEALTH, TECHNICAL AND WORKFORCE STUDIES

Emergency Medical Technician

ADDITIONS

HITT 1305 Medical Terminology
 ECRD 1211 Electrocardiography
 EMSP 1208 Emergency Vehicle Operations

DELETIONS

None

CHANGES

EMSP 1160 changed to EMSP 1260 (Clinical Emergency Medical Technology)

Ordinary Seaman**ADDITIONS**

NAUT 1279 Internship/Practicum Dispatch/Seatime
NAUT 1370 Introduction to Tugs and Towing
NAUT 1375 Terrestrial Navigation
NAUT 1373 Marine Dry Cargo Operations
NAUT 2371 Tugs and Towing
NAUT 2279 Internship/Practicum Dispatch/Seatime
NAUT 2375 Deck Seat Training I
NAUT 2376 Integrated Navigation I
NAUT 1376 Ship Stability and Trim
NAUT 2377 Navigational Rules International and Inland

DELETIONS

None

CHANGES

NAUT 1471 changed to NAUT 1371 (Introduction to Ships and Shipping)

Medical Assistant (formerly Advanced Nurse Aide)**ADDITIONS**

HITT 1305 Medical Terminology
ECRD 1211 Electrocardiography

DELETIONS

None

CHANGES

None

Massage Therapy (Continuing Education Program)**ADDITIONS**

MSSG 1005 Hydrotherapy/Therapeutic Modalities
MSSG 1007 Business Practices and Professional Ethics
MSSG 1009 Health and Hygiene
MSSG 1011 Massage Therapy Fundamentals I
MSSG 1013 Anatomy and Physiology for Massage
MSSG 2011 Massage Therapy Fundamentals II
MSSG 2013 Kinesiology for Massage
MSSG 2014 Pathology for Massage
MSSG 2086 Internship – Massage Therapy/Therapeutic Massage

DELETIONS

None

CHANGES

None

Court Reporting (Continuing Education Program)

ADDITIONS

CRTR 1004 Machine Shorthand
CRTR 1006 Machine Shorthand II
CRTR 2013 Court Reporting Technology II
CRTR 1057 Literary/Jury Charge Dictation I
CRTR 1059 Literary/Jury Charge Dictation II
CRTR 2031 Court Reporting Certification Preparation

DELETIONS

None

CHANGES

None

Lamar State College Port Arthur

COLLEGE/ Academic Unit	COURSE ADDITIONS	COURSE DELETIONS	COURSE CHANGES: PREFIX, HRS, NUMBER AND/OR TITLE	NET ADDITIONS/ DELETIONS
ACADEMIC General Education/Developmental Studies	1	0		1
TECHNICAL Commercial Music, Visual & Performing Arts	1	0	2	3
TOTAL	2	0	2	4

DIVISION OF ACADEMIC STUDIES

General Education/Developmental Studies

ADDITIONS

DMTH 0142 Foundations of Elementary Statistical Methods (NCBO)

DELETIONS

None

CHANGES

NONE

DIVISION OF TECHNICAL PROGRAMS

Commercial Music, Visual & Performing Arts

ADDITIONS

COMM 2366 Film Appreciation

DELETIONS

None

CHANGES

ARTS 2313 Design Communications I

TO

ARTS 2313 Graphic Design

DRAM 1310 Introduction to Theater

TO

DRAM 1310 Theater Appreciation

TSUS: Out-of-State/Out-of-Country Course Offerings

Recommendation

The proposed Out-of-State/Out-of-Country Course Offerings for the following Texas State University System components are approved.

Background

In accordance with the *System Rules and Regulations, Chapter III, Section 1.(10) Curriculum Matters, Subsection 1.(10)6 Out-of-state course offerings* shall be submitted to the Board of Regents for approval.

Lamar University
Out-of-Country Faculty-Led Study Abroad Programs Year End Report (2020)

In 2019-2020, 12 students participated in study abroad programs in 2 faculty-led programs:

<u>Program</u>	<u>Country</u>	<u>Courses Offered</u>	<u>Credit Hours</u>	<u># of Students</u>	<u>Instructor</u>	<u>Program Cost</u>
Business-Winter	Spain	MGMT 4390	3	5	P. Latiolais	\$4,000
Business-Winter	Spain	MGMT 5380	3	7	P. Latiolais	\$4,000

Courses that were originally offered but later cancelled due to COVID-19 are:

Biology in Belize: BIOL 1308
 Business in Argentina: BUSI 5380
 Business in China: BUSI 5380
 Business in Spain: BUSI 5380
 Communications in England: COMM 3381/COMM4396
 Criminal Justice in South Korea: CRIJ 4302
 Dance in South Korea: Dance 4301
 Geology in Belize: GEOL 1403
 Geology in Iceland: GEOL 2376
 Geology in Egypt: GEOL 4301
 Geology in Egypt: GEOL 4301
 Intensive Spanish in Spain: SPAN 2300/SPAN 4370
 Management in Argentina: MGMT 4390
 Management in China: MGMT 4390
 Management in Spain: MGMT 4390
 Physics in Germany: PHY4301
 Psychology in Italy: PSYC 3000/3330
 Sociology in South Korea: SOCI 4300
 Speech and Hearing Sciences in Brazil: SPHS 4350
 Speech and Hearing Sciences in Scotland and Ireland: SPHS 5350

Sam Houston State University

Faculty-Led Study Abroad 2021

Please, note that all classes are subject to COVID-19 restrictions.

Location: China: Beijing, Shanghai, and Xiam
Course Number and Title: ECON 4360: International Field Studies in Economics
Dates of Travel: June 19 – July 13, 2021
Instructor: Dr. Fidel Gonzalez
Credit for Course: 3

Location: China: Beijing, Shanghai, and Xiam
Course Number and Title: ECON 4085: Special Topic
Dates of Travel: June 19 – July 13, 2021
Instructor: Dr. Fidel Gonzalez
Credit for Course: 3

Location: Costa Rica: San Jose
Course Number and Title: NURS 4030: Community Nursing
Dates of Travel: May 17 – 25, 2021
Instructor: Ms. Linda James
Credit for Course: 5

Location: Costa Rica: San Jose
Course Number and Title: NURS 4030: Community Nursing
Dates of Travel: May 17 – 25, 2021
Instructor: Ms. Pam Slagle
Credit for Course: 5

Location: Costa Rica: San Jose
Course Number and Title: NURS 4030: Community Nursing
Dates of Travel: December 13 – 21, 2021
Instructor: Ms. Linda James
Credit for Course: 5

Location: Costa Rica: San Jose
Course Number and Title: NURS 4030: Community Nursing
Dates of Travel: December 13 – 21, 2021
Instructor: Ms. Pam Slagle
Credit for Course: 5

Location: France: Various Cities; Spain: Various Cities
Number and Title: ARGI 4369: Special Topics in Agriculture
Dates of Travel: June 2 – June 16, 2021
Instructor: Dr. Marcy Beverly
Credit for Course: 3

Location: France: Various Cities; Spain: Various Cities
Course Number and Title: ARGI 5369: Special Topics in Adv. Agriculture
Dates of Travel: June 2 – June 16, 2021

Instructor:	Dr. Stanley Kelley
Credit for Course:	3
Location:	Germany: Various Cities; Belgium; France; Netherlands
Course Number and Title:	ECON 4085: Special Topic: Economics in Germany
Dates of Travel:	May 31 – July 2, 2021
Instructor:	Dr. Christian Raschke
Credit for Course:	3
Location:	Germany: Various Cities; Belgium; France; Netherlands
Course Number and Title:	ECON 4360: International Field Studies in Economics
Dates of Travel:	May 31 – July 2, 2021
Instructor:	Dr. Christian Raschke
Credit for Course:	3
Location:	Ireland: Aran Islands, Dublin, Galway, and Sligo
Course Number and Title:	ENGL 3338: Studies in Multicultural Literature
Dates of Travel:	June 3 – June 18, 2021
Instructor:	Dr. Paul Child
Credit for Course:	3
Location:	Ireland: Aran Islands, Dublin, Galway, and Sligo
Course Number and Title:	ENGL 3370: Modern Drama
Dates of Travel:	June 3 – June 18, 2021
Instructor:	Dr. Robert Donahoo
Credit for Course:	3
Location:	Japan: Tokyo
Course Number and Title:	FINC 4085: Special Topic: Readings in Japanese Economy and Financial Market
Dates of Travel:	May 29 – June 19, 2021
Instructor:	Dr. Balasundram Maniam
Credit for Course:	3
Location:	Japan: Tokyo
Course Number and Title:	FINC 4340: International Finance
Dates of Travel:	May 29 – June 19, 2021
Instructor:	Dr. Balasundram Maniam
Credit for Course:	3
Location:	Poland: Various Cities
Course Number and Title:	CRIJ 4377: Special Topics in Criminal Justice
Dates of Travel:	May 27 – June 12, 2021
Instructor:	Dr. Magdalena Denham
Credit for Course:	3
Location:	Poland: Various Cities
Course Number and Title:	SCST 4377: Special Topics in Security Studies
Dates of Travel:	May 27 – June 12, 2021
Instructor:	Dr. Magdalena Denham
Credit for Course:	3

Location: South Korea: Ansan and Seoul
Course Number and Title: ETEC 4369: Special Topic in Industrial Tech: Green Const. and Sustainability
Dates of Travel: July 9 – 25, 2021
Instructor: Dr. Min Jae Suh
Credit for Course: 3

Location: Taiwan: Kaohsiung, Pingtung, Taipei, and Tainan
Course Number and Title: POLS 4081: Problems in Political Science
Dates of Travel: May 15 – 25, 2021
Instructor: Dr. Lu Chung (Dennis) Weng
Credit for Course: 3

Location: United Arab Emirates: Abu-Dhabi, Dubai, and Sharjah
Course Number and Title: MKTG 4085: Special Topic: Business in the Middle East
Dates of Travel: December 10 – 21, 2021
Instructor: Dr. Irfan Ahmed
Credit for Course: 3

**SAM HOUSTON STATE UNIVERSITY
OUT-OF-COUNTRY FACULTY-LED STUDY ABROAD PROGRAMS
ANNUAL REPORT FOR WINTERBREAK 2019 & SUMMER 2020**

Program	Country	Courses Offered	Hours of Credit	Number of Students	Instructors	Cost to University	Cost to Student
Nursing	Costa Rica	NURS 4030	5	8	L. James	0	2340.00
Nursing	Costa Rica	NURS 4030	5	8	P. Slagle	0	2340.00

The following courses which were originally submitted, were later cancelled, and thus not included in this report:

China: ECON 4085 & ECON 4360
 Costa Rica: ETEC 4369
 Costa Rica: NURS 4030
 Costa Rica: SPAN 2311 & SPAN 2312
 Germany: ECON 4085 & ECON 4360
 India: HONR 3331
 Ireland: ENGL 3338 & ENGL 3370
 Italy: HEDL 7110
 Japan: FINC 4085 & FINC 4340
 Mexico: BESL 3301, TESL 3303, CIEE 3388 & BESL 6088
 Mexico: HIST 3388 & HIST 3399
 Poland: SCST 4377
 South Korea: ETEC 4369
 South Korea: SCST 4733
 Taiwan: POLS 4081
 United Arab Emirates: MKTG 4085

**Texas State University
Out-of-State Programs for Spring and Summer 2021**

Location: Alabama, USA
Course Number and Title: COMM 3302 Rhetorical Research Methods
COMM 3316F Rhetoric, Race, and Memory
COMM 5329N Rhetoric of Diversity
Dates of Travel: June 1, 2021 – June 12, 2021
Instructor: Dr. Joshua Miller

Location: Alabama, USA
Course Number and Title: COMM 1310 Fundamentals of Human Communication
Dates of Travel: June 1, 2021 – June 12, 2021
Instructor: Mr. Mark Paz II

Location: Illinois, USA
Course Number and Title: ID 3324 Professional Practices
ID 4302H Special Topics in Interior Design
Dates of Travel: June 9, 2021 - June 19, 2021
Instructor: Ms. Kathleen Fritz

Location: Illinois, USA
Course Number and Title: ID 3321 Contemporary Interiors and Architecture
Dates of Travel: June 9, 2021 - June 19, 2021
Instructor: Dr. Peter Dedek

Location: Alaska, USA
Course Number and Title: BIO 4351E Natural History of America
BIO 4351F Marine Ecology and Conservation
Dates of Travel: June 14, 2021 – June 28, 2021
Instructor: Dr. Jessica Dutton

Location: California, USA
Course Number and Title: SOWK 4300K Innovative Community Engagement with
Vulnerable Populations
Dates of Travel: June 20, 2021 – June 26, 2021
Instructor: Dr. Lea Velez

Location: Oregon, USA
Course Number and Title: TH 4330R
Dates of Travel: July 25, 2021 – August 1, 2021
Instructor: Mr. Tobie Minor

Location: Virginia, Maryland, District of Columbia, USA

Course Number and Title: CDIS 4301 Historical and Multicultural Issues in
Communication Disorders
Dates of Travel: July 26, 2021 – August 4, 2021
Instructor: Dr. Celeste Domsch

Location: Montana, USA
Course Number and Title: NURS 4270 Pediatric Nursing
Dates of Travel: August 8, 2021 – August 16, 2021
Instructor: Dr. Judith Lindsay

Texas State University

**Out-of-State Study Programs Annual Report
Spring, Summer, and Fall 2020**

SEMESTER	PROGRAM	STATE(S)	COURSES OFFERED	HOURS OF CREDIT	NUMBER OF STUDENTS	INSTRUCTOR	COST TO UNIVERSITY	COST PER STUDENT	
Spring	Mass Communications	New York	MC 1100H	1	14	Clay Craig	\$0 (Extension)	\$1,277.57	(1)
Spring	Mass Communications	New York	MC 1100H	1	12	Charles Kaufman	\$0 (Extension)	\$1,087.57	(2)

(1) Assumes student enrolled in 1 course with travel expenses of \$990 and other expenses of \$287.57. Typical enrollment was in 1 course at a total cost of \$1,277.57

(2) Assumes student enrolled in 1 course with travel expenses of \$800 and other expenses of \$287.57. Typical enrollment was in 1 course at a total cost of \$1,087.57

Texas State University

**Out-of-Country Study Programs Annual Report
Spring, Summer, and Fall 2020**

SEMESTER	PROGRAM	COUNTRY	COURSES OFFERED	HOURS OF CREDIT	NUMBER OF STUDENTS	INSTRUCTOR	COST TO UNIVERSITY	COST PER STUDENT
Spring	Nursing	Belize	NURS 4280	2	13	Shawn Boyd	\$7,249.82	\$3,456.62 (1)
Spring	Health Sciences	Costa Rica	HS 4300	3	9	Suzanna Okere	\$20,294.47	\$1,508.93 (2)
Spring	Health Sciences	Costa Rica	HS 5200	2	1	Suzanna Okere	\$13,529.64	\$1,155.62 (2)
Spring	Health Sciences	Costa Rica	HS 7200	2	2	Suzanna Okere	\$13,529.64	\$1,155.62 (2)
Spring	Health Administration	Cuba	HA 4322	3	23	Paula Stigler	\$21,098.27	\$1,508.93 (2)
Spring	Nursing	Dominican Republic	NURS 4280	2	27	Elizabeth Biggan	\$7,966.01	\$3,552.62 (3)
Spring	Nursing	Dominican Republic	NURS 4280	2	27	Monica Hughes	\$7,688.45	\$3,552.62 (3)

(1) Assumes student enrolled in 1 course with travel expenses of \$2,296.00 and other expenses of \$1,160.62 for undergraduate students.

Typical enrollment was in 1 course at a total cost of \$3,456.62. Travel component was completed before COVID-19 pandemic.

(2) Travel component was canceled due to COVID-19 pandemic.

Typical enrollment was in 1 course at a total cost of \$3,319.37.

(3) Assumes student enrolled in 1 course with travel expenses of \$2,392.00 and other expenses of \$1,160.62 for undergraduate students.

Typical enrollment was in 1 course at a total cost of \$3,552.62. Travel component was completed before COVID-19 pandemic.

CONSENT – FINANCE AND AUDIT

TSUS: CONSENT: Ratification: Tuition Rates for Non-credit Courses at Lamar State Colleges

1. The tuition rates for non-credit workforce education courses for the 2019-2020 academic year in the accompanying schedule titled “Non-Credit Workforce Education Courses 2019-2020” are ratified.
2. The Presidents of Lamar State Colleges are hereby delegated interim authority to establish tuition rates for the non-credit workforce education courses, subject to ratification by the Board of Regents at the November Board of Regents Meeting following the conclusion of the applicable academic year.

Explanation

Pursuant to the Texas Higher Education Coordinating Board’s Guidelines for Instructional Programs in Workforce Education (GIPWE), the Texas Higher Education Coordinating Board permits public two-year colleges to receive contact hour formula funding for students enrolled in approved non-credit workforce education courses that award Continuing Education Units (CEUs). Tuition for workforce continuing education courses offered for CEUs must be established by the institution’s governing board.

The institution’s board may delegate interim authority for establishment of tuition. However, the institution’s board must at least annually ratify or approve any changes in tuition.

Delegation authority was authorized by the Board of Regents at the November 2019 Board of Regents Meeting for the 2019-2020 academic year.

Non-Credit Workforce Education Courses 2019-2020

Institution	Course Title	Tuition per Course
LIT	Principles of Coding	\$ 330
LIT	30 Hour OSHA Construction	\$ 595
LIT	3D AutoCAD	\$ 450
LIT	AC Controls	\$ -
LIT	Advanced Cardiac Life Support	\$ 100
LIT	Aerial Lift Training	\$ 250
LIT	American Sign Language I	\$ 185
LIT	American Sign Language II	\$ 185
LIT	Appeals, Refunds, and Recoupment Requests	\$ 199
LIT	ASP.NET Framework	\$ 420
LIT	AutoCAD Basic	\$ 440
LIT	AutoCAD Intermediate	\$ 400
LIT	Adverting Burnout in Your Practice	\$ 99
LIT	Basic Certification for Correctional Officers (1st of 2 courses)	\$ -
LIT	Basic Certification for Correctional Officers (2nd of 2 courses, if needed)	\$ -
LIT	Basic Computer Course	\$ -
LIT	Basic County Jailer	\$ -
LIT	Basic Electricity for HVAC	\$ -
LIT	Basic Firearms	\$ -
LIT	Basic Instructor	\$ -
LIT	Basic Peace Officer I	\$ -
LIT	Basic Peace Officer III	\$ -
LIT	Basic Peace Officer III	\$ -
LIT	Basic Peace Officer IV	\$ -
LIT	Basic Peace Officer V	\$ -
LIT	Basic Telecommunicator	\$ -
LIT	Behavior Analysis Interview Techniques	\$ -
LIT	Billing for Mid-Level Providers	\$ 199
LIT	Blended Learning Spanish and English Course	\$ 185
LIT	Brain Works	\$ 20
LIT	Bridging the Gap Between Clinical Documentation and Coding	\$ 199
LIT	Bucket Truck Lift Training	\$ 250
LIT	Bundle 1: Successful Claims Processing, Denial Management and Modifiers Usage	\$ 597
LIT	BUNDLE 2: Collections, A/R Management, Appeals, Refunds, and Recoupment Requests	\$ 398
LIT	BUNDLE 3: Fine-tuning EM Coding, and Billing for Mid-level Providers	\$ 398
LIT	Business Entrepreneur	\$ 85
LIT	Certified Medical Chart Auditor - E/M (In Person)	\$ 875
LIT	Certified Medical Chart Auditor - E/M (On-Line)	\$ 795
LIT	Certified Medical Coder (In-Person)	\$ 1,375
LIT	Certified Medical Coder (On- Line)	\$ 1,250
LIT	Certified Medical Compliance Officer (CMCO) [®]	\$ 2,050
LIT	Certified Medical Insurance Specialists (In - Person)	\$ 1,100
LIT	Certified Medical Insurance Specialists (On-Line)	\$ 999
LIT	Certified Medical Office Manager (In-Person)	\$ 1,100
LIT	Certified Medical Office Manager (On-Line)	\$ 999
LIT	Challenger Communications Camp	\$ 110

Non-Credit Workforce Education Courses 2019-2020

Institution	Course Title	Tuition per Course
LIT	Child Care Conference	\$ 40
LIT	Child Development Associate	\$ 700
LIT	Class A CDL	\$ 3,000
LIT	Class B CDL	\$ 1,500
LIT	Clinical Medical Assistant	\$ 2,000
LIT	Coding Workshop: CPT	\$ 330
LIT	Collections for Medical Office Professionals	\$ 199
LIT	Commercial Air Conditioning	\$ -
LIT	CPT Coding for the Medical Practice	\$ 299
LIT	Cultural Diversity	\$ -
LIT	CWNA: Certified Wireless Network Administrator	\$ 714
LIT	CWS: Certified Wireless Specialist	\$ 420
LIT	CWSA: Certified Wireless Solutions Administrator	\$ 714
LIT	CWT: Certified Wireless Technician	\$ 420
LIT	DeltaV Continuous Operation	\$ 1,175
LIT	DeltaV Hardware & Troubleshooting	\$ 3,700
LIT	Dental Hygiene Conference	\$ 80
LIT	Diesel Engine I	\$ -
LIT	Diesel Engine II	\$ -
LIT	Drone Pilot	\$ 420
LIT	Drone Pilot Flight Simulation Training	\$ 1,800
LIT	E/M Chart Auditing for Physician Services	\$ 199
LIT	E/M Chart Auditing Workshop	\$ 299
LIT	Earth Moving Equipment Operator	\$ 335
LIT	Effective Denial Management and Rejection Prevention & Billing for Mid-Level Providers (In-Person)	\$ 440
LIT	Effective Denial Management and Rejection Prevention (on-line)	\$ 199
LIT	Emergency Medical Services Continuing Education	\$ 80
LIT	Fall Protection	\$ 595
LIT	Field Training Officer	\$ -
LIT	Firearms Instructor Course	\$ -
LIT	First Line Supervision	\$ -
LIT	Food Processing Equipment Lubrication	\$ 279
LIT	Forklift Re-Certification	\$ 100
LIT	Forklift Training - Warehouse	\$ 250
LIT	Forklift Training -Construction	\$ 250
LIT	Front Desk Success: How to Shine on the Front Line & Optimizing Patient Exp	\$ 440
LIT	Full Stack C# Development	\$ 900
LIT	Fundamentals of Crew Leadership	\$ 400
LIT	Gas & Electric Heat	\$ -
LIT	Hazardous Materials	\$ 595
LIT	Hazards Recognition & Standards for On-Shore Oil & Gas Exploration	\$ 595
LIT	Healthcare Provider CPR Training	\$ 60
LIT	Heartsaver CPR AED First Aid Training	\$ 80
LIT	History of Fire Science	\$ -
LIT	Home Inspectors- Standards of Practice	\$ 115

Non-Credit Workforce Education Courses 2019-2020

Institution	Course Title	Tuition per Course
LIT	ICD-10-CM Coding for the Medical Practice (In Person)	\$ 330
LIT	ICD-10-CM Coding for the Medical Practice (on-line)	\$ 299
LIT	Intermediate Arrest, Search, and Seizure	\$ -
LIT	Intermediate Child Abuse Prevention and Investigation	\$ -
LIT	Intermediate Crime Scene Investigation	\$ -
LIT	Intermediate Criminal Investigation	\$ -
LIT	Intermediate Firearms	\$ -
LIT	Intermediate Spanish for Law Enforcement	\$ -
LIT	Intermediate Use of Force	\$ -
LIT	Intoxilyzer Operator Certification Course	\$ -
LIT	Intro to Digital Photography	\$ 150
LIT	Introduction to (Incident) Accident Investigation	\$ 150
LIT	Introduction to Automotive Technology	\$ 650
LIT	Introduction to CPT Coding (On-Line)	\$ 199
LIT	Introduction to CPT Coding and E/M Coding (In -Person)	\$ 440
LIT	Introduction to E/M Coding (On-Line)	\$ 199
LIT	Introduction to ICD-10-CM Coding (On-line)	\$ 199
LIT	Introduction to Medical Coding (on-line)	\$ 199
LIT	Introduction to Medical Coding and ICD-10-CM Coding (In-Person)	\$ 440
LIT	Introduction to Welding Fundamentals	\$ 650
LIT	Lean Six Sigma Black Belt Certification	\$ 2,040
LIT	Lean Six Sigma Green Belt Certification	\$ 1,950
LIT	Lean Six Sigma Professional	\$ 599
LIT	Lean Six Sigma White Belt Certification	\$ 1,319
LIT	Lean Six Sigma Yellow Belt Certification	\$ 1,800
LIT	Learn Spanish the Fast & Fun Way	\$ 185
LIT	Lubrication Basics	\$ 279
LIT	Lubrication Fluid Report Interpretation and Analysis	\$ 1,800
LIT	Lubrication Reliability Skills Series	\$ 895
LIT	Machinery Lubrication I	\$ 1,495
LIT	Machinery Lubrication II	\$ 1,495
LIT	Management & Leadership for the Medical Practice (In-Person)	\$ 330
LIT	Management & Leadership for the Medical Practice (On-Line)	\$ 299
LIT	Mastering E/M Coding & Using Modifiers to Improve Claim Accuracy (in person)	\$ 440
LIT	Mastering E/M Coding (On-Line)	\$ 199
LIT	Medical Front Office Skills Certificate Program (In - Person)	\$ 545
LIT	Medical Front Office Skills Certificate Program (On-Line)	\$ 295
LIT	Medical Office Compliance (In Person)	\$ 330
LIT	Medical Office Compliance (On-Line)	\$ 299
LIT	Medical Office Receptionist Skills	\$ 199
LIT	Medication Aide Program	\$ 800
LIT	Medication Aide Update	\$ 60

Non-Credit Workforce Education Courses 2019-2020

Institution	Course Title	Tuition per Course
LIT	Microsoft Excel 2013 - Basic/Intermediate/Advanced	\$ 175
LIT	Microsoft Word 2013 - Basic/Intermediate/Advanced	\$ 175
LIT	MS SQL	\$ 720
LIT	NCCER Core Curriculum	\$ 900
LIT	NCCER Core Curriculum Introduction to Level 1 Carpentry	\$ -
LIT	NCCER Core Curriculum Introduction to Level 1 Pipe Fitting	\$ -
LIT	Oil Analysis II	\$ 1,495
LIT	Oil Analysis III	\$ 1,495
LIT	Opportunity Now at LIT	\$ -
LIT	Optimizing the Patient Experience: A Team Approach	\$ 199
LIT	OSHA 30 Hour General Industry	\$ 595
LIT	OSHA 30 Hour Construction Industry	\$ 595
LIT	OSHA Compliance Guidelines for the Medical Practice (In-Person)	\$ 440
LIT	OSHA Compliance Guidelines for the Medical Practice (On-line)	\$ 199
LIT	OSHA Standards for the Maritime Industry	\$ 595
LIT	Patient Collections and A/R Management	\$ 199
LIT	Patrol Tactical Procedures	\$ -
LIT	Pediatric Advance Life Support	\$ 100
LIT	Pharmacy Technician	\$ 800
LIT	Phlebotomy Technician	\$ 1,000
LIT	Police Speed Measuring Device Certification	\$ -
LIT	Principles of Coding	\$ 299
LIT	Privacy and Security Concerns for the Medical Practice	\$ 199
LIT	Professional Development Criminal Justice/Police Science	\$ -
LIT	Professional Development: Automotive Mechanic/Tech	\$ -
LIT	Professional Development: Criminal Justice/Safety Studies	\$ -
LIT	Radiology Conference	\$ 80
LIT	Recordkeeping Rule Seminar	\$ 125
LIT	Refrigeration Principles	\$ -
LIT	Resilience-Building Leadership Professional	\$ 1,290
LIT	Resilience-Building Leadership Professional™ Coach	\$ 2,390
LIT	Resilience-Building Leadership Professional™ Trainer	\$ 3,600
LIT	Sexual Assault Investigation	\$ -
LIT	Shielded Metal ARC Welding	\$ 650
LIT	Sonography CE Update	\$ -
LIT	Spanish for Health Care Workers I	\$ 185
LIT	Spanish for Health Care Workers II	\$ 185
LIT	Heartsaver CPR AED Training - Spanish	\$ 80
LIT	Special Investigative Topics	\$ -
LIT	Special Topics in Law Enforcement	\$ -
LIT	Successful Insurance Claims Processing (on-line)	\$ 199
LIT	Documentation and Coding (In-Person)	\$ 440

Non-Credit Workforce Education Courses 2019-2020

Institution	Course Title	Tuition per Course
LIT	TCIC/NCIC Full Access	\$ -
LIT	Telehealth & COVID-19 Bundle	\$ 795
LIT	TDCJ In-Service	\$ -
LIT	Texas Peace Officer Review	\$ -
LIT	Time & Stress Management	\$ 80
LIT	Traffic Law Enforcement	\$ -
LIT	Truck Driving Advanced Refresher Course	\$ 1,000
LIT	Truck Driving Refresher Course	\$ 500
LIT	User Interface Development	\$ 840
LIT	Using Modifiers to improve Claim Accuracy	\$ 199
LIT	Vascular Technology Review	\$ 750
LIT	Women's Business Entrepreneur Camp	\$ -
LSCPA	Advanced Electricity for HVAC	\$ 17 per session
LSCPA	Advanced Gas tungsten Arc Welding ABC	\$ -
LSCPA	Advanced SMA Welding ABC	\$ -
LSCPA	Advanced Spreadsheets	\$ 17 per session
LSCPA	Advanced Word Processing	\$ 17 per session
LSCPA	Air Conditioning Control Principles	\$ 17 per session
LSCPA	Apparel Alterations	\$ 17 per session
LSCPA	Appliance Repair	\$ 17 per session
LSCPA	Bake Shop Production	\$ 17 per session
LSCPA	Bake Shop Production: Intermediate	\$ 17 per session
LSCPA	Basic Electricity for HVAC	\$ 17 per session
LSCPA	Basic Food Preparation	\$ 17 per session
LSCPA	Building Maintenance Skills	\$ 17 per session
LSCPA	Business Plan Preparation	\$ 17 per session
LSCPA	Carpentry Maintenance Skills	\$ 17 per session
LSCPA	CDL Class B to Class A conversion	\$ 1,000
LSCPA	Commercial Driving Examination Prep (Not for profit client)	\$ 200
LSCPA	Commercial Driving Examination Prep (For profit client)	\$ 300
LSCPA	Class A Commercial Driver's Training (part-time evening class)	\$ 3,750
LSCPA	Class B Commercial Driver's Training (part-time evening class)	\$ 2,150
LSCPA	Class B Truck Driving (Fst-track Day class grant funded)	\$ 1,559
LSCPA	Commercial Air Conditioning	\$ 17 per session
LSCPA	Commercial Sewing	\$ 17 per session
LSCPA	Phlebotomy Technician	\$ 1,100
LSCPA	NCCER CORE & Scaffolding	\$ 1,308
LSCPA	NCCER CORE & Carpentry Level 1	\$ 1,716
LSCPA	NCCER CORE & Construction Laborer Level 1	\$ 1,377
LSCPA	Diesel Engine Testing and Repair	\$ 17 per session
LSCPA	Diesel Engines I	\$ 17 per session
LSCPA	Electrical Circuits	\$ 17 per session
LSCPA	Electrical Maintenance Skills	\$ 17 per session
LSCPA	Electronic Spreadsheets	\$ 17 per session
LSCPA	EPA Recovery Certification Preparation	\$ 17 per session
LSCPA	Excavation & Shoring Safety	\$ 62

Non-Credit Workforce Education Courses 2019-2020

Institution	Course Title	Tuition per Course
LSCPA	Food Service Sanitation and Safety	\$ 17 per session
LSCPA	Gas and Electric Heating	\$ 17 per session
LSCPA	HAZWOPER for Clean up	\$ 575
LSCPA	HAZWOPER Refresher	\$ 51
LSCPA	Heat Pumps	\$ 17 per session
LSCPA	Intermediate Food Preparation	\$ 17 per session
LSCPA	Intermediate Presentation Graphics Software	\$ 17 per session
LSCPA	Intermediate Shielded Metal Arc Welding (SMAW)	\$ 17 per session
LSCPA	Intermediate Shielded Metal Arc Welding (SMAW)	\$ 17 per session
LSCPA	Intermediate Spreadsheets I	\$ 17 per session
LSCPA	Intermediate Welding	\$ 5,000
LSCPA	Intermediate Welding with Multiple Processes	\$ -
LSCPA	Introduction to Business	\$ 17 per session
LSCPA	Introduction to Carpentry	\$ 1,200
LSCPA	Introduction to Computer Applications in Business	\$ 17 per session
LSCPA	Introduction to Computer-Assisted Business Graphics	\$ 17 per session
LSCPA	Introduction to Dry Wall	\$ 900
LSCPA	Introduction to Keyboarding	\$ 17 per session
LSCPA	Introduction to Presentation Graphics Software	\$ 17 per session
LSCPA	Introduction to Presentation Software	\$ 17 per session
LSCPA	Introduction to Shielded Metal Arc Welding	\$ 17 per session
LSCPA	Introduction to Welding	\$ -
LSCPA	Introduction to Word Processing	\$ 17 per session
LSCPA	Lift Training	\$ 458
LSCPA	Microsoft Certification Review for Excel Expert	\$ 17 per session
LSCPA	Microsoft Certification Review for Excel Specialist	\$ 17 per session
LSCPA	Microsoft Certification Review for Outlook	\$ 17 per session
LSCPA	Microsoft Certification Review for PowerPoint	\$ 17 per session
LSCPA	Microsoft Certification Review for Word Expert	\$ 17 per session
LSCPA	Microsoft Certification Review for Word Specialist	\$ 17 per session
LSCPA	Occupational Math	\$ 17 per session
LSCPA	Plumbing Maintenance Skills	\$ 17 per session
LSCPA	Principles of Accounting I	\$ 17 per session
LSCPA	Professional Catering: Food Production/Management	\$ 17 per session
LSCPA	Professional Catering: Food Sculpture	\$ 17 per session
LSCPA	Professional Sales & Business Techniques	\$ 450
LSCPA	Refrigeration Principles	\$ 17 per session
LSCPA	Rigger/Signal Person Training	\$ 300
LSCPA	Risk Management & Tort Liability	\$ 176
LSCPA	Small Business Financial Record Keeping	\$ 17 per session
LSCPA	Small Business Management	\$ 17 per session
LSCPA	Small Business Management/Entrepreneurship	\$ 17 per session
LSCPA	Small Quantity Spill Response	\$ 62
LSCPA	Special Topics in Apparel and Textile Manufacture	\$ 17 per session
LSCPA	Special Topics in Welder/Welding Technologist	\$ 17 per session
LSCPA	Troubleshooting and Maintenance of Appliances	\$ 17 per session
LSCPA	Welding, Introductory and Advanced	\$ 461
LSCPA	Intermediate Certificate in Workplace Safety	\$ 1,494

Non-Credit Workforce Education Courses 2019-2020

Institution	Course Title	Tuition per Course
LSCPA	Intermediate Welding Certificate	\$ 5,000
LSCPA	Commercial Driver's License	\$ -
LSCPA	Texas State Surgery Conference	\$ 90
LSCPA	Forklift / Man lift - Full day w 4 pieces of equipment	\$ 600
LSCPA	Qualified Rigger / Signal Person	\$ 450
LSCPA	Hydraulic Training & Troubleshooting	\$ 1,145
LSCPA	HAZWOPER Refresher	\$ 175
LSCPA	HAZQOPER	\$ 475
LSCO	CPR course 4-hour	\$ -
LSCO	Adobe Acrobat DC	\$ 100
LSCO	Adobe Illustrator	\$ 150
LSCO	Adobe InDesign	\$ 150
LSCO	Adobe Lightroom	\$ 100
LSCO	Aerobics	\$ 150
LSCO	Basic Digital Photography	\$ 150
LSCO	Desktop Publising	\$ 150
LSCO	Emergency Medical Responder (EMR)	\$ 1,400
LSCO	Emergency Medical Technician (EMT)	\$ 1,400
LSCO	First Aid/AED/CPR 8 hour course	\$ 75
LSCO	Intravenous Therapy 30 hour course (Nursing)	\$ 160
LSCO	Intravenous Therapy 8 hour course (Nursing)	\$ -
LSCO	Marine Engine Repair	\$ 1,875
LSCO	Maritime- Basic Firefighting	\$ 700
LSCO	Maritime- Basic Safety and Survival Training	\$ 900
LSCO	Maritime- OUPV	\$ 900
LSCO	Maritime- Tankerman	\$ 900
LSCO	Microsoft Access	\$ 150
LSCO	Microsoft Exel Introduction	\$ 150
LSCO	Microsoft Powerpoint	\$ 150
LSCO	Microsoft Word 2013	\$ 150
LSCO	NCCCO Mobile Crane	\$ 3,500
LSCO	Phlebotomy	\$ 500
LSCO	Photoshop for Beginners	\$ 150
LSCO	Senior Fitness	\$ 59
LSCO	Sterile Compounding and Aseptic Technique (Pharmacy)	\$ 550

TSUS: Investment Custody Services Agreement

The Texas State University System and Component Institutions are authorized to continue to utilize Trustmark National Bank for Investment Custody Services through November 2022.

Explanation

Component Institutions of the Texas State University System have utilized Trustmark National Bank for Investment Custody Services since 2010. In November 2014, the Board authorized a systemwide agreement with Trustmark for 6 years.

Trustmark is the current Investment Custodian for investment held by components as well as the TSUS Pooled Investment Portfolio. Given the recent transition to a pooled portfolio, TSUS Administration recommends extending authority to utilize Trustmark for Custody Services for an additional two years (November 2022) to allow for the transition to the pooled portfolios and allow System Administration and the TSUS Investment Advisory Committee adequate time to evaluate the services.

CONSENT – PLANNING AND CONSTRUCTION

TSUS: Policies and Procedures Manual for Planning and Construction

The Policies and Procedures Manual for Planning and Construction is approved.

Background

Chapter III, Section 1.6 of *The Texas State University System Rules and Regulations* requires System Administration to promulgate a comprehensive set of policies and procedures governing the conduct and administration of the systemwide planning, design and construction program.

These policies and procedures shall require compliance with all governing Federal and State laws and regulations and shall list all the current building codes that designs will be required to follow.

The revision to the Policies and Procedures Manual for Planning and Construction consists mostly of minor edits, changes necessary to reflect current practice, clarifications of existing language, and modifications to project, and management procedures. The proposed revisions were collaboratively discussed and negotiated with the Components.

The substantive changes include the following:

Section 2: Project Authority:

- Establishes that projects with a TPC of less than \$8,000,000 and outside a President's authority will have the Design Development submittal submitted to the VC/CFO and Chancellor for approval. (Conforming change also included in Section 3).
- Deletes conflicting language that imposed restrictions on a President's ability to make contract changes when the project falls under a President's authority.

Section 3: Project Milestone Approvals:

- Establishes that the beginning year of a Campus Master Plan is the fiscal year in which it is presented to the Board of Regents for approval.
- Clarifies that all projects with a TPC of \$1,000,000 or greater need to be included in the Capital Improvements Program (CIP).
- Clarifies that any emergency request for a CIP update must be submitted to the VC/CFO for evaluation prior to them being presented to the Chair of the Planning and Construction Committee.
- Clarifies that all Design Development Submittals be presented in an 8.5" x 11" format.

Section 5: Design & Construction Services Procurement:

- Clarifies that CM-R solicitations may combine a Request for Qualifications (RFQ) and Request for Proposals (RFP) in one step or two distinct steps, while DB solicitations are always handled as two distinct steps.
- Revises the process for assigning weights to the financial terms of proposals. The financial terms will be required to be a minimum of 50% to a maximum of 75%. Components will be required to provide justification if they want to lower the financial weight of the proposal below 50%. Maintains that under no circumstances can the financial weight be lower than 35%.

- Clarifies the unique process for DB solicitations wherein statute requires interviews to be conducted as part of the first phase of qualification evaluations, before an RFP is requested.

Section 7: Contract Administration:

- Revises the license distribution management for the System's program management software.

Section 8: Building Plaques:

- Allows for the placement of plaques at projects other than those required by The Texas State University System Rules and Regulations, Chapter III, Section 9.3, with prior approval by the VC/CFO and Chancellor.
- Establishes that for projects delegated by the Chancellor to the Components, the content of the plaques shall be stated as of the date when the delegation was approved.
- Establishes that for projects delegated by the Board of Regents to the Presidents, the content of the plaques shall be stated as of the date the President approves the construction contract.

Section 9: Close-out:

- Clarifies the close-out procedures for projects delegated by the Chancellor to the Components.

Appendix 2: Design Development Submittal Package Requirements:

- Establishes that the submittal is made to either the Board of Regents or Chancellor.
- Conforming change that clarifies that all Design Development Submittals be presented in an 8.5" x 11" format.
- Establishes a requirement to include a proposed project schedule.

Appendix 5: Project Delivery Method Guidelines:

- Clarifies the Design-Build solicitation process to better and more closely align with statutory requirements.



POLICIES AND PROCEDURES MANUAL FOR PLANNING AND CONSTRUCTION

LAMAR UNIVERSITY

LAMAR INSTITUTE OF TECHNOLOGY

LAMAR STATE COLLEGE - ORANGE

LAMAR STATE COLLEGE - PORT ARTHUR

SAM HOUSTON STATE UNIVERSITY

SUL ROSS STATE UNIVERSITY

TEXAS STATE UNIVERSITY

601 Colorado Street - Austin, Texas 78701 - (512) 463-1808 - tsus.edu

EXECUTIVE OVERVIEW

The Office of Finance (the “Office”) oversees the approval of capital improvement projects, and the procurement and administration of design and construction services on behalf of The Texas State University System (“System”), for major capital projects pursuant to Chapter III, Section 1.6 of the Board of Regents Rules and Regulations for the seven Component Institutions (“Components”) that comprise the System.

The Vice Chancellor and Chief Financial Officer (“VC/CFO”) is the point person between the Components and the Chancellor and the Board of Regents (“Board”), and ensures that Component capital projects are appropriately planned, programmed, designed and budgeted for approval by the Board. In so doing, the Office strives to add value to the project delivery process by bringing System and external expertise to bear to help ensure that projects are efficiently executed and that the underlying contracts are procured, negotiated and administered in an efficient and cost-effective manner while protecting the interests of the Components, System and Board.

The Office has been delegated various levels of authority and many responsibilities, including changes to design and construction contracts and publication of the *Policies and Procedures Manual for Planning and Construction* (the “Manual”). This Manual communicates laws, rules, regulations, policies and procedures to the Components on how to engage with the Office for the effective approval, contract administration and reporting of capital projects. The manual is organized as follows:

SECTION 1: CAPITAL PROJECT DELIVERY PROCESS OVERVIEW4

- Comprehensive Campus Master Plan
- Capital Improvement Program
- Pre-Project Planning
- Design and Construction Services Procurement
- Contract Administration

SECTION 2: PROJECT AUTHORITY7

- The Board of Regents
- The Chancellor
- The Vice Chancellor and Chief Financial Officer
- The President
- Project Expenditures
- Contracts

SECTION 3: PROJECT MILESTONE APPROVALS12

- Comprehensive Campus Master Plan
- Capital Improvements Program
- Capital Improvements Program – Interim Updates
- Design Phases
- Design Development – Review and Approval
- Texas Higher Education Coordinating Board

SECTION 4: PRE-PROJECT PLANNING18

SECTION 5: DESIGN & CONSTRUCTION SERVICES PROCUREMENT19

- Selection Committee
- Request for Qualifications (A/E, CM-R and DB Selection Only)
- Request for Qualifications Responses
- Request for Proposals (CM-R, CSP and DB Only)

- Request for Proposal Responses
- Interviews (A/E, CM-R and DB Selection Only)
- Recommend Award
- Negotiate and Approve Agreement

SECTION 6: PROJECT REPORTING AND DESIGN OVERSIGHT REVIEWS 25
 Project Reporting
 Design Oversight Reviews

SECTION 7: CONTRACT ADMINISTRATION 26
 Payments
 Contract Changes
 Guaranteed Maximum Price Proposal
 E-Builder

SECTION 8: BUILDING DEDICATION PLAQUES 30

SECTION 9: CLOSE-OUT 31

SECTION 10: PUBLIC PRIVATE PARTNERSHIP PROJECT PROCESS 32

APPENDICES 38

In general, the project delivery process is linear, regardless of the delivery or contracting method used, and requires the project to pass through several pre-determined approval milestones as established by the Board, the Chancellor and the VC/CFO before moving on to the next phase. The typical project delivery process for capital improvement projects is shown in *Figure 1* below. The time durations will vary in accordance with project requirements and may be greater or less than the ranges set forth in *Figure 1*.

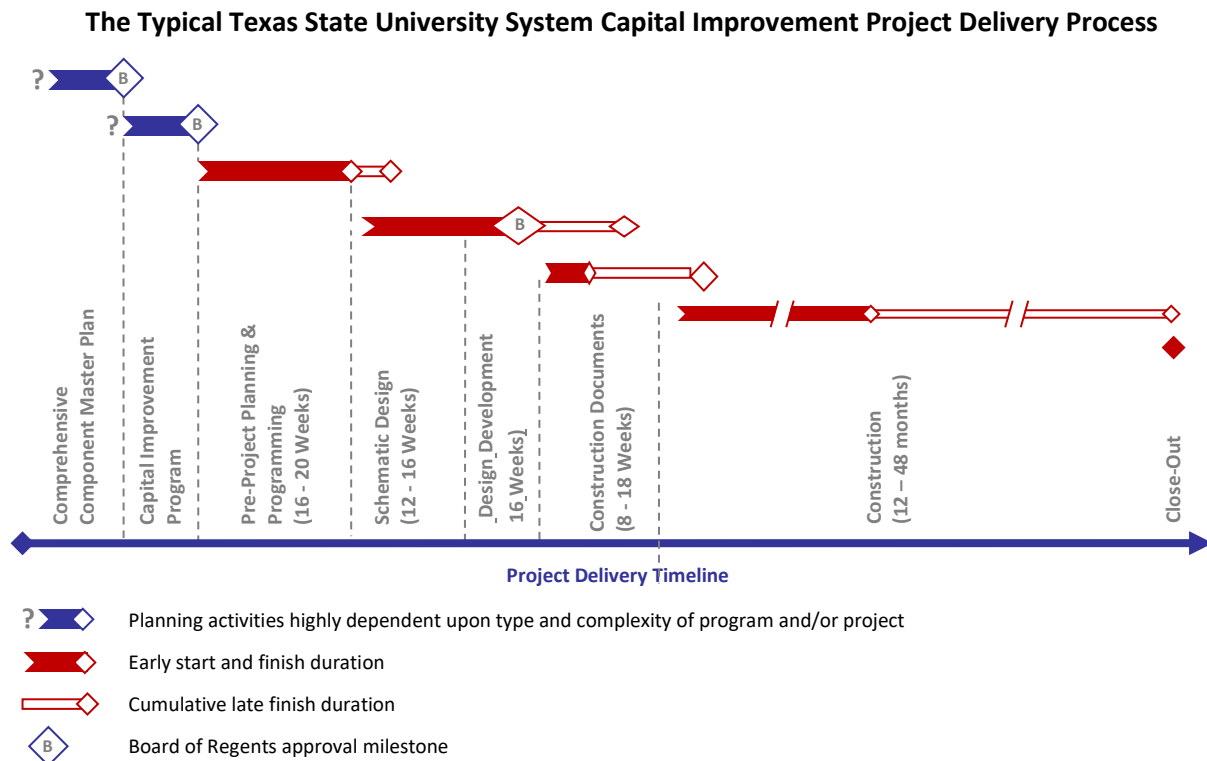


FIGURE 1

Components are responsible for implementing the procedures described herein. Any requests to deviate from the described procedures herein must be submitted to the VC/CFO for approval.

Daniel Harper
Vice Chancellor and Chief Financial Officer
The Texas State University System
601 Colorado Street
Austin, TX, 78701
Phone: (512) 463-6449
e-mail: daniel.harper@tsus.edu

SECTION 1: CAPITAL PROJECT DELIVERY PROCESS OVERVIEW

- 1.1 System capital projects are administered by the Office through the following six actions, and as described below:
 - 1.1.1 Comprehensive Campus Master Plan
 - 1.1.2 Capital Improvement Program
 - 1.1.3 Pre-Project Planning and Programming
 - 1.1.4 Design and Construction Services Procurement
 - 1.1.5 Design Development Approval
 - 1.1.6 Contract Administration
- 1.2 Components shall follow The Texas State University System's *Rules and Regulations* and all applicable federal, state, and local laws in the delivery of capital projects including, but not limited to: *Texas Education Code*, Chapter 51; *Texas Government Code*, Chapter 2155; *Texas Government Code*, Chapter 2254; *Texas Occupations Code*, Chapters 1001 (Engineers), 1051 (Architects), 1052 (Landscape Architects) and 1053 (Interior Designers).
- 1.3 Contact the Office for additional assistance regarding the *Policies and Procedures Manual for Planning and Construction*.

Comprehensive Campus Master Plan

- 1.4 Each Component is responsible for developing a ten-year Comprehensive Campus Master Plan ("Master Plan") that is in alignment with the Component's mission and vision statements, strategic plan, preliminary funding plans, and has been approved by all appropriate personnel.
- 1.5 The master planning process is critical to the future of every Component and results in guidance for the prioritization and selection of capital projects that may be considered for recommendation to the Board for approval.
 - 1.5.1 Once the Component's Master Plan is approved, programming and feasibility studies may commence in order to place projects on the Component's Capital Improvement Program, as described below.
- 1.6 Refer to *Section 3.2: Comprehensive Campus Master Plan*, below, and *The Texas State University System Rules and Regulations*, Chapter I, Paragraph 6.7 for additional information regarding the master planning process.

Capital Improvement Program

- 1.7 Each Component is responsible for developing, maintaining, and submitting for approval to the Board, through the VC/CFO, an up-to-date six-year Capital Improvements Program ("CIP") that encompasses the capital projects that are needed to preserve, enhance and add to the facilities assets in alignment with the Component's approved Master Plan.
 - 1.7.1 The CIP includes scope, schedule, funding and Total Project Cost ("TPC") of all Component projects regardless of authority level to manage the work.

- 1.7.2 The TPC is defined as all costs including programming, design, site acquisition, site development, facilities, furnishings, furniture and equipment, operational warranties and any other costs identified to meet the project's requirements as approved by the Texas Legislature, the Texas Higher Education Coordinating Board, and the Board.
 - 1.7.3 Adequate project information is documented and approved by the Component, including the Component's project specific needs, prior to requesting approval from the Board.
 - 1.7.4 Component executives shall confirm that the project is financially feasible, establishes realistic objectives and requirements, and identifies critical decisions and assumptions.
 - 1.7.5 Projects shall be placed on the CIP separately. Smaller projects with a TPC less than \$1 million, may be combined into an aggregated project.
- 1.8 Refer to *Section 3.3: Capital Improvement Program* below for additional information regarding the CIP process.

Pre-Project Planning

- 1.9 During the pre-project planning phase, the Component must review and evaluate many factors to develop an appropriate and realistic project execution plan in order to deliver the project successfully and meet the expectations of the stakeholders. These include but are not limited to:
- 1.9.1 Collecting needs and requirements
 - 1.9.2 Defining the scope and quality of work desired
 - 1.9.3 Defining the project activities and their sequence
 - 1.9.4 Estimating resources and durations, including roles, responsibilities and staffing
 - 1.9.5 Estimating costs and determining an appropriate budget
 - 1.9.6 Estimating a project schedule
 - 1.9.7 Identifying risks and establishing a communication plan
- 1.10 Refer to *Section 4: Pre-Project Planning* below for additional information regarding the planning process.

Design and Construction Services Procurement

- 1.11 The Office, in collaboration with the Component, procures design and construction professionals for each specific project to create a set of design documents and execute the construction process.
- 1.12 Refer to *Section 5: Design & Construction Services Procurement* below for additional information.

Contract Administration

- 1.13 The general purpose of a contract is to clearly identify the risks and responsibilities of each party. Effective contract administration and management provides a foundation for responsible decision making by the System and Component.
- 1.14 The Office is responsible for promulgating, negotiating, approving and overseeing all design and

construction related contracts and any changes thereto, unless they are within the limits of the President's authority or delegated to the President under paragraph 2.9.

- 1.15 The Office is responsible for certain administrative interactions related to milestone approvals in document development, Board Design Development package review and approval, as well as, approval of the Guaranteed Maximum Pricing and the final authority on the buyout values associated with a project.
 - 1.16 The Component is responsible for:
 - 1.16.1 Executing the project, including managing all terms and conditions within the respective limits of authority.
 - 1.16.2 Leading, administering, coordinating, reviewing and approving all design phase activities and documents.
 - 1.16.3 Reviewing and approving all project related payments.
 - 1.16.4 Leading, administering and inspecting the construction process through kick-off meetings, periodic project meetings, inspections, commissioning, final acceptance and administration of warranty and milestones.
 - 1.16.5 Coordinating the scheduling, training, acceptance, and operation of the facility.
 - 1.17 The Component may utilize third party project management services to satisfy the responsibilities enumerated under paragraph 1.16.
 - 1.18 The System may utilize third party program management services to provide administrative oversight of the Component projects.
 - 1.19 Refer to *Section 7: Contract Administration and Section 9: Close-Out* below for additional information.
-

SECTION 2: PROJECT AUTHORITY

The Board of Regents

- 2.1 The System and its Components are governed by the Board. The Board has ultimate authority of System and Component activities including administration of capital projects.
 - 2.1.1 The Board has delegated authority to the Chancellor to manage all project requests with a **TPC less than \$8,000,000**.
 - 2.1.2 The Board retains authority to approve all projects with a **TPC equal to or greater than \$8,000,000**.
 - 2.1.3 The Board retains authority to approve all indefinite quantity services contracts—including but not limited to job order construction contracts, contracts for Architect/Engineer (“A/E”) services, and consulting contracts, equal to, or greater than **\$4,000,000**, including any renewals (\$8,000,000 in the case of job order construction contracts).
-

The Chancellor

- 2.2 The Chancellor is the Chief Executive Officer of the System. The Chancellor reports to the Board and has direct line responsibility for all aspects of the System's operations with assistance from the System's Vice Chancellors.

Projects

- 2.2.1 The Chancellor is delegated authority to approve all project requests with a **TPC of less than \$8,000,000**, and all related project changes.

[2.2.2 All projects with a TPC of less than \\$8,000,000 are not presented to the Board for Design Development phase approval. All projects within the Chancellor's authority and outside a President's authority are submitted to the Office for VC/CFO and Chancellor's Design Development phase approval.](#)

Contracts

- 2.2.~~32~~ The Chancellor is authorized to approve all design and construction contracts within the limits of authority granted by the Board through *The Texas State University System Rules and Regulations*.

- 2.2.~~43~~ The Chancellor is authorized to approve all indefinite quantity services contracts including, but not limited to, job order construction contracts, contracts for A/E services, and consulting contracts, with a total potential contract amount no greater than **\$4,000,000**; or **\$8,000,000** in the case of job order construction contracts, including all renewals.

The Vice Chancellor and Chief Financial Officer ("VC/CFO")

- 2.3 After Board Design Development approval, but prior to construction contract award or acceptance of GMP, the VC/CFO is authorized to increase or decrease the cumulative value of the TPC up to **5% (new)** or **8% (renovation)**. Requests for increases of greater amounts must be approved by the Board.

- 2.4 The VC/CFO is responsible for contract management and administration of System and Component planning, design, and construction, including, but not necessarily limited to, long-term planning and construction, as well as, administration of policies in the subject area. The VC/CFO performs duties under authority delegated by the Board through the Chancellor, not to exceed the full authority delegated to the Chancellor.

- 2.4.1 The VC/CFO is authorized to approve all design contract changes.

- 2.4.2 The VC/CFO is authorized to approve all individual construction contract changes valued at **\$75,000** or more and all cumulative contract changes up to **5%** of the TPC for new projects and up to **8%** for renovation projects.

- 2.4.3 The VC/CFO is responsible for the issuance of work authorizations and notices to proceed to design and construction professionals for programming, Schematic Design, Design Development, Construction Documents, Pre-Construction and Construction services.

- 2.4.4 The Office is responsible for the review of the first and second construction phase payment requests and review and approval of the final construction phase payment requests on a project as further described in Section 7.
- 2.5 The VC/CFO has the authority to waive the application of any provision of these Policies and Procedures with respect to a particular project upon written request by the Component, except to the extent compliance is required by applicable law or The Texas State University System Rules and Regulations.
- 2.6 The VC/CFO is authorized to make a determination based on the needs of a specific project or Component that it is appropriate for program management services to be provided by a third party under contract with the System, and to procure, execute and administer such contracts in collaboration with the Component. *Refer to Appendix 1 Component Responsibilities in Projects with Outsourced Third-Party Project Management.*
- 2.7 The VC/CFO shall approve all contract forms and documents and promulgate to the Components for their use.
- 2.8 Components shall report to the VC/CFO quarterly, on a standard format developed by the VC/CFO, the scope of services, the current contract amounts, and the duration of services for all active Component projects on the CIP.
- 2.8.1 An active project is defined as any project where the Component has submitted a Statement of Initiation and received approval from the Office but has not closed-out the design or construction contracts.

The President

- 2.9 The Board has delegated to the President(s) the authority to plan, design, contract for, and construct projects listed on the approved Capital Improvement Program without further approvals from the Chancellor or the System **under the following limits:**

Component	Total Project Cost (less than)
Lamar University	\$4,000,000
Lamar Institute of Technology	\$1,000,000
Lamar State College - Orange	\$1,000,000
Lamar State College - Port Arthur	\$1,000,000
Sam Houston State University	\$4,000,000
Sul Ross State University	\$1,000,000
Texas State University	\$6,000,000

2.10 Furthermore, under Board delegation, the President is authorized to approve indefinite quantity services contracts, including but not limited to, job order construction contracts, contracts for A/E services, and any other consulting contracts **under the following limits**, including any renewals.

Component	A/E and Consulting	Job Order Contracts
Lamar University	\$2,000,000	\$4,000,000
Lamar Institute of Technology	\$1,000,000	\$2,000,000
Lamar State College - Orange	\$1,000,000	\$2,000,000
Lamar State College - Port Arthur	\$1,000,000	\$2,000,000
Sam Houston State University	\$2,000,000	\$4,000,000
Sul Ross State University	\$1,000,000	\$2,000,000
Texas State University	\$3,000,000	\$6,000,000

2.10.1 The indefinite quantity services contract amount, including any renewals, is separate from specific project assignment amounts issued under the base indefinite quantity services contract. The President is authorized to issue assignments under indefinite quantity services contracts for any project with a TPC not-to-exceed the limits established under paragraph 2.9.

~~2.11 For delegated projects or those within the President’s authority, the President is authorized to approve contract changes up to 5% of the TPC for new projects and up to 8% for renovation projects, after construction contract award. Requests for increases of greater amounts must be approved by the Board. [MP1]~~

~~2.12.11~~ The President or designee is authorized to review and approve all Historically Underutilized Business (“HUB”) Good Faith Efforts and Subcontracting Plans. The President or designee also approves all payments.

~~2.13.12~~ Unless specifically stated otherwise, all other responsibility and authority for the delivery of capital projects has been delegated to the Component.

~~2.14.13~~ To the extent project management services normally provided by Component personnel are to be provided by third-party project managers, references in this Manual to Component project management shall be deemed to refer to the third-party project managers. The Component shall retain oversight responsibilities of the third-party project manager in coordination and collaboration with the Office. *Refer to Appendix 1 – Component Responsibilities in Projects with Outsourced Third-Party Project Management.*

~~2.15.14~~ The President is authorized to delegate any of the authorities listed above as deemed reasonable and necessary.

Project Expenditures

~~2.16.15~~ Project approval in the CIP constitutes Board authority for the Component to expend up to **4% of the TPC** to select a project design professional, conduct pre-project planning including, but not limited to: surveying and site investigation, demolition, abatement, utilities utility work, and Schematic Design and Design Development. Such expenditures shall not include major demolition

that is not directly related to the project, procurement of equipment, preparation of Construction Documents, or other similar items.

~~2.16.12.15.1~~ If 4% proves insufficient based on the unique requirements of the project, the Chancellor may approve an exception to exceed that amount based on a specific and justified request from the Component via the VC/CFO.

~~2.172.16~~ Project approval at Design Development (“DD”) constitutes Board or Chancellor [MP2] authority for the Component to expend up to **100%** of the TPC to commence and complete Construction Documents and execute the Construction Phase, as well Board authority for the contract changes referred to in paragraph 2.11.

Contracts

~~2.182.17~~ The VC/CFO administers programming, design and construction contracts; however, the Component manages assignments under indefinite quantity programming contracts, other contracts and purchase orders, and leads the project, including conducting meetings, facilitating receipt and incorporation of user needs and requirements into the design documents, and reviewing and commenting on design submittals.

~~2.192.18~~ The VC/CFO, or designee, acts as the Owner’s Designated Representative (“ODR”) and the Component acts as the Owner’s Designated Site Representative (“ODSR”), both as defined in the contract.

~~2.19.12.18.1~~ The ODR delegates authority to the ODSR to manage the contracts and execute Substantial Completion Certificates as defined in the contracts.

~~2.202.19~~ The Component shall be responsible for all required Legislative Budget Board (“LBB”) reporting requirements for the following Indefinite-Delivery Indefinite-Quantity (“IDIQ”) contracts.

~~2.20.12.19.1~~ A/E;

~~2.20.22.19.2~~ Mechanical, Electrical, and Plumbing;

~~2.20.32.19.3~~ Structural;

~~2.20.42.19.4~~ Civil;

~~2.20.52.19.5~~ Project Management;

~~2.20.62.19.6~~ Programming Services;

~~2.20.72.19.7~~ Geotechnical and Construction Material Testing;

~~2.20.82.19.8~~ Test and Balancing;

~~2.20.92.19.9~~ Commissioning; and,

~~2.20.102.19.10~~ Building Envelope Services.

~~2.212.20~~ For Indefinite Delivery/Indefinite Quantity agreements, Component shall notify the Office ninety (90) calendar days prior to contract term expiration or when the contract reaches 80% threshold of the maximum contract amount, whichever occurs first.

~~2.222.21~~ The Component shall be responsible for all LBB and other federal, state, and local jurisdiction reporting requirements for capital project solicitations issued under the Component President’s authority.

~~2.23~~2.22 The Office shall be responsible for LBB reporting requirements for all capital project solicitations for projects executed under the authority of the Chancellor or the Board.

SECTION 3: PROJECT MILESTONE APPROVALS

- 3.1 All capital projects require certain approvals mandated by the Board, the Chancellor and the VC/CFO throughout the project delivery process.

Comprehensive Campus Master Plan

- 3.2 The procedure for the preparation and approval of a Comprehensive Campus Master Plan is as follows. Note that the President establishes a Component Master Plan Committee pursuant to Chapter I, paragraph 6.7 of *The Texas State University System Rules and Regulations*.

- 3.2.1 The Office, in collaboration with the Component, will procure master planning services.
- 3.2.2 The Component will schedule appropriate meetings.
- 3.2.3 The Component and master planning firm will present an interim briefing for the Board's Planning and Construction Committee, prior to the meeting at which the Board will be asked to approve the Component's Master Plan.
- 3.2.4 A draft of the proposed final Master Plan should be submitted by the Component to the Office at least eight (8) weeks prior to the Board meeting, for review and comment, unless a different deadline is agreed to by the Component and Office.
- 3.2.5 Upon approval from the Chancellor, the Component shall submit thirteen (13) hard copies and an electronic copy of the final Master Plan to the Office four (4) weeks prior to the Board meeting. The number of submitted hard copies does not include those required by the Component and is subject to change based on prior agreement between the Component and Office.
- 3.2.6 The master planning firm presents the proposed Comprehensive Campus Master Plan to the Board with support and assistance from the President and VC/CFO.
- 3.2.7 The Component may, in consultation with the VC/CFO, develop master plans for specific parcels of land that are not a part of the Component's main campus (such as research parks), or for specific areas or facilities within its main campus (such as athletic complexes), where the development of a specific master plan would be beneficial to the Component. Any such master plan shall be subject to the same approvals as the Comprehensive Campus Master Plan.
- 3.2.8 All Comprehensive Campus Master Plans submitted to the Board should consider at least the following items:
- 3.2.8.1 Statement of Guiding Principles
 - 3.2.8.2 Demographic Analysis
 - 3.2.8.3 Programming/Space Projections
 - 3.2.8.4 Environmental Analysis & Environmental Impact Statement
 - 3.2.8.5 Context Analysis (Local and regional history and background)
 - 3.2.8.6 Facility Use and Condition Assessment
 - 3.2.8.7 Historic Facility Survey

- 3.2.8.8 Site Surveys
- 3.2.8.9 Building & Land Use Plan (near term and long-range)
- 3.2.8.10 Demolition or Deferred Maintenance
- 3.2.8.11 Open Space and Landscape Plan
- 3.2.8.12 Transportation and Parking Plan
- 3.2.8.13 Utilities & Technology Infrastructure
- 3.2.8.14 Adjacent Land Use Analysis
- 3.2.8.15 General Land Acquisition and Disposition Strategy
- 3.2.8.16 Safety and Security Plan
- 3.2.8.17 Economic Impact Analysis
- 3.2.8.18 Wayfinding and Signage Plan
- 3.2.8.19 Design Guidelines for:
 - 3.2.8.19.1 Architecture (Buildings)
 - 3.2.8.19.2 Landscape
 - 3.2.8.19.3 Infrastructure
 - 3.2.8.19.4 Historic Structures
- 3.2.8.20 Implementation Timeline with cost estimates and phasing plan

[3.2.9](#) Should the Component desire to update a current Board approved Master Plan, the Component shall notify the VC/CFO in writing of the proposed scope of the update and the proposed process and timeline for the preparation and delivery of the update. VC/CFO shall determine whether the process outlined above shall apply to the update, based on the scope of the proposed update. Any proposed update shall be presented to the Board as provided under paragraph 3.2.

~~3.2.93.2.10~~ [The beginning year of the Campus Master Plan is the fiscal year it is presented to the Board of Regents for approval.](#)

Capital Improvements Program

3.3 The Capital Improvements Program (“CIP”) is the System’s process to preserve and enhance its facilities assets infrastructure. It is a six-year, forward-looking plan for all major repair, rehabilitation, alteration, and new construction projects. The CIP is not intended to capture all routine maintenance or minor repair work that does not rise to a capital project or result in a change of use. [All projects with a TPC of \\$1,000,000 or greater shall be included.](#)

3.3.1 For a project to be included on the CIP, the Component should demonstrate how the project directly promotes achieving its approved Strategic Plan and justify its need based upon accepted planning parameters. Unless an exception is justified in the Capital Improvement Program Information System (“CIPIIS”), the project may only be listed on the CIP if it has been specifically accommodated on the Component’s Comprehensive Campus Master Plan.

3.3.2 The Board’s approval of the CIP constitutes its authorization for the Component to expend Component funds, up to 4% of the estimated TPC, (~~Refer to paragraph 2.156~~).

3.3.3 In developing the CIP, the Component should consider, at a minimum:

3.3.3.1 Compatibility of a proposed project with the Component’s Mission Statement, Strategic Plan, Comprehensive Campus Master Plan, and its goals and targets;

- 3.3.3.2 The condition of existing facilities;
 - 3.3.3.3 Current and projected needs, based on data which may include enrollment projections, strategic initiatives, and technological innovation;
 - 3.3.3.4 The justification for the project using accepted facilities industry planning parameters;
 - 3.3.3.5 Funding sources and available resources; and,
 - 3.3.3.6 Priorities, both for the necessary funds and among all the competing potential uses of the available funds.
- 3.3.4 **No later than February 1 of each year**, the VC/CFO will issue instructions to all Components describing schedule, process and forms required to gather all the information needed to update CIPIS.
- 3.3.4.1 The Component is required to submit a completed Project Information Form (“PIF”) for each project (or aggregated group of smaller projects) that it proposes to add to the CIP, and for each existing CIP project that it wishes to amend. The form requires the Component to provide detailed information on the proposed project.
- 3.3.5 Components submit their completed PIFs, through CIPIS, eight (8) weeks prior to the Board meeting for Office review and comment.
- 3.3.6 Concurrent with PIF submissions, each Component shall submit a funding prioritization plan for each CIP project scheduled to be initiated during the first two fiscal years of the CIP.
- 3.3.7 The Office will evaluate and review proposed projects and refinements may be requested to the projects in CIPIS as a result of this review process.
- 3.3.8 For each project submitted, the Component in collaboration with the Office establishes the preliminary TPC using any available and reliable third party cost estimate, programming documents, median cost figures from the Texas Higher Education Coordinating Board (if available), or internal cost estimates, including any adjustments for project cost escalation, to establish the preliminary TPC.
- 3.3.9 Following the conclusion of the Office review process, a draft of the proposed CIP is sent to the Components for review and final comment.
- 3.3.9.1 Components shall submit their final comments to the Office within the time specified in the communication from the Office (paragraph 3.3.4), which is dictated by the deadlines for inclusion of the CIP in the Board agenda materials for the May meeting.
- 3.4 The final proposed CIP is then scheduled and presented by the VC/CFO to the Board for adoption.
- 3.4.1 The CIP is considered by the Board annually to achieve the Strategic Plans of the Board and to accommodate known funding limitations.
 - 3.4.2 The Component shall update the PIF and amend the CIP as necessary at each annual update to reflect the current scope, schedule and cost of each project. Projects that are initiated, or will be initiated during the forthcoming fiscal year, will be removed from the CIP at the next

annual update.

3.4.3 The CIP is generally considered at the May Board meeting.

Capital Improvement Program - Interim Updates

3.5 The Component may request the addition of a new project to the CIP.

3.5.1 Other than emergency repairs, the process for submission and approval of CIP additions is the same as the CIP submission process described above, except the submission deadlines shall follow the normal deadlines for agenda items for quarterly Board meetings.

3.5.2 In emergency situations the VC/CFO may approve initiation of planning and design of a project (but not construction) that is not on the CIP, in which case the project is required to be submitted for inclusion into the CIP at the next meeting of the Board.

3.5.3 In an emergency situation the Chair of the Board's Planning and Construction Committee may approve the construction of a project that is not on the CIP, in which case the project is required to be submitted for inclusion in the CIP at the next meeting of the Board. [All emergency requests must be submitted to the VC/CFO who will evaluate them and present them to the Chair if acceptable.](#)

Design Phases

3.6 Prior to completion of each major phase of design (Schematic Design, Design Development and Construction Documents), the Component shall confirm that all design requirements reconcile with the program, review the TPC, and verify compliance with all related codes in the form of a Certificate of a Compliance signed by the Architect of Record and notarized, and signed by the ODSR, and sent to the Office.

3.6.1 Upon receipt of the Certificate of Compliance in good order, the Office will issue an authorization letter to the design professional to continue to the next phase of design or a notice to proceed to the contractor to start construction activities.

3.6.2 Refer to *Section 6: Project Reporting & Design Oversight Reviews* below for additional requirements.

Design Development - Review and Approval

3.7 The procedure for the preparation of a project Design Development ("DD") binder is as follows:

3.7.1 The Component begins the process by holding a meeting with the A/E, approximately sixty (60) calendar days prior to the date of the appropriate quarterly Board meeting, to discuss the required contents and format of the DD binder submittal package. The Component shall provide to the A/E recent examples of approved submittal packages for its use.

3.7.2 The Component submits a complete DD submittal package to the Office in [an 8.5" x 11"](#)

[format in](#) a 3-ring binder with an electronic copy uploaded to e-Builder, forty-five (45) calendar days prior to the appropriate quarterly Board meeting, for review and comment by the VC/CFO. The DD submittal package shall conform to the requirements set forth in Attachment B of the A/E Agreement. The required TPC may be omitted from this submittal if it is not yet available.

- 3.7.2.1 The DD binder submittal package is in addition to the Design Development plans and specifications that are submitted to the Component for review and approval.
- 3.7.3 The Office evaluates and reviews the project with a particular focus to the scope and TPC, as well as the suitability of the presentation for Board review, and provides comments to the Component.
- 3.7.4 Thirty-one (31) calendar days prior to the Board meeting, the Component shall submit the required TPC for review by the Office and inclusion in the DD submittal package. Upon review by the Office, final comments are submitted to the Component for forwarding to the A/E to generate a final submittal package.
 - 3.7.4.1 The Component shall issue to Office a revised DD submittal package addressing all comments by the deadline established under paragraph 3.7.4.2.
 - 3.7.4.2 The Component is responsible for the submission of seven (7) hard copies and one (1) electronic copy of the DD binder submittal package in final form to the VC/CFO, at least twenty-four (24) calendar days prior to the Board meeting.
 - 3.7.4.3 The number of submitted hard copies stated in paragraph 3.7.4.2 does not include any copies required by the Component for their use and is subject to change based on prior agreement between Component and Office.
- 3.7.5 The Component is responsible for submitting a motion for Board approval of the DD documents and the proposed TPC in accordance with the schedule published by the Chancellor’s office.
 - 3.7.5.1 Concurrently with the submission of the motion, the Component shall submit to the VC/CFO the form referred to in paragraph 3.8.1.
- 3.7.6 If required under applicable law, the project must also be approved by The Texas Bond Review Board.
- 3.7.7 The overall suggested Board DD Submission Schedule is shown in *Figure 23*.

The Office Activity Schedule for Board DD Submissions	Calendar Days Prior to Board Meeting
Component meets with A/E and reviews examples of previously approved DD Submittals	60
Component Submits Completed Draft (with or without) Reconciled TPC	45
Office reviews and Component revises based on comments received	44 to 32

Component Submits Final Corrected Draft with Reconciled TPC	31
Hard Copies of final DD Submission delivered to Office	24
Board Book Released	14
Planning and Construction Committee Meeting - earliest date	10

FIGURE 23

3.7.8 If necessary to meet project schedules, upon written request of the ODSR, the VC/CFO may issue to the A/E an notice to proceed to the Construction Documents phase of design prior to approval of the DD binder submittal package by the Board, provided the VC/CFO and the ODSR have accepted and approved the DD documents inclusive of the TPC, ~~and~~ project schedule, and the A/E's Certificate of Compliance for completion of the Design Development phase.

~~3.7.83.7.9~~ Projects with a TPC less than \$8,000,000 do not require Board of Regents approval of Design Development Submittals. However, Design Development Submittals are still required for all projects with a TPC less than \$8,000,000 and over a President's authority threshold. Projects that fall within this range shall submit their Design Development Submittals to the Office for review and approval by the VC/CFO and Chancellor.

~~3.7.93.7.10~~ Refer to Appendix 2 – Board of Regents Design and Development Submittal Package Requirements.

Texas Higher Education Coordinating Board

- 3.8 Following approval of the Design Development Submittal by the Board or VC/CFO and Chancellor, all projects required to be submitted for review to the Texas Higher Education Coordinating Board ("THECB") shall follow the process outlined below. The Component has primary responsibility for ensuring that the Component and the proposed project meet all requirements and standards as defined by THECB.
- 3.8.1 The Component prepares and submits the THECB's Board of Regents Certification form to the Office for the Chancellor's signature. This form shall be submitted to the Office by the Component at the time the Component submits the motion for Board approval of the project DD binder. The form is signed by the Chancellor upon Board approval of the project and is submitted by the Office to the THECB.
- 3.8.2 The Component completes the electronic project application with assistance from the A/E and submits it through the THECB's online Campus Planning System. The application must be processed prior to the deadline specified in rules adopted by the THECB.
- 3.8.3 The Office reviews and edits the application online and either returns it to the Component for further editing or submits it to the THECB.
- 3.9 The Component shall submit an amended or updated project application, as and when required by THECB rules.

SECTION 4: PRE-PROJECT PLANNING

- 4.1 To initiate a project other than projects delegated to the President's authority under Section 2.9, the Component shall submit a Statement of Project Initiation to the Office, which includes a request by the Component to procure programming services. *Refer to Appendix 3 – Statement of Project Initiation.*
- 4.2 All project programming shall be performed by a consultant under an approved contract with the System. The Component shall consult with the Office to ascertain the contracted consultant(s).
- 4.3 The Component is authorized to negotiate scope, schedule and fee for programming with the programming firm(s) as approved by the Office.
 - 4.3.1 To promote the programming effort and to avoid a conflict of interest, consultants who provide programming services will not be permitted to provide design services for the project. The Office has published a Policy Regarding Participation by Consultants and Subconsultants in Project Programming to address compliance with Section 2155.004 of the *Texas Government Code*. *Refer to Appendix 4 – Policy Regarding Participation by Design Consultants and Subconsultants in Project Programming.*
- 4.4 The Component initiates, leads and manages the programming effort, including establishing well defined scope, schedule and budget information as required by the consultant agreement.
- 4.5 The Component shall submit an electronic copy and a hard copy of the final draft of the program to the Office for review and comment.
- 4.6 When all the Office comments have been confirmed as addressed, and scope, schedule, cost and funding are all in agreement and approved by the Component, the Component's President shall approve the program and submit an electronic copy to the VC/CFO.
- 4.7 If at any time during the programming process, the project scope (measured by gross square footage) or the preliminary TPC increases or decreases by **more than ten percent (10%)** from the information provided in the approved CIP, the Component shall submit an amended PIF through CIPIS for subsequent approval and adoption by the Board.

SECTION 5: DESIGN & CONSTRUCTION SERVICES PROCUREMENT

5.1 The Office procures the services of design and construction professionals on behalf of the Components for all capital projects other than those delegated to the Component President pursuant to Section 2.9. The following section describes the System’s requirements for selecting a design professional and a contractor for Competitive Sealed Proposals (“CSP”), Construction Manager at Risk (“CM-R”) and Design-Build (“DB”) project delivery methods. In general, the process follows the following steps and is summarized in *Figure 34*:

- Component appoints the selection committee
- Issue and evaluate the Request for Qualifications (“RFQ”)
- Issue and evaluate the Request for Proposals (“RFP”)
- Conduct interviews, if required
- Recommend award
- The Office confirms award
- Negotiate and approve the agreement

Refer to Appendix 5 - Project Delivery Method Guidelines.

5.2 The Component requests initiation of the contract procurement process by providing a completed Statement of Project Initiation form to the Office.

5.2.1 Per *Texas Government Code* Section 2254.003, design professionals shall be selected on the basis of demonstrated competence and qualifications to perform the required services, and not on the basis of competitive bids or proposals.

5.2.2 Per *Texas Education Code* Sections 51.776 through 51.785, Design- Builders are selected through a two-step process; contractors procured through Competitive Sealed Proposals are selected through a one-step process; and CM-R are selected through a one or two-step process, all of which include the submission of competitive proposals.

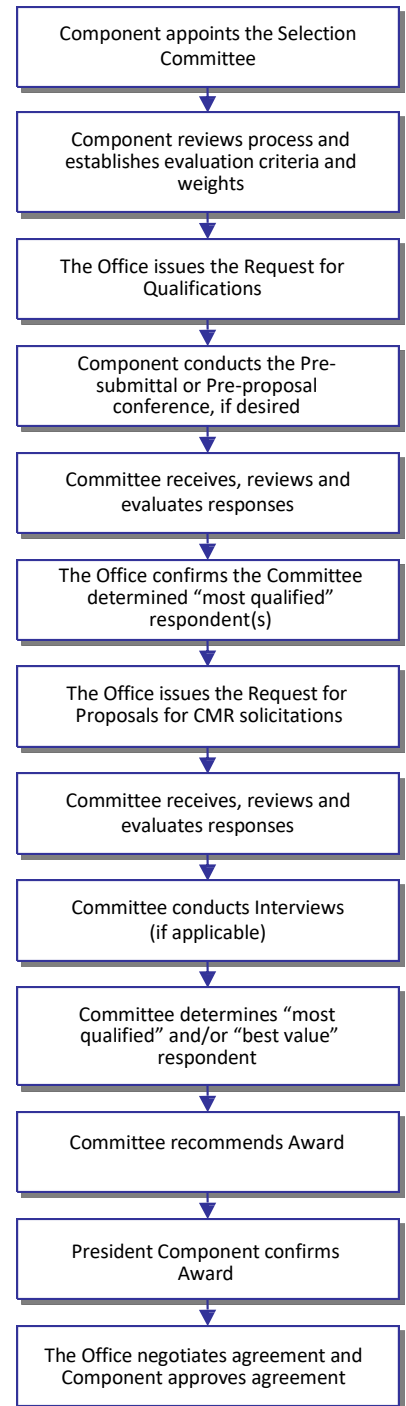


Figure 34

Selection Committee

- 5.3 The Component appoints the selection committee members as approved by the President or their designee.
 - 5.3.1 Committee members shall represent a broad understanding of the project, including the Component's needs, requirements, and the design and construction process.
 - 5.3.2 The number of selection committee members is at the Component's discretion but generally ranges from three (3) to a maximum of seven (7) individuals.
 - 5.3.3 The VC/CFO, or their designee, may participate as a voting member of the committee, at the request of the VC/CFO. The VC/CFO, or their designee, may participate at any point in the process as a non-voting member.

Request for Qualifications ~~(A/E, CM-R and DB Selection Only)~~

- 5.4 The Office publishes and posts the RFQ through the Texas Comptroller of Public Accounts Electronic State Business Daily ("ESBD") ~~in accordance with Texas law.~~
 - 5.4.1 The Component convenes the appointed selection committee in a pre-solicitation preparation meeting to review the standard procedures and documents related to the RFQ, RFP, interviews, and overall selection process.
 - 5.4.2 A/Es are selected in one (1) step process, plus optional interview(s).
 - 5.4.3 Contractors selected through CM-R or DB are selected in a two (2) step process, with optional interview(s). However, under special circumstances CM-R can be selected through a one step process with optional interview(s).
 - 5.4.4 Contractors selected through CSP are selected in a one (1) step process, with no interview, and the option for the request of a Best and Final Offer ("BAFO"). *For CSP, skip to "Issue Request for Proposals" below.*
- 5.5 The Component shall provide any special performance criteria and associated weights to the Office prior to preparation of the RFQ or RFQ/P.
- 5.6 The Component may conduct mandatory or optional Pre-Submittal or Pre-Proposal Conference(s), if warranted, at the time and location identified in the RFQ or RFQ/P.
 - 5.6.1 The Component forwards any questions submitted by potential respondents with applicable recommended answers to the Office to review and issue an addendum through the ESBD.

Request for Qualifications Responses

- 5.7 The Component accepts all responses to the RFQ at the advertised location until the advertised deadline and coordinates the Historically Underutilized Business (“HUB”) Subcontracting Plan due date with the appropriate Component HUB coordinator.
- 5.7.1 The Component is responsible for preparing the selection team to understand and properly evaluate the responses.
- 5.7.2 The Component is responsible for the review of each response.
- 5.7.3 Qualifications received after the deadline shall not be opened or considered by the committee.
- 5.7.4 The Component shall forward one an electronic copy of all responses to the Office for record.
- 5.8 The selection committee members evaluate the responses independently, within the timeline defined in the RFQ, using the criteria and questions established in the RFQ.
- 5.9 After the selection committee completes their individual evaluations and rankings, the committee submits the scores to the Office for final review and confirmation of the top ranked respondents. Those respondents meeting an acceptable score will be eligible for the second phase of the procurement process.
- 5.9.1 It is recommended that no more than five (5) respondents be selected to submit additional information and/or to interview for final selection. The decision on the maximum number of respondents to invite to a potential interview shall be made by Component in collaboration with the Office, and in accordance with State law. The final determination of how many respondents will be invited to participate in the second step of the solicitation shall be made on the basis of scores received and their relative proximal alignment with the top ranked respondent. The Office shall confirm the relative proximal alignment of the top ranked respondents and recommend to the Component how many respondents could be interviewed as a result of the evaluation scores. The Component shall determine how many respondents to interview based on these recommendations.
- 5.9.2 *Per Texas Government Code Title 10, Subtitle F Chapter 2254, A/Es shall not submit proposals for services and shall be selected on the basis of demonstrated competence and qualifications. For A/Es, skip to “Interviews”.*

Request for Proposals (CM-R, CSP and DB Selection Only)

- 5.10 The Office publishes the RFP or RFQ/P through the ESBD [in accordance with Texas law](#). For CSP solicitations only an RFP is published. For CM-R ~~and DB~~, the RFP step [may be](#) included in the original RFQ/P [or as a second separate step](#). [For DB, the RFQ and RFP are published as separate steps.](#)

5.11 The Component convenes the selection committee in a pre-solicitation preparation meeting to review the standard procedures and documents related to the RFP and overall selection process.

~~5.12 For CSP Only: The Component may conduct mandatory or optional Pre-Proposal Conference(s) at the time and location identified in the advertised RFP. [MP3]~~

Request for Proposals Responses

~~5.13~~ 5.12 The Component accepts all responses to the RFP or RFQ/P at the advertised location until the advertised deadline and coordinates the HUB Subcontracting Plan due date with the appropriate Component HUB coordinator. The Component evaluates the qualifications and notifies the Office of the results using the evaluation matrix provide by the Office.

5.12.1 All CM-R and DB RFQ/Ps shall require the respondents to submit ~~three (3)~~ three (3) separately sealed responses, one containing the qualifications, ~~one and the other~~ one and the other containing the proposal, ~~and the other containing the HUB response.~~

5.12.1.1 For CM-R solicitations, the Component has the option of having the proposal submitted with the qualifications at one time, or submitted at a later date once the qualifications have been evaluated. The HUB response consists of a HUB Commitment Letter.

~~5.13~~ 5.12.1.2 For DB solicitations, qualifications are first evaluated prior to requesting proposals from up to five (5) of the highest ranked respondents. The HUB response consists of a HUB Subcontracting plan for the design services and a HUB Commitment Letter for the construction services. ~~The sealed proposals shall only be opened for the top ranked respondents.~~

~~5.13~~ ~~5.3.1~~ 5.12.2 ~~Separately sealed proposals shall be forwarded unopened to the Office for public opening by the Office at a later day and time as identified in the RFQ/P. [MP4]~~

5.12.2 All ~~For CSP RFPs~~ shall require the respondent to submit three (3) separately sealed responses, one containing the qualification, one the proposal, and the other the HUB Subcontracting Plan. ~~the Office~~ The Component evaluates the qualifications and the HUB Subcontracting Plan is forwarded to the appropriate Component HUB Coordinator for evaluation. Following the evaluations and on the accepts all responses to the RFP at the advertised location until the advertised deadline. Immediately after the deadline all proposals are opened, and the contents read aloud in a public setting. The HUB Subcontracting Plan is forwarded to the appropriate Component HUB Coordinator for evaluation.

~~5.13.3~~

5.12.3 Separately sealed proposals shall be promptly forwarded unopened to the Office for public opening by the Office at a later day and time as identified in the RFQ/P.

~~5.13~~ 5.12.4 Proposals-Responses received after advertised the deadlines shall not be opened or considered by the selection committee or Office.

~~5.13~~ 5.12.5 ~~For CM-R and DB solicitations, t~~he Component shall evaluate the RFQ/P

qualifications upon receipt. The Office will add the financial terms of the proposals to the ~~Component's~~ evaluation ~~worksheet~~ matrix to complete the process, as described below.

~~5.13.5.15.12.5.1~~ 5.13.5.15.12.5.1 The weight assigned to the financial terms of the proposal shall be a minimum of 50% and a maximum of 75%. In special circumstances, the weight assigned may be lowered to not be less than 35% and not greater than 75% based on justification provided by the Component and approved by the Office.

~~5.13.5.25.12.5.2~~ 5.13.5.25.12.5.2 **For CM-R and DB:** Scoring of the proposals are based on the total of all preconstruction and construction phase fees, and general conditions, relative to the lowest total proposal amount submitted by the respondents. See below for an example.

~~5.13.5.35.12.5.3~~ 5.13.5.35.12.5.3 **For CSP:** Scoring of the proposals are based on the total of the base bid plus any Component accepted alternates, relative to the lowest total proposal amount submitted by the respondents. See below for an example.

~~5.13.5.45.12.5.4~~ 5.13.5.45.12.5.4 For scoring purposes, the lowest proposal amount shall receive a "10," while each remaining proposal score is reduced proportionally as compared to the lowest proposal. An example is shown below:

Respondent	Proposal Amount	Difference Amount	% Reduction	Score
Lowest	\$1,000,000	\$0	0.0%	10.0
2nd Lowest	\$1,100,000	\$100,000	10%	9.0
3rd Lowest	\$1,250,000	\$250,000	25%	7.5
4th Lowest	\$2,000,000	\$1,000,000	100%	0.0
Highest	\$2,500,000	\$1,500,000	150%	-5.0

~~5.145.13~~ 5.145.13 ~~For CM-R and DB Only:~~ The proposal scores are incorporated into the previously tabulated ~~qualification worksheet~~ evaluation matrix by the Office and the resultant best value determination is announced to the Component selection committee. ~~Those respondents meeting an acceptable score may be invited for an interview if deemed necessary or appropriate.~~

~~5.3.1~~ 5.3.1 ~~The interview is to allow each short-listed respondent to answer questions developed by the committee in light of the responses provided in the RFQ/P. If the selection committee does not have questions resulting from the selection process, then interviews are not required. [MP5]~~

~~5.14.25.13.1~~ Per *Texas Education Code* Section 51.780(f)(1) a maximum of five (5) of the most qualified DB respondents may be selected to ~~provide proposals and possibly interview for a final selection prior to submitting proposals~~. The determination of how many DB respondents will be invited to submit proposals ~~and possibly interview~~ shall be made by the Component in collaboration with the Office, in accordance with State law; and on the basis of scores received and their relative proximal alignment with the top ranked, most qualified, respondent

~~5.13.2~~ Per *Texas Education Code* Section 51.782(e) five (5) or fewer most qualified CM-R respondents may be selected to provide proposals and possibly interview for a final selection. The determination of how many CM-R respondents will be invited to submit proposals and possibly interview shall be made by the Component in collaboration with the Office, in accordance with State law; and on the basis of scores received and their relative proximal alignment with the top ranked, most qualified, respondent.

~~5.14.3~~

~~5.13.3~~ The interview is to allow each short-listed respondent to answer questions developed by the committee in light of the responses provided in the RFQ/P. If the selection committee does not have questions resulting from the selection process, then interviews are not required.

~~5.14~~ ~~For CSP Only: The proposal scores are entered into the proposal worksheet by the Office and the resultant best value determination is announced to the Component selection committee.~~ [MP6]

Interviews (A/E, ~~and~~ CM-R ~~and~~ DB Selection Only)

~~5.15~~~~5.14~~ Following a discussion of the RFQ and/or RFQ/P results between the Component and Office, a short-list of respondents to interview is determined by the selection committee and communicated to the Office. The Office notifies the short-listed respondents of the interview date, time and location.

~~5.15~~ Once the interviews are complete, the selection committee confirms the evaluations and determines a final ranking. The scores assigned to each respondent in the evaluation phase of the qualifications and proposals shall not be considered at the interview stage, and all short-listed firms begin the interview process on an equal footing. The grading of each respondent shall be a numbering system based on the number of shortlisted firms. Each interviewer shall rank the short-listed firms 1, 2, 3 and so forth, where 1 is the best ranking. The respondent receiving the lowest total score is the top-ranked respondent.

Interviews (DB Only)

~~5.16~~ Following the evaluation of qualifications and discussion between the Component and Office, a short-list of up to five (5) respondents to interview is determined by the selection committee and communicated to the Office. The Office notifies the short-listed respondents of the interview date, time and location.

~~5.16~~~~5.17~~ Once the interviews are complete, the selection committee confirms the evaluations and

determines a final ranking. The scores assigned to each respondent in the evaluation phase of the qualifications and proposals shall not be considered at the interview stage, and all short-listed firms begin the interview process on an equal footing. The grading of each respondent shall be a numbering system based on the number of shortlisted firms. Each interviewer shall rank the short-listed firms 1, 2, 3 and so forth, where 1 is the best ranking. The Office shall tabulate rankings in the evaluation matrix, confirm the relative proximal alignment of the top ranked respondents, and recommend to the Component how many respondents could be invited to proceed to the proposal phase as a result of the evaluation scores. The Component shall determine how many respondents to invite to the proposal phase based on these recommendations. The solicitation phase proceeds to a Request for Proposal per Section 5.12.^[MP7]

Recommend Award

5.175.18 Upon notification by the Office of the results of the RFQ and/or RFP, ~~the~~ the Component prepares and sends to the Office, electronically, a written request that the System award a contract to the top-ranked respondent. ~~The request shall include a brief summary of the RFQ, RFP, and/or interview process.~~

Negotiate and Approve Agreement

5.185.19 The Office notifies the awarded respondent of its selection and proceeds to negotiate the contract, including scope of services and fee. For A/Es and DBs, the Component's involvement with the negotiation process is limited to holding an initial meeting with the selected firm and the Office to discuss the desired scope and schedule of services so as to enable the A/E to submit a fee proposal to the Office to initiate the negotiation process. The Component shall transmit the minutes of the initial meeting to the Office within ten (10) calendar days of the event. The Office shall consult with the Component during fee negotiations.

5.18.15.19.1 The Office requests evidence of appropriate insurance from the awarded respondent.

5.18.25.19.2 The unsuccessful respondents will be notified of their non-selection by the Office.

5.18.35.19.3 Upon completion of negotiations, the Office notifies the Component and prepares an contract agreement. Upon execution of the contract agreement by the awarded respondent, the Office will issue the Authorization to Commence Services or Notice to Proceed.

5.18.45.19.4 The Office notifies the Component of contract issuance and completes any required reporting of the contract agreement to the LBB.

5.18.55.19.5 The Office posts a notice on the ESDB referencing the solicitation requisition number regarding the award of the contract agreement.

5.195.20 The Office administers the contract agreement. Any amendments to the contract agreement will be negotiated by the Component Office in consultation with the Office Component^[MP8].

~~5.19.15.20.1~~ The Component manages the design and construction professionals per the terms of the [contracts agreement](#).

SECTION 6: PROJECT REPORTING AND DESIGN OVERSIGHT REVIEWS

Project Reporting

- 6.1 Each Component shall submit a quarterly report on the Summary Report Form for all active projects that are separately identified in the CIP, which have been initiated, but which have not achieved Final Completion (as defined by the Uniform General Conditions).
 - 6.1.1 The report shall include the status of a project in terms of budget, scope, schedule, and any outstanding issues of importance.
 - 6.1.2 The report shall indicate approval status by the President, VC/CFO, Chancellor, Board and any applicable state or federal agencies.
 - 6.1.3 Standard project report formats are developed and controlled by the Office.
- 6.2 The Component shall advise the Office if, at any time during design or construction, a change in project scope (as defined by the approved program) and/or additional design or construction services that would exceed the approved total respective contract amounts is anticipated.
 - 6.2.1.1 Such notifications shall be made prior to the performance of additional design services or execution of changes in the construction scope of work.
 - 6.2.1.2 Any amendment to a contract will be negotiated by the [Component Office](#) in consultation with the [Office Component](#) other than projects for which delegated authority has been delegated to the Component.

Design Oversight Reviews

- 6.3 The Component is responsible for the management of overall project delivery process, while the Office is responsible for project administration and contract compliance.
- 6.4 For all phases of Schematic Design, Design Development and Construction Documents, the Component shall transmit the Certificate of Compliance (see paragraph 3.6) to the Office for review, comment, and/or acceptance.
 - 6.4.1 The Component shall consolidate all programmatic and design review comments from the Component into one document and forward it to the A/E for incorporation and/or response, and to the Office.
 - 6.4.2 Construction cost estimates shall be in Construction Specifications Institute (“CSI”) 50 Division format and delivered within two (2) weeks of each design submittal.
- 6.5 Prior to requesting approval to continue to the next phase of design, the Component shall ensure that the scope, quantities, unit costs and construction estimate are fully reconciled and are within the parameters of the approved program, Construction Cost Limitation, and TPC.

SECTION 7: CONTRACT ADMINISTRATION

Payments

- 7.1 The Component reviews and approves all pay application requests per the agreement.
 - 7.1.1 Pay applications typically include but are not limited to the following documents. Note that the following requirements apply to the “formal” pay application and not the “pencil” pay applications that typically precede the formal pay application:
 - 7.1.1.1 Component’s Voucher
 - 7.1.1.2 Application for payment with the Schedule of Values (*Construction Contracts only*)
 - 7.1.1.3 Construction cash flow projections (*Construction Contracts only*)
 - 7.1.1.4 Updated project schedule (*Construction Contracts only*)
 - 7.1.1.5 Updated Submittal Schedule (*Construction Contracts only*)
 - 7.1.1.6 Prime Contractor HUB Subcontracting Plan Progress Assessment Report
 - 7.1.1.7 Appropriate back-up materials
 - 7.1.2 For capital projects not delegated to the Component President, the Component shall submit the first and second construction phase pay application requests for each construction contract to the Office for post-payment review, and the final pay request to the Office for pre-payment approval.
 - 7.1.3 After achieving Substantial Completion and as part of the final pay request, the Component shall provide the Office with the respective Substantial Completion and Final Payment Checklists, including all required backup.
 - 7.1.4 The Component is required to comply with the general Texas prompt payment law requirements that an application for payment be processed and paid thirty (30) calendar days from receipt.
 - 7.1.5 If an application for payment requires revision or needs to be rejected by the Component, the Component shall immediately provide written guidance to the contractor within seven (7) business days from receipt of an invoice, and clearly state the reason for the revision or rejection and the information required for the Component to substantiate and adequately process the request for payment.
 - 7.1.5.1 Components are encouraged to process disputed applications for payment whenever possible by striking specific line items and reducing amounts owed accordingly, in close consultation and mutual acceptance with the contractor. Any such disputed items removed from the current pay application shall be corrected and resubmitted by the contractor on their next pay application.
 - 7.1.5.2 Components are not required to perform audit level reviews and analysis of

applications for payment, unless they determine a need to do so.

7.1.5.2.1 Audit level reviews shall be performed in accordance with generally accepted government auditing standards.

7.1.5.2.2 Projects that include a GMP may be audited following their completion per paragraph 7.5.6.

7.1.6 Components shall notify the Office, in writing, of any disputed certified applications for payment that are at least sixty (60) calendar days beyond the initial formal submission date with an explanation for the delay in processing.

Contract Changes

7.2 All contract changes shall be administered per the delegated authority specified in *Section 2: Project Authority* above.

7.2.1 All changes in the scope of services or work shall be requested in writing.

7.2.2 Contract change requests made to the Office shall include written justification from the Component and be approved before the service or the work is performed; however, in exigent circumstances, the Component may request authorization from the Office to perform the service and/or work prior to approval of the additional service or change order.

7.2.3 All construction change directives shall be independently priced by the A/E or by qualified Component personnel to validate the Contractor's pricing. This independent estimate shall be attached to the proposed Change Order. Changes valued at **less than \$75,000** are not subject to this requirement.

7.3 Contract changes, for both design and construction services, shall not be used to expand or reduce the Board approved scope of the project.

7.4 All change requests shall be negotiated within thirty (30) calendar days of issuance at a mutually agreed price.

Guaranteed Maximum Price Proposal

7.5 When a project is within the program, scope, budget and funding as approved by the VC/CFO, Chancellor and the Board, the Component may request the CM-R or DB contractor to submit a Guaranteed Maximum Price ("GMP") proposal. Prior to submission of the GMP to the Office, the Component shall verify that:

7.5.1 The GMP proposal is assembled in accordance with Office standards. Prior approval of the bidding strategy by the Office is required for GMP approval.

7.5.2 The General Conditions costs and Construction Phase fees are specifically tailored to the project and tied to the costs and percentages submitted by the CM-R or DB in their proposals.

7.5.3 The GMP proposal, together with documentation supporting the proposed items of cost

in the GMP proposal, and a current project schedule for the performance of construction phase services is submitted to the Office at least fifteen (15) calendar days before the proposed commencement of construction phase services.

7.5.3.1 The proposal shall be accompanied by an electronic excerpt from the executed contract showing the current Construction Cost Limitation (“CCL”) including the full executed signatory page and Article 24 of the contract. If the project has received Board approval, an electronic copy of the motion adopted by the Board showing the date of adoption shall be included. Construction Cost Limitation shall mean the sum of all the amounts related to construction cost: the cost of the construction work, the profit, overhead and administrative cost for the CM-R of DB, and the CM-R’s or DB’s construction contingency

7.5.4 The strategy for bidding the work, including the types of packages, the scope of work included in each package and a construction schedule for the implementation of each package as developed between the Component, A/E and the CM-R or DB is subject to approval by the Office.

7.5.4.1 When the strategy is acceptable, and the resulting GMP proposal(s) are reviewed and approved, the Office will issue a Notice to Proceed to commence the overall construction phase duration of the initial GMP while written approval must be obtained from the Office for each additional GMP(s).

7.5.5 If the project is staged, the Component may submit multiple GMPs, which will include corresponding reviews and bid packages.

7.5.6 Projects that include a GMP shall be subject to a financial and performance audit of the design and construction contracts. Selection of a project for audit will be made in accordance with criteria developed by the VC/CFO and approved by the System’s Chief Audit Executive (“CAE”). The expense of the audit will be borne by the Component.

7.5.6.1 Audits will be conducted by third party auditors under contract to the System, under the auspices of the CAE and the review and oversight of the VC/CFO.

7.5.6.2 Audit findings shall be submitted to the VC/CFO and the CAE for review, comment and distribution to the Component and contractor.

7.5.6.3 Final audit reports are transmitted to external oversight entities by the CAE as required by law.

7.5.6.4 The Component shall determine, in consultation with the VC/CFO, what recovery, if any, to seek from the A/E and/or the CM-R or DB.

7.5.6.5 *Refer to Appendix 6 – Policy Establishing Criteria for Selection of a Construction Project to Audit.*

E-Builder

- 7.6 All capital projects except those generally or specifically delegated to the President's authority shall be managed using the System's program management software, e-Builder. All project documentation from the placement of the project on the CIP through closeout will be accomplished in, or otherwise uploaded to, e-Builder pursuant to procedures implemented by the Office and communicated to the Components.
- 7.7 For projects managed in e-Builder, all contractual documentation including, but not limited to, Notices to Proceed, Change Orders, pay application requests, contract amendments (including GMP proposals agreed to by the Office), building permits, and certificates of substantial and final completion shall be approved electronically by the person(s) authorized to do so in these Policies and Procedures, and evidence of such approval shall be legally sufficient for all purposes. The only exception to this policy is the initial contract between the Board and the A/E, Contractor, CM-R, DB, programming consultant, third-party project manager and/or other professional, which shall be manually signed in hard copy by each party to the contract.
- 7.8 The Components are encouraged to utilize e-Builder for projects delegated to the President's authority.
- 7.9 The Office manages the license distribution of users. Components shall notify the Office, or designee, when staff need to be added or removed and when external users need to be added to e-Builder at a start of a project and when they are to be removed at the conclusion of a project.
- ~~7.8~~ 7.9.1 The Office, or designee, will generate a semi-annual report of current users for Components to review to keep the list of users current.
-

SECTION 8: BUILDING DEDICATION PLAQUES[HDJ9][MP10]

8.1 Building plaques shall be provided as required by *The Texas State University System Rules and Regulations*, Chapter III, Section 9.3, [for all new buildings, major renovations where the function of the building changes, or major landscaping projects](#). [Plaques may be provided at other projects with prior approval from the VC/CFO and Chancellor](#). The Component shall provide to the Office for review, via email, the content and layout of a proposed building plaque, including a photo realistic image. Upon acceptance by the Office, the Component shall submit a final submittal of the proposed plaque accompanied by approval signatures from the Architect, Contractor, and the Component President. When the proposed plaque has been deemed satisfactory, the VC/CFO will forward the proposed plaque to the Chair of the Board's Planning and Construction Committee for final approval.

8.1.1 All building dedication plaques shall be designed and fabricated as follows:

8.1.1.1 18 inches wide by 24 inches high (portrait orientation), and 3/4 inch thick cast bronze;

8.1.1.2 1/8 inch raised lettering in Arial font, all capital lettering;

8.1.1.3 Classic leathered background with dark oxidized finish; and

8.1.1.4 1 inch wide smooth, but not polished, bevel edge

8.1.1.5 Building plaques on existing buildings, or additions to existing buildings, are excepted from these requirements when matching the existing plaque is determined, by the VC/CFO, to be a better aesthetic choice.

~~8.1.2~~ ~~8.1.2~~—All building dedication plaques shall include the content as indicated in Appendix 7 – Building Dedication Plaque. Content within the plaque shall be stated as when the project was approved by the Board [or VC/CFO and Chancellor](#) at the DD submittal stage of the project, with the possible exception of the building name, [or as otherwise indicated below](#).

~~8.1.2.1~~ [8.1.2.1](#) For [projects delegated by the Chancellor to the Components, wherein a building plaque is desired, the content within the plaque shall be stated as of the date when the project was delegated by the Chancellor to the Component](#).

~~8.1.2.18.1.2.2~~ [8.1.2.2](#) For [projects delegated by the Board to Component Presidents, wherein a building plaque is desired, the content within the plaque shall be stated as of the date when the President approved the ~~construction contract~~\[MP11\]\[MP12\]](#).

SECTION 9: CLOSE-OUT

- 9.1 Both the Component and the Office shall approve the final inspections and close-out of design and construction contracts. The Component shall:
- 9.1.1 Notify the Office when Substantial Completion and Final Completion inspections are scheduled, and when all design services required are complete.
 - 9.1.2 Transmit final ~~audit~~ reports/inspections as required by law or required by authorities having jurisdiction.
 - 9.1.3 Resolve all outstanding contract changes, with no outstanding service or work items remaining.
 - 9.1.4 Provide the Office with executed Substantial Completion and Final Completion checklists, final payment checklist, and the close-out matrix for operation and maintenance documents. *Refer to Appendix 8 – Substantial and Final Completion Checklists.*
 - 9.1.5 Once final application for payment is approved by Office, submit a Final Project Report to the Board, through the Office, per *Section 6: Project Reporting and Oversight Reviews* above, and refer to *Appendix 9 – Final Report Form*.
 - 9.1.5.1 [Delegated projects and projects performed under the Chancellor’s authority and above the President’s authority do not require completion of the Final Report Form. These projects require a written statement from the Component indicating the date of the project’s completion, the final total project cost, and a copy of the consent of surety for the final payment of the construction contractor.](#)
 - ~~9.1.5~~9.1.6 Conduct a one (1) year warranty inspection at the eleventh (11th) month following Substantial Completion and submit to the Office a warranty walk-through letter noting all deficiencies discovered and in-need of correction, and the subsequent follow up warranty letter when all corrections have been made.
-

SECTION 10: PUBLIC PRIVATE PARTNERSHIP PROJECT PROCESS

- 10.1 Overview and Purpose. A public-private partnership (“P3”) is an alternative procurement model that integrates private financing, operations, maintenance, and/or facilities design and construction. P3s are designed to enable public agencies to access private sector capital, assign operations and maintenance responsibilities and risk, extend facility life cycles, save money, act quickly, and/or to maximize use of agency real estate assets. P3s may be achieved using a variety of contractual arrangements, including but not limited to, ground leases, development agreements, and project agreements.
- 10.2 Interpretation and Applicability of this Section.
- 10.2.1 The laws of the State of Texas regarding P3 solicitations supersede this policy. To the extent that a provision in Section 10 is in conflict with another provision in this Manual, this Section shall apply for a P3 in lieu of the other provision. In all other cases, the general provisions elsewhere in this Manual apply to P3 projects.
- 10.2.2 The process and procedures described in this Section 10 are provided as a general outline of the standard process for procurement of P3 projects, but P3 projects are highly variable by their very nature and each will require extensive planning and communication between the Component and the VC/CFO in order to determine the best approach for each P3 procurement. The VC/CFO has the discretion to tailor the process as may be necessary or desirable to achieve the goals of the System. This may involve streamlining the process for less complex P3 projects or adding additional process requirements for more complex P3 projects.
- 10.2.3 This Section 10 does not apply to transactions involving the privatization of Component real estate or facilities such as space leases and ground leases on "market rate" basis (i.e., where the System's primary interest is receipt of rental payments). This Section 10 shall apply, however, to leases to private entities for the construction, operation and/or maintenance of facilities for the primary use and benefit of the Component.
- 10.2.4 Notwithstanding any provision herein to the contrary and in the absence of a specific Board motion doing so, the Board’s authority to approve P3 projects outlined in this Section is not delegated to the President or to the Chancellor, regardless of the anticipated total project cost or revenue of the P3 project.
- 10.3 Identifying P3 Projects. The determination that a project is initially feasible for delivery as a P3 project shall be made by the System at the recommendation of the Component. A preliminary determination shall be made at the time of inclusion of the project in the CIP and shall be revisited at the time of initiation of the procurement solicitation for the project, as provided for in paragraph 10.4. Components and System should carefully consider and identify their objectives when evaluating whether to utilize a P3 delivery model, as opposed to traditional construction delivery methods. Common objectives for pursuing a P3 include, but are not limited to, the following.
- 10.3.1 Access to private sector financing and funding
- 10.3.2 Streamlined and/or accelerated project delivery

10.3.3 Effective allocation of risk to the private sector

10.3.4 Integration of private uses, such as retail or privatized student housing

10.3.5 Reduction of operation and life cycle maintenance costs

Components are responsible for proposing objectives for utilization of a P3 as an alternative procurement method. Circumvention of traditional procurement methods shall not be considered an appropriate reason for pursuing a P3, and P3s should not be utilized where the Component's objectives may be achieved just as well through traditional financing or funding sources, together with utilization of design-build, CM-R or other common construction delivery methods.

10.4 Initial Evaluation. Prior to submitting an outline business case (described in paragraph 10.5), Components shall submit preliminary proposals for a P3 project to the VC/CFO. The purpose of the initial evaluation is to determine whether P3 delivery method is appropriate for the proposed project, as to other traditional construction delivery methods.

10.4.1 Content of Preliminary Proposals. While there is no prescribed format for preliminary proposals, they should include the following at a minimum:

10.4.1.1 A general description of the proposed project and the extent to which the proposed project integrates with or is otherwise contemplated the Component's current Campus Master Plan and/or CIP;

10.4.1.2 A general discussion of the objectives and benefits for pursuing the project as a P3, as opposed to utilizing traditional project delivery methods, as described in paragraph 10.2 above;

10.4.1.3 A general discussion of the Project's anticipated fiscal impacts (positive and negative) and short-term and long-term risks to the Component and System; and,

10.4.1.4 The extent to which (if any) the Component has obtained private sector input regarding the feasibility of the proposed project through professional advisors, outside legal counsel, or other input from the development community through Requests for Information ("RFIs") or other means.

10.4.2 Determination to Proceed. The VC/CFO is responsible for evaluating preliminary proposals. The VC/CFO may issue a preliminary determination to proceed ("PDTP") upon finding that the proposed P3 project is an appropriate means of achieving the Component's stated objectives, and the project appears to be feasible based upon currently available information, whereupon the Component shall be authorized to proceed with the preparation of an outline business case pursuant to paragraph 10.5 and the preparation of a solicitation. The PDTP may include conditions or recommendations from the System, including but not limited to the following:

10.4.2.1 The format of the solicitation;

- 10.4.2.2 The optimal transactional structure for the proposed P3 project, including required covenants, terms and conditions;
- 10.4.2.3 Whether any independent feasibility or market studies should be obtained as part of the outline business case;
- 10.4.2.4 Limitations on the amounts or source of private sector financing/funding for the proposed P3 project; or
- 10.4.2.5 Whether additional advisory or legal services are necessary or advisable as part of preparing the outline business case or the solicitation.

10.5 Outline Business Case. Either simultaneous with submission of the PDTP or after the PDTP has been provided by the VC/CFO, but prior to the issuance of solicitation documents, the Component shall be required to prepare an outline business case ("OBC"). The purpose of the OBC evaluation process is to determine whether the proposed P3 project should proceed to solicitation. The Component is encouraged to engage the services of outside real estate, P3/transactional, or legal advisors and consultants to assist in this process. The OBC will be an internal document and will not be released as a part of the procurement process.

10.5.1 Content of OBCs. The OBC should provide evidence of the following, at a minimum, with input from the VC/CFO:

- 10.5.1.1 The project fits within the objectives and policies of the System and the mission of the Component;
- 10.5.1.2 The project has the potential to provide best value for the System and the Component;
- 10.5.1.3 The project is realistic and achievable based on a delineation of probable terms, costs and benefits;
- 10.5.1.4 The general scope of the project has been identified, including preliminary design requirements;
- 10.5.1.5 If a site has been identified for the project, appropriate due diligence has been performed for the site and will be made available as a part of the solicitation;
- 10.5.1.6 Preliminary analysis should be performed to compare the probable cost to the System and the Component of the project as delivered through a P3 process as compared to conventional financing and delivery methods;
- 10.5.1.7 Evidence to support that the project is attractive to the market, can be procured, and is commercially viable;
- 10.5.1.8 Data demonstrating that the project is anticipated to be affordable, identifying the relevant funding sources and describing the fiscal impacts and risks (short-term and long-term) to the Component;

10.5.1.9 The Component has prepared a realistic preliminary timeline for the project;

10.5.1.10 The Component has identified a preliminary weighted evaluation methodology for the solicitation;

10.5.1.11 State and System contracting requirements that the Component recommends will apply to respondents, including (as applicable), but not limited to, HUB requirements, competitive bidding requirements, prevailing wage requirements, Buy America, and state auditing requirements; and

10.5.1.12 A summary of applicable state and local laws, rules, and regulations, applicable to the solicitation and the project and a determination that neither the solicitation nor the project will be in violation of such applicable laws.

10.5.2 Evaluation of OBCs. The VC/CFO shall be primarily responsible for the evaluation of OBCs, with the support of other members of System administration as appropriate. The VC/CFO may issue a determination to proceed ("DTP") with a solicitation upon finding that the proposed P3 project is likely to be commercially viable and fits within the objectives and policies of the System and the mission of the Component. The DTP may include any number of conditions, limitations or recommendations from the System.

10.6 Solicitation of P3 Projects. Generally, a P3 project will undergo a two-step procurement process; however, the VC/CFO may determine that the two steps may be merged if in the best interest of the System. Solicitation documents must be publicly advertised.

10.6.1 Requests for Qualifications. A Request for Qualifications ("RFQ") is the first step to evaluate the qualifications of the respondents and determine a short list to advance to the next step. The RFQ shall be prepared by the System with assistance from the Component and issued by the System. An Evaluation Committee will be appointed by the Component President and shall include the VC/CFO or their designee. Additional System staff, component staff and consultants/advisors may participate in the evaluation process at any stage as non-voting members subject to the applicable procurement laws, rules and regulations.

10.6.1.1 If there are no qualified respondents, the VC/CFO, in consultation with the Component, may decide to cancel the procurement or re-procure the project at a later date.

10.6.1.2 The VC/CFO shall, with assistance from the Component, prepare a draft Request for Proposal ("RFP"). The System may choose to issue the document in draft form to the short-listed respondents or hold proprietary one-on-one meetings to solicit feedback on the proposed RFP and the draft agreement or elect to not solicit feedback from the short-listed respondents. The System will then issue the RFP in final form to the short-listed respondents.

10.6.2 Requests for Proposals.

- 10.6.2.1 The VC/CFO shall, with assistance from the Component, prepare a draft RFP. The System may choose to issue the document in draft form to the short-listed respondents or hold proprietary one-on-one meetings to solicit feedback on the proposed RFP and the draft agreement or elect to not solicit feedback from the short-listed respondents. System Administration will then issue the RFP in final form to the short-listed respondents
- 10.6.2.2 The Evaluation Committee will evaluate responses to the RFP based on suitable criteria that have been established and documented prior to the opening of the proposals.
- 10.6.2.3 The System shall reserve the right to conduct negotiations sequentially or simultaneously with respondents. The System may request a Best and Final Offers ("BAFO") with some or all the short-listed proposers at any time.

10.7 Selection of Preferred Respondents; Negotiation.

- 10.7.1 Prior to recommending the selection of a preferred respondent, the Component will update the OBC with the information included in the bids received to develop a Full Business Case ("FBC"), taking into account all information that has been developed during the procurement process. The FBC will be reviewed by the Evaluation Committee to determine that the award of the P3 provides the best value to the System.
- 10.7.2 The FBC shall be presented to the Chancellor for approval. Upon such approval, the VC/CFO makes a conditional award to the highest ranked respondent ("Preferred Respondent") and begins exclusive negotiations with the Preferred Respondent or authorizes the Component to conduct such negotiations on a final contract. The System will inform the other proposers in writing regarding the conditional award and will make other notifications as necessary.
- 10.7.3 If at any point in the contract negotiation process, the VC/CFO determines that the Preferred Respondent will not provide the System with the best value, the VC/CFO may suspend or terminate the procurement or choose to terminate negotiations with the Preferred Respondent and begin the process of negotiating with the next highest-ranking respondent. This process may continue until a contract is finalized or the procurement is terminated.
- 10.7.4 In many cases, the Preferred Respondent may be required to incur significant design and predevelopment costs in the course of negotiations prior to the award of a final contract for a P3 project. Subject to the approval of the VC/CFO, the System may elect to enter into a predevelopment services agreement with the Preferred Respondent for the compensation of a portion of predevelopment and design costs, or to authorize the Component to enter into such an agreement. A predevelopment agreement shall explicitly address the terms by which all designs, plans, permits, approval and other work product of the Preferred Respondent may be procured by the System or the Component in the event that the predevelopment is terminated prior to a final award.

10.8 Final Award. The Definitive Agreements for a P3 project shall be subject to Board of Regents approval. Typically, the Definitive Agreements will be between the Preferred Respondent and the Component directly. However, the VC/CFO shall make the final determination if such agreements will be with the System or the Component, or some combination thereof.

10.8.1 The Definitive Agreements shall state who will serve as Owner's Designated Representative and as Owner's Designated Site Representative.

10.8.2 If Definitive Agreements are approved by the Board, the project may proceed upon the signing of all required contracts and enabling documents.

10.9 Unsolicited Proposals. The System may consider unsolicited proposals only to the extent permitted under State law. Any unsolicited proposals received by the Component that they wish to be considered shall be submitted to the VC/CFO for review and consideration in consultation with the Component Chief Financial Officer and other members of the System and Component, in accordance with the terms of this Section 10 and in accordance with applicable State law.

END OF MANUAL

APPENDICES

POLICIES AND PROCEDURES MANUAL FOR PLANNING AND CONSTRUCTION

TABLE OF CONTENTS

- Appendix 1** **Component Responsibilities in Projects with Outsourced Third-Party Project Management**
(Policies and Procedures Manual paragraph 2.6 and 2.14)
- Appendix 2** **Board of Regents Design Development Submittal Package Requirements** *(Policies and Procedures Manual paragraph 3.7)*
- Appendix 3** **Statement of Project Initiation** *(Policies and Procedures Manual paragraph 4.1)*
- Appendix 4** **Policy Regarding Participation by Design Consultants and Subconsultants in Project Programming** *(Policies and Procedures Manual paragraph 4.3.1)*
- Appendix 5** **Project Delivery Method Guidelines** *(Policies and Procedures Manual paragraph 5.1)*
- Appendix 6** **Policy Establishing Criteria for Selection of a Construction Project for Audit** *(Policies and Procedures Manual paragraph 7.5.6)*
- Appendix 7** **Building Dedication Plaque** *(Policies and Procedures paragraph 8.1.2)*
- Appendix 8** **Substantial and Final Completion Checklists** *(Policies and Procedures Manual paragraph 9.1.4)*
- Appendix 9** **Final Report Form** *(Policies and Procedures Manual paragraph 9.1.5)*
- Appendix 10** **Current Building Codes, Standards and Associations**
- Appendix 11** **Glossary of Acronyms Used in System Planning and Construction Policy Documents**

Appendix 1 Component Responsibilities in Projects with Outsourced Third-Party Project Management

Initial Phase:

1. Read and understand The Texas State University System Rules and Regulations and Planning and Construction Policies and Procedures.
2. Maintain and understand contracts and any subsequent amendments to A/E agreements and third-party project management (“PM”) agreements.
3. Confer with the Office regarding the selection of the PM and the respective PM team members who will support a specific project.
4. Assist and provide the PM with any owner provided information that is required by the project. This includes providing preliminary budget information, as-built information, campus standards, and campus keying protocols, geo- tech reports, surveys or other information retained by the campus that is beneficial to the project.
 - a. Introduction of the PM to municipalities, water districts and any other governmental or quasi-governmental agencies that is affected by a specific project
5. Introduction of the PM to the user groups for the specified project.
6. Provide administration protocols for the campus including emergency contact numbers as well as contacts for shutdowns or hot work permits on campus. Provide introduction to intra-campus support function personnel.
7. Provide assistance in the establishment of office space for the PM.
8. Utilize e-Builder for all communication and documentation for the project.
9. Assist in other activities that would be beneficial to the PM.
10. Bring to the attention of the Office any PM non-conforming activities pertaining to the PM agreement.

Design Phase:

1. Review Programming, Schematic Design, Design Development and Construction Documents and provide comments in a timely manner to prevent delay to the progress of completion. Review shall include, but not be limited to:
 - a. compliance with campus standards
 - b. equipment compatibility to existing systems and controls used in the operation of the campus
 - c. review space/equipment for serviceability and code compliance
2. Attend design meetings as requested by the PM.
3. Process pay applications approved by the PM for all vendors.
4. Assist in other activities that would be beneficial and requested by the PM.
5. Bring to the attention of the Office any PM non-conforming activities pertaining to the PM agreement.

Construction Phase:

1. Identify campus personnel who will be inspecting work in accordance to the Owner’s Division 1 Specifications and the Uniform General Conditions.
2. Establish protocols for the inspection of cover up work with the PM and the Contractor. Inspect as required by these protocols in a timely manner to prevent delay in the progress of the construction implementation process.

3. Review and comment on submittals sent by the PM.
4. Attend pre-construction and construction meetings as requested by the PM.
5. Participate in the Substantial Completion and Final Completion walk-throughs.
6. Process pay applications approved by the PM for all vendors.
7. Assist in other activities that would be beneficial and requested by the PM.
8. Bring to the attention of the Office any PM non-conforming activities pertaining to the PM agreement.

Close-Out /Warranty Phase:

1. Attend all training activities with appropriate campus personnel.
2. Review close-out, operations and maintenance, and warranty materials for compliance with campus standards.
3. Notify Contractor of any warranty issues. Log all notifications and resolution/remedies for all warranty issues.
4. Attend eleven-month warranty walk-through.
5. Process pay applications approved by the PM for all vendors.
6. Assist in other activities that would be beneficial and requested by the PM.
7. Bring to the attention of the Office any PM non-conforming activities pertaining to the PM contract.

Appendix 2 ~~Board of Regents~~ Design Development Submittal Package Requirements

The following describes the submittal package requirements for Components requesting Design Development (“DD”) phase approval from the Board or the Chancellor. This is only the information required to present the project to the Board or the Chancellor for approval and does not address contractual requirements to complete DD phase services in order to proceed to the Construction Documents phase.

The DD Submittal ~~Package, or “Binder”~~, shall be prepared simply and economically, providing a straight-forward and concise description of the proposed project(s). Emphasis shall be on quality, completeness, clarity of contents, and addressing the following requirements. The binder should be written with the layperson in mind and should avoid overly technical and esoteric narratives and industry standard abbreviations. The entire document should also read as written through a single source and not separate professional consultants engaged in a project.

All DD Submittal packages shall be in the form of identical three (3) ring Binder(s) in the quantity as directed by the Office. The submittal shall be in an 8.5” x 11” format with any larger images placed on 11” x 17” pages with Z-folds to fit within the 8.5” x 11” format. An electronic copy of the Binder is also required. Separate each of the following nine (9) items by use of a tabbed divider sheet for ready reference.

1. Architectural Renderings: A complete set of Architectural Exterior Elevations reflecting a complete architectural design concept if exterior is altered by the project. Submitted renderings shall be free of dimensioning and grid lines. Elevations should be clearly labeled with shading/coloring or notes where necessary to communicate any specific features.
2. Complete Set of Architectural Floor Plans (90% complete*): Submitted drawings should be free of excessive dimensioning and grid lines. Spaces should be clearly labeled with shading/coloring where possible to communicate any spatial adjacency relationships. Depict furnishings, fixtures and equipment where beneficial to illustrate the planned spatial functions.
3. Enlarged Architectural Floor Plans: Showing major core areas such as entryways, elevator lobbies, typical functional rooms (like classrooms), utility room layout, etc. (90% complete*). Depict furnishings, fixtures and equipment where beneficial to illustrate the planned spatial functions.
4. Complete Listing of All Major Building Systems: Selection of every system is required (i.e. drilled caisson foundations, reinforced concrete frame, two-way slab construction, brick façade with precast elements, built up flat roof, chilled water/hot water HVAC fed from central plant, etc.). The description of all building systems shall be kept at an executive level and shall avoid overly technical and esoteric narratives or industry standard abbreviations. If abbreviations are used, they shall first be spelled out in their entirety.
5. Detailed Cost Estimate: Prepared by an independent estimator and/or construction manager, in CSI 50 Division format taken off the submitted Design Development documents with few Lump Sum/per gross square foot estimates.
6. Total Project Cost (“TPC”): A summary TPC breakdown by construction cost, design cost, moveable furnishings cost, other work costs, miscellaneous costs, project contingencies and fees.
7. Cost Comparison: A summary showing the cost of this project compared to similar size and type

projects recently built in the region under similar conditions, or a statement that no such comparable projects have been identified. Information regarding projected operating and maintenance costs of the facility or (in the case of renovation) the projected impact of the project on operating and maintenance costs.

7-8. Proposed Project Schedule: A milestone schedule in chronological order stating projected dates for the GMP approval, completion of Construction Documents, Substantial Completion, and Final Completion. If the project will be phased, provide the projected dates for each of the phases.

8-9. Environmental Impact: Information regarding the projected environmental impact of the project.

9-10. Certification of Compliance: By the A/E of Record, Component and Office that the submittal has been reviewed and found to be a complete and satisfactory DD package. (This will be based partially on certification by A/E of Record, for every discipline, that the design is largely complete, calculations are complete, major equipment has been sized, etc., such that there is nothing left to do but provide and refine details and prepare Construction Documents). **A statement of certification may be included with the Board Motion rather than a Certification of Compliance with the submittal package, if approved by Office prior to final DD Binder submittal.**

* “90% Complete” means the actual floor plans are fully resolved and will not change. There can be minor dimensioning and missing and incomplete referencing to supporting detail drawings needed to complete the architectural design.

Appendix 3 Statement of Project Initiation

This document is to be completed and submitted to the Office as the first step in initiating the design and construction of a capital project.

Statement of Project Initiation

This document is to be completed and submitted to the Deputy Vice Chancellor of Capital Projects Administration as the first step in initiating the design and construction of a capital project.

Component: _____

Project: _____

Project on CIP: Yes _____
No _____

1. Please describe in general terms why the Component has decided to initiate the project at this time.
2. Please describe any material changes to the description of the project on the current CIP.
3. Please describe the proposed sources of funding for this project, and the estimated amount of funding from each proposed source. Unless otherwise stated below, Component's officer's signature constitutes confirmation that these funds (with the exception of proposed TSUS debt funding) are available to pay project costs as they become payable.
4. What is the desired date for beginning design of this project?

Signature of authorized officer

Name

Title

1/1/2019

Appendix 4 Policy Regarding Participation by Design Consultants and Subconsultants in Project Programming

This policy addresses the impact of *Texas Government Code* Section 2155.004 on the participation of design consultants and subconsultants in the programming process for System facilities projects.

1. Any design professional or other person who participates in the preparation of a RFQ or RFP for the System or any of its Components with respect to a System capital project and was compensated for doing so, directly or indirectly, is disqualified from being awarded a contract as a result of the procurement, and from being a subconsultant or subcontractor to a firm that is awarded such a contract.
2. A design professional or other person who participates in the programming effort, with or without compensation, with respect to a System capital project is not disqualified from being awarded a contract as a result of the procurement, or from being a subconsultant or subcontractor to a firm that is awarded such a contract, solely because of such participation, provided all of the following are true:
 - a. The programming effort does not produce a design document of any kind;
 - b. The programming effort does not produce technical specifications for any equipment to be included in the project; and
 - c. The programming effort does not involve the drafting or review of procurement documents.
3. Firms that program System projects shall disclose to System the identities of all firms that are compensated for participating in a programming effort.

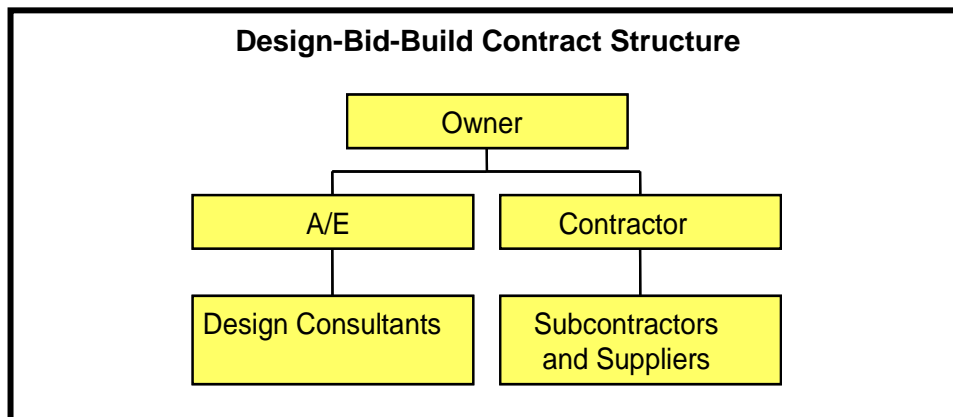
Appendix 5 Project Delivery Method Guidelines

For major capital projects, the Board and System favor project delivery methods that allow Contractors and Construction Managers to participate in the project planning and design as early as possible (i.e. CM-R and DB). When managed properly, these delivery methods can result in the lowest project cost and the shortest completion schedule, while ensuring construction quality not as readily available in other delivery methods.

The delivery method for specific project types should be based on an analysis of perceived needs and risks. The final decision on the delivery method for a specific project will require input from the Component and the System. However, the final decision should be made prior to starting design or, at the latest, during early stages of design.

The following descriptions of alternative delivery methods are provided for consideration by the Component:

Competitive Bidding or Design-Bid-Build (“DBB”)



Description: An A/E prepares complete drawings and specifications, from which Contractors can bid a lump sum price. The owner advertises a RFP and receives fixed bids. Low bid is awarded the contract, unless it does not comply with requirements of the invitation for bid. Alternates, both additive and deductive, can be used to modify the scope, if included as part of the original bid documents.

Pros:

- A/E selected independently based on qualifications
- Established traditional approach to project delivery
- Suitable for competitive bidding
- A/E directly works for owner
- Contractor selections are based only on price

Cons:

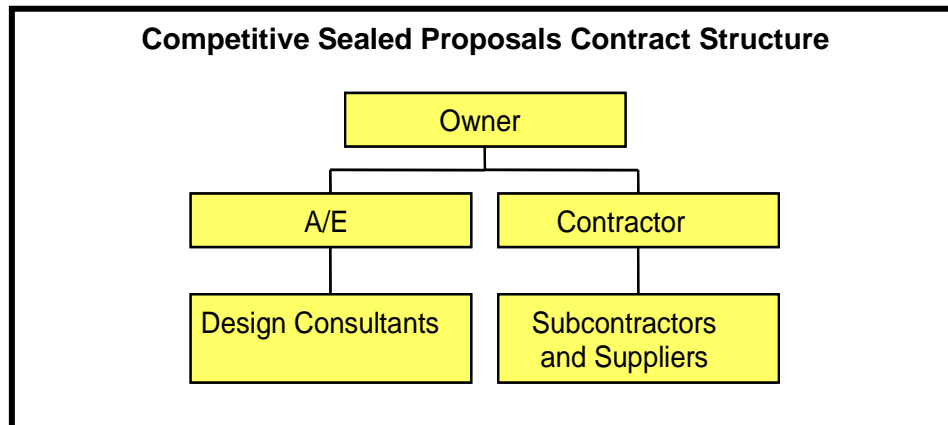
- Two contracts for owner to manage
- Disagreements go through owner
- Owner pays for gaps in bid documents and disagreements between A/E and Contractor
- All parties have different agendas/objectives
- Low bid may not result in best value
- Over budget bids are difficult to reduce and can create significant delay
- No Contractor involvement in design to help provide cost effective solutions

- “Closed book” accounting, no savings pool available to owner as in CM-R or DB.
- Most expensive delivery approach – long term
- Slowest project delivery
- Most litigious delivery process

Applications: If the Component desires a simple, price-only, selection process and has ample time to allow the design to be fully completed prior to competitive bidding, then Design-Bid-Build is an acceptable delivery method.

Statutory Reference: *Texas Education Code*, Chapter 51, Sections 51.778(a) and 51.779

Competitive Sealed Proposals ("CSP")



Description: An A/E prepares complete drawings and specifications from which Contractors can propose a lump sum price. A RFP is publicly solicited, requesting bids for the construction work and other criteria such as qualifications, capabilities, capacity, reliability, and schedule. Proposals are evaluated on a best value approach which considers price as well as the other selection criteria. The contract can be awarded to other than the low bidder if the other criteria make it a better value to the owner. Negotiation with the best value proposer is possible to reduce scope, price, and time to bring the project within budget or to meet a required delivery date.

Pros:

- A/E selected independently based on qualifications
- Contractor selection allows consideration of qualifications and capabilities
- Best value is selected rather than low bid
- Negotiation with best value proposer possible
- Allows contracting with highly qualified firm

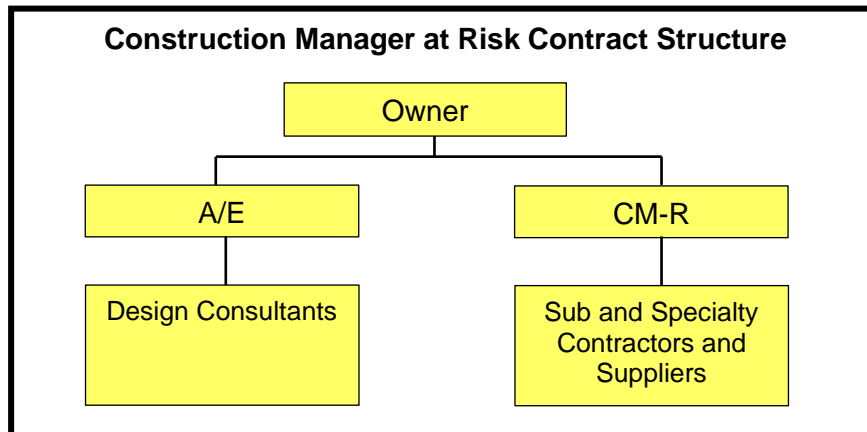
Cons:

- Objective procurement process required, or selections will be difficult to defend
- No Contractor input during design
- CSP slower than CM-R and DB, construction document must be fully complete before project can be bid
- Subcontractor selection not an open process as in CM-R and DB
- Relationship less adversarial than DBB but more adversarial than CM-R or DB

Applications: Good for single projects where pre-construction services are not needed from the Contractor, the owner wants a lump sum price for construction, and the schedule will accommodate full completion of construction documents prior to engaging a Contractor.

Statutory Reference: *Texas Education Code*, Chapter 51, Sections 51.778 and 51.779

Construction Manager at Risk ("CM-R")



Description: The A/E has a direct contract with the owner as in the traditional process. CM-R replaces the role of a General Contractor but with the advantage of being brought on board at the same time as the A/E. The owner solicits for CM-R's through a two-step process. First is the RFQ which assesses the qualifications, capabilities, capacity and reliability of the construction firms who submit.

The owner shortlists no more than five (5) firms to submit proposals and may interview all firms on this short list. The second step involves CM-R's responding to an RFP with their staffing and management plan for the project as well as a cost proposal that includes their fees and general conditions costs. The selected CM-R works on a fee basis throughout the design phase working with the A/E to provide cost effective solutions to keep the project within budget. At some point during the detailed design phase, the CM-R will establish a GMP which defines a maximum project cost which will not be exceeded unless the project scope is increased. Once the GMP is established, construction can begin. (If GMP is unacceptable, the owner can terminate the CM-R and bid out the construction.) The GMP mitigates the owner's risk, the contract is cost reimbursable, and all costs are open and transparent. Subcontractors are publicly solicited through the CM-R. The CM-R is at financial risk and fully responsible for performance of all the construction work under the contract.

Pros:

- A/E selected independently based on qualifications
- More professional relationship with Contractor
- Works well with a knowledgeable owner
- Earlier knowledge of costs through GMP
- Earlier involvement of Contractor possible which allows options for owner to select
- Allows owner to identify cost problems early in project
- More cost effective than low bid
- Open book contract – all savings below GMP returned to owner
- Bidding subcontract work open to owner – CM-R selects best value subs
- Delivers higher quality than low bid / same as DB
- Two contract system is less change for owner
- Project delivery faster than DBB
- Fewer claims and litigation than DBB

Cons:

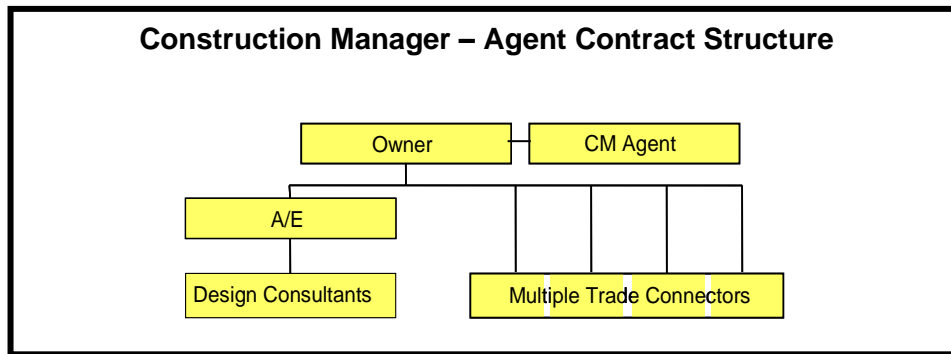
- Two contracts for owner to manage

- Disagreements go through owner
- Owner covers gaps in design, although less likely to occur than DBB
- Parties may have different agendas/objectives
- CM-R input may not be accepted by designer
- Resistance among those not familiar with approach
- Not for those who rely on contract clauses to accomplish projects; requires a partnering attitude

Applications: Good approach when (1) A/E has been predetermined, (2) early Contractor input is valuable, (3) the quality of Contractor is important, and/or (4) projects are complicated and multi-faceted. It has proven effective in achieving HUB goals and ensuring the use of high-quality subcontractors.

Statutory Reference: *Texas Education Code*, Chapter 51, Sections 51.782

Construction Manager – Agent (“CM-A”)



Description: The A/E has a direct contract with the owner as in the traditional process. CM-A is generally an experienced constructor who represents the owner in a fiduciary capacity throughout project generally contracted at the same time as the A/E. The owner solicits for CM-A's through a qualifications-based selection process similar to an A/E. The CM-A works with the A/E during the design phase to recommend cost effective solutions and then, like a General Contractor, providing coordination and oversight in the field during construction. The CM-A does not hold any subcontracts. All trade contracts (subcontracts under other project delivery methods) are publicly solicited and contracted directly with the owner. The CM-A is not at financial risk or responsible for performance of the construction work. The owner holds multiple contracts for construction and is responsible for overall construction performance.

Pros:

- A/E selected independently based on qualifications
- More professional relationship with Contractor
- Earlier involvement of a construction professional
- Allows construction to start prior to completion of design

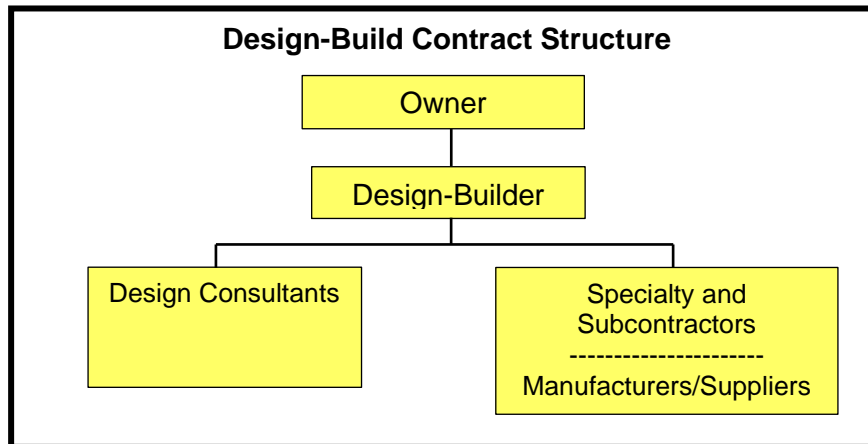
Cons:

- No protection for the owner through a GMP
- Multiple trade contracts are a burden for the owner.
- Two prime contracts for owner to manage
- Disagreements go through owner
- Owner covers gaps in design but there are less than DBB
- Parties may have different agendas/objectives
- CM-A input may not be accepted by designer

Applications: CM-A was used to get a Contractor involved during the design phase of a project and to fast-track projects in Texas prior to the change of project delivery law in 1997. It has generally been replaced by CM-R and DB. CM-A is valuable on very large and complicated projects wherein an owner requires a fiduciary General Contractor or program manager to advise and manage multiple A/Es, CM-Rs, and/or other Contractors and vendors.

Statutory Reference: *Texas Education Code*, Chapter 51, Sections 51.781

Design Build (“DB”)



Description: Design-Build means design and construction services are provided under a single contract. A DB is typically a team of an A/E and Contractor with either or both firms (as a joint venture) holding the contract with the Component. It offers single source accountability and has the advantage of the designer and builder working together through all phases of the project. In order to solicit for DB services, the Component must first prepare a Design Criteria package. The Design Criteria package must specify criteria the Component considers necessary to describe the project and may include, as appropriate, the legal description of the site, survey information concerning the site, interior space requirements, special material requirements, material quality standards, conceptual criteria for the project, special equipment requirements, cost or budget estimates, time schedules, quality assurance and quality control requirements, site development requirements, applicable codes and ordinances, provisions for utilities, parking requirements, or any other requirement, as applicable. Preparation of a Design Criteria package may require the Component to engage in the services of an A/E.

The Component solicits for DB's through a two-phasetep process. First is the RFQ which assesses the qualifications, capabilities, capacity and reliability of the responding DB teams. The Component typically shortlists no more than 5 respondent teams to proceed to the second phasetep. The Component may also interview the respondents prior to proceeding to the second phase. The second phasetep involves the opening of DB proposals indicating their staffing and management plan for the project, as well as, a cost proposal that includes all fees (both pre-construction and construction) and general conditions. No A/E fees proposals are permitted. After the DB is awarded, A/E fees are negotiated as they are for prime A/E solicitations. The selected DB works on a fee basis throughout the design phase using their in-house construction expertise to provide cost effective solutions to keep the project within budget. At the end of DD, the DB will establish a GMP which will not be exceeded unless the project scope is increased.

Once the GMP is established, construction can begin. (If the GMP is unacceptable, the Component can terminate the DB, have an A/E complete the design and bid out the construction. However, it may be necessary to competitively procure the replacement A/E and they may then need to re-trace the design process to comply with the requirements of the *Texas Occupations Code*.) The GMP mitigates the owner's risk, the contract is cost reimbursable and all costs are transparent and open. Subcontractors are publicly solicited through the DB. The DB is at financial risk and fully responsible for performance of all the design and construction work under this contract.

Pros:

- Single point of responsibility and accountability to the owner – clear definition of risks
- One RFQ/P required versus two for other methods

- More professional relationship with Contractor
- A/E and constructor on the same team providing unified recommendations to owner
- Works well with a knowledgeable owner
- Earliest knowledge of project costs through a GMP
- Allows innovations / options for owner to select
- Allows early identification of cost problems in project
- Open book contract – all savings below GMP returned to owner
- Bidding subcontract work open to owner – DB selects best value subs
- Least claims and litigation
- More cost-effective delivery system than DBB
- Quality is often higher with DB (and CMR)

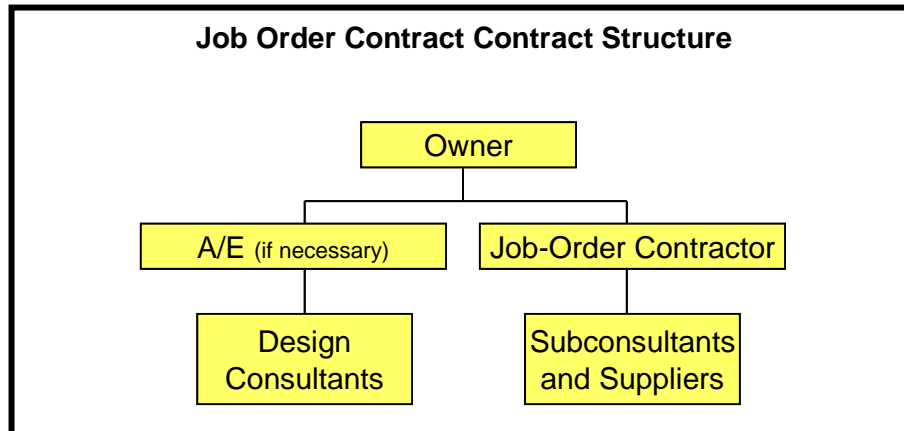
Cons:

- Owner must have a Design Criteria package for the project, prepared by a separate A/E, in advance of soliciting for a DB
- Hiring an A/E for the Design Criteria package and preparing the package will add time to the project
- DB project delivery must be decided early in project
- Owners required to make earlier and timely decisions
- Resistance among those not familiar with approach
- Not for those who rely first on contract clauses to get the job done - requires a partnering attitude

Applications: Best where speed is the driving factor and the owner wants single source accountability for both design and construction. Not advisable for complicated projects with multiple unknown or unforeseeable elements.

Statutory Reference: *Texas Education Code*, Chapter 51, Sections 51.780

Job-Order Contract ("JOC")



Description: A JOC is typically a standing agreement with a General Contractor to provide minor construction, repair, rehabilitation, or alteration services on an as-needed basis. An A/E is typically engaged to develop a design for the contemplated project. If the project is small enough, no design work may be necessary. A Contractor is selected by issuing an RFP to qualified firms, which submit their experience and capabilities along with a multiplier coefficient. This coefficient is used to adjust the price of the work which is determined through the use of unit costs defined in estimating guides such as RS Means.

The Contractor with the best value of coefficient and other qualifications is selected. The JOC agreement usually has an annual monetary limit which cannot be exceeded. The agreement typically has options for multiple year extensions if the Contractor's work is satisfactory. Each task order the JOC Contractor performs is defined by assembling all of the elements of work and pricing them through the estimating guide. The price the Contractor receives for the work is determined by multiplying the coefficient times the total price from the estimating guide.

Pros:

- Flexible system for small tasks under one contract
- Easy to price work based on estimating guide
- Eliminates expensive procurement process for small jobs
- Contracting system that allows quick response
- Reduces owners' cost for solicitation and procurement

Cons:

- Pricing may be higher than if bid out separately
- May be difficult to define all elements of work in the estimating guide
- Limits distribution work to multiple small general contractors

Applications: Per statute, this option is only appropriate for *"the minor construction, repair, rehabilitation, or alteration of a facility if the work is of a recurring nature but the delivery times are indefinite and indefinite quantities and orders are awarded substantially on the basis of predescribed and prepriced tasks"*.

Statutory Reference: *Texas Education Code*, Chapter 51, Sections 51.784

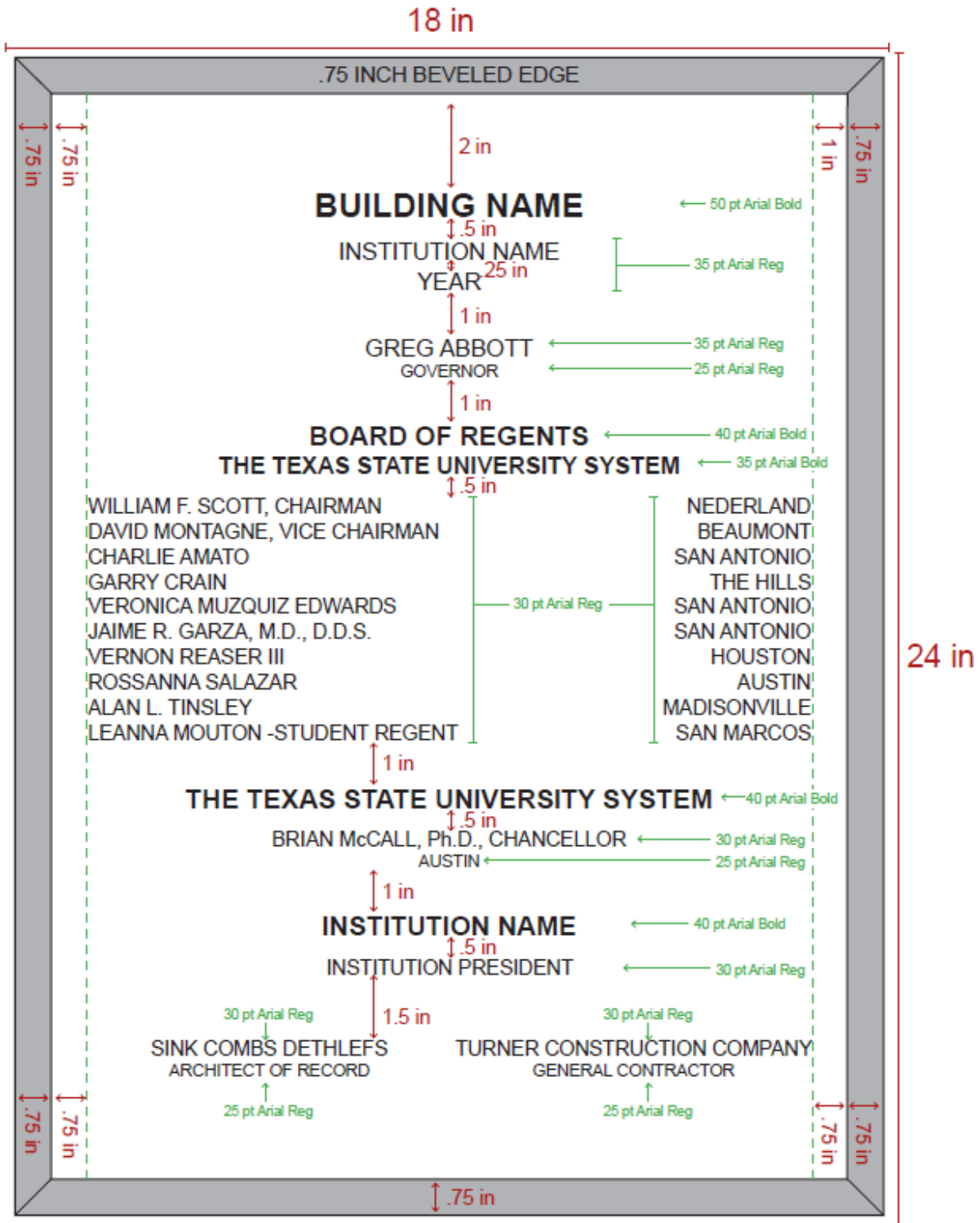
Appendix 6 Policy Establishing Criteria for Selection of a Construction Project for Audit

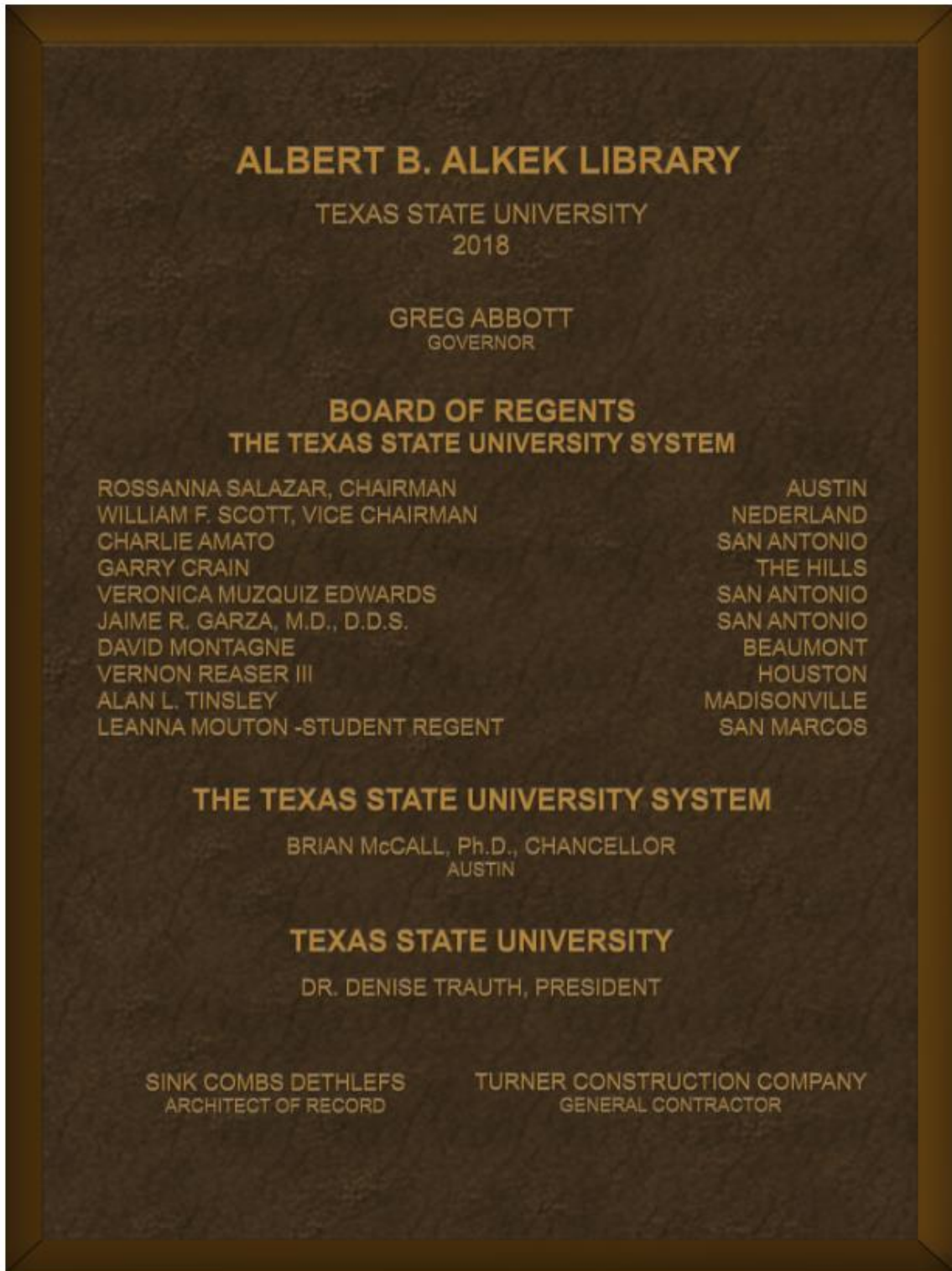
The criteria for selection of construction projects for contract and performance audit are as follows:

1. **Delivery Method:** Ordinarily, projects utilizing the CM-R and DB methods of project delivery will be preferred for audit.
2. **Project Magnitude:** Projects with larger budgets will be preferred subjects for audit.
3. **Project Complexity:** Complex projects will be preferred subjects for audit.
4. **Frequency of Audit:** Projects will be selected for audit in a manner that reflects the comparative number of auditable projects completed at a particular Component, in order that the frequency of audits at any one Component is not disproportionate to the number of projects completed by that Component.
5. **Other Factors:** Other factors may be considered if, in the judgment of the System administration, they make it advisable for a particular project to be audited.

Appendix 7 Building Dedication Plaque

SAMPLE PLAQUE MOCK-UP BUILDING NAME ON ONE LINE





Appendix 8 Substantial and Final Completion Checklists

PRIOR TO SUBSTANTIAL COMPLETION INSPECTION

1. Contractor's substantial completion punch list received
2. Two (2) copies of Contractor's marked-up as-builts drawings received
3. Preliminary copy of each instructional manual, maintenance and operation manual, and all "in the field " training received
4. Preliminary copy of all written warranties and guaranties received
5. Notarized certification of no asbestos containing material or work received
6. Fire sprinkler test received (both above ground "A" form and underground "U" form)
7. Boiler(s) accepted by Texas Department of Licensing and Regulation ("TDLR")
8. Elevator(s) accepted by TDLR
9. Accessibility inspection report received from Registered Accessibility Specialist ("RAS")
10. Fire alarm certification received
11. Test and Balance deficiencies items identified (and intent of building usage not jeopardized)
12. Outstanding commissioning items identified (and intent of building usage not jeopardized)
13. List of names and vendors of obligatory vendors (subcontractors/suppliers) received
14. Final accounting of direct construction costs (CM-R projects only)
15. A/E Punchlist Received

PRIOR TO SUBSTANTIAL COMPLETION PAYMENT

1. Executed Certificate of Substantial Completion with pending items required to be completed/corrected
2. Corrected two (2) copies of Contractor's marked-up as-built drawings received
3. Corrected preliminary copy of each instructional manual, maintenance and operation manual
4. All "in the field " training received
5. Corrected preliminary copy of all written warranties and guaranties received
6. All attic stock received in good order
7. Substantial Completion form submitted to Office
8. Final Contractor's HUB-PAR form submitted in good order
9. All general condition receipts verified
10. A/E certification that payment application in good order

PRIOR TO FINAL COMPLETION INSPECTION

1. Contractor provided written notice that all items noted on the substantial completion list are corrected.
2. Contractor's corrected substantial completion punch list received
3. All final copies of each instructional manual, maintenance and operation manual, all "in the field " training received
4. All final copies of all written warranties and guaranties received
5. All items from RAS Accessibility inspection report corrected
6. All test and balance deficiencies items corrected
7. All outstanding commissioning items corrected
8. A/E Punchlist Received
9. Project Manager
10. Project Manager's Supervisor

PRIOR TO FINAL PAYMENT

1. Written notice provided from ODSR that final punch list is complete, and the Contract is fully satisfied
2. Consent of Surety for Final Payment provided
3. Final HUB-PAR submitted in good order
4. All Change Orders have been executed
5. Affidavit of all payrolls, bill for materials and equipment, subcontracted work and other indebtedness has been paid.
6. Provide all documentation establishing payment or satisfaction of all obligations noted in item 5 above
7. A/E certified that final payment application in good order
 - Provide back-up documentation for this item.

Appendix 9 Final Report Form



FINAL REPORT FOR

Name of Project
Name of Component

PROJECT DESCRIPTION:

In three to four sentences provide a brief scope of work, name of A/E, name of contractor, the substantial completion date and the final acceptance date. Please adjust the lines and text boxes throughout this form to fully display your information prior to submission to the System Administration.

FINANCIAL INFORMATION:

Project Line	Approved BOR Budget	Commitments	Adjustments	Change Orders	Final Amount
Construction Cost Limitation	\$ -		\$ -	\$ -	\$ -
Contingency				\$ -	\$ -
Architect/Engineering				\$ -	\$ -
Owner Services				\$ -	\$ -
Other				\$ -	\$ -
Total	\$ -	\$ -	\$ -	\$ -	\$ -

LIQUIDATED DAMAGES/SETTLEMENTS:

CHANGE ORDERS:

No.	Description	Amount	Time Adjustment
Total		\$ -	0

HUB PARTICIPATION:

Percent: %

Amount: \$0

SCHEDULE INFORMATION:

Project Time Line		Comments/Notes for Project Time Line:
Construction Commencement Date	1/0/1900	
Original Duration (days)	365	
Change Order Adjustments	0	
Liquidated Damage Adjustments (days)	0	
Contract Completion Date	12/30/1900	
Actual Completion Date	1/0/1900	
Difference Between Contract	365	

BUILDING PERFORMANCE/SUSTAINABILITY EVALUATION OR GENERAL COMMENTS:

ARCHITECT/ENGINEER EVALUATION:

CONTRACTOR EVALUATION:

APPROVAL BY ALL AUTHORITIES HAVING JURISDICTION:

Rev. 10.21.2019

Appendix 10 Current Building Codes, Standards and Associations

AASHTO	American Association of State Highway and Transportation Officials
ACCA	Air Conditioning Contractors of America
ACI	American Concrete Institute
ADA	Americans with Disabilities Act
AISC	American Institute of Steel Construction
ANSI	American National Standards Institute
APWA	American Public Works Association
ASCE	American Society of Civil Engineers
ASHRAE	American Society of Heating, Refrigerating and Air-Conditioning
ASME	American Society of Mechanical Engineers
ASTM	American Society for Testing and Materials
AWC	American Wood Council
AWI	Architectural Woodwork Institute
AWMAFC	Architectural Woodwork Manufacturers Association of Canada
AWPA	American Wood Preservatives Association
AWS	American Welding Society
BHMA	Builders Hardware Manufacturers Association
IAPMO	International Association of Plumbing and Mechanical Officials
IBC	International Building Code
ICC	International Code Council
IEEE	Institute of Electrical and Electronics Engineers
NEBB	National Environmental Balancing Bureau
NFPA	National Fire Protection Association
NRCA	National Roofing Contractors Association
OPL	Omega Point Laboratories
OSHA	Occupational Safety and Health Administration
PHCC	Plumbing-Heating-Cooling Contractors Association
TAS	Texas Accessibility Standards
TCNA	Tile Council of North America
SMACNA	Sheet Metal and Air Conditioning Contractors' National Association
UL	Underwriters Laboratories

Appendix 11 Glossary of Acronyms Used in System Planning and Construction Policy Documents

A/E	Architect/Engineer
CIP	Capital Improvements Program
CMA	Construction Manager-Agent
CMP	Campus Master Plan
CM-R	Construction Manager-at-Risk
CPM	Critical Path Method
CSI	Construction Specifications Institute
CSP	Competitive Sealed Proposals
DB	Design-Builder or Design-Build
DBB	Design-Bid-Build
DD	Design Development
GMP	Guaranteed Maximum Price
HEAF	Higher Education Assistance Funds
HUB	Historically Underutilized Business
HVAC	Heating, Ventilation and Air Conditioning
JOC	Job Order Contract
NTP	Notice to Proceed
O&M	Operations and Maintenance
ODR	Owner's Designated Representative
ODSR	Owner's Designated Site Representative (Component representative)
POC	Point of Contact
RFP	Request for Proposals
RFQ	Request for Qualifications
THECB	Texas Higher Education Coordinating Board
TRB	Tuition Revenue Bond
TSUS	Texas State University System
VC/CFO	Vice Chancellor and Chief Financial Officer

TSUS: Agreement with Sightlines, LLC

The contract commencing on or around December 1, 2020, for facilities conditions assessment services between Texas State University System and Sightlines, LLC. in an amount not to exceed \$2,000,000 is approved.

Explanation

Parties to the Contract:	Texas State University System and Sightlines, LLC
Subject Matter of the Contract:	Facilities condition assessment services.
Purpose:	To provide a 3 rd party assessment of the condition of component facilities.
Price:	Not to exceed \$2,000,000.
Duration:	Up to 5 years.
Amendments:	None.
Source of Funding:	Institutional Funds
Review Statement:	Texas State University System affirms that prior to its execution, the contract will be submitted for review by the Vice Chancellor and Chief Financial Officer and the Vice Chancellor and General Counsel.
Form 1295 Statement:	Texas State University System affirms that Sightlines, LLC will complete the Form 1295 – Certificate of Interested Parties prior to the execution of the contract and will acknowledge the Certificate using the Texas Ethics Commission’s online system.

CONSENT – RULES AND REGULATIONS

TSUS: Approval of Rules and Regulations

The attached, proposed revisions to the Texas State University System *Rules and Regulations* are approved.

Explanation

Although the Board typically considers revisions to its *Rules and Regulations* at its May meeting, in order to comply with the provisions of the Texas *Education Code*, changes are required to the System's *Rules* relating to faculty grievances of non-renewal or termination of employment.

Attached hereto are the recommended changes for the Board's consideration. It should be noted that the attachment contains an explanation of the changes contained therein.

The Rules changes being considered relate to:

1. Contracts Motions and Contract Reviews
2. Employee Grievances Concerning Wages, Hours of Work, or Conditions of Work
3. Faculty Grievances of Non-renewal or Termination of Employment

PARAGRAPH 3.1 OF CHAPTER III
ON PAGE III-9

CHAPTER III. SYSTEM-COMPONENT OPERATIONS

3. LEGAL AFFAIRS.

* * *

The following items shall be subject to review, approval, and/or monitoring by the Vice Chancellor and General Counsel or his or her designee prior to execution or implementation:

- 3.1 All motions for Component contracts and agreements (as defined in *Chapter III, Paragraphs 1.11 and 1.12*) must conform to the format requirements set forth in Paragraphs 10.4 and 10.5 of this Chapter, and shall be reviewed by the Vice Chancellor and General Counsel and Vice Chancellor and Chief Financial Officer prior to their submission to the Board of Regents. The subject contract or agreement, once authorized, must be reviewed and approved as required in Paragraphs 10.4 and 10.5. Other contracts and agreements involving the Components may be reviewed at the discretion of the Component or as requested by the Vice Chancellor and General Counsel. The Board may postpone consideration of a motion for a contract to a subsequent meeting to enable the Board an opportunity to review and discuss the contract document.

Explanation

This change clarifies that a motion for a Board-level contract must be reviewed by the Vice Chancellor and General Counsel and Vice Chancellor and Chief Financial Officer and must contain essential details of the transaction at the time the motion is submitted to the Board for authorization. The essential details are set forth in Chapter III, Paragraphs 10.4 and 10.5. The change further clarifies that a motion for contract may be postponed to a subsequent board meeting at the discretion of the board if it wishes an opportunity to review and discuss the actual contract document. Finally, the change clarifies that the subsequent contract or agreement must be reviewed and recommended by the Vice Chancellor and Chief Financial Officer, and approved as to legal form by the Vice Chancellor and General Counsel prior to said contract or agreement being presented to the Chancellor for signature.

This amendment conforms with current practice.

PARAGRAPH 2.14 OF CHAPTER V
ON PAGE V-4

CHAPTER V. COMPONENT PERSONNEL

2. GENERAL.

2.1 Employment.

* * *

2.14 Grievances. Every employee of each Component, individually or through a representative that does not claim the right to strike, shall be entitled to present grievances to a hearing officer designated by the President concerning such employee's wages, hours of work, or conditions of work. Such grievances shall not involve formal hearings.

2.141 If the grievance involves an allegation of discrimination and the hearing officer finds that the grievant has established a *prima facie* case, the hearing officer shall provide the administration an opportunity to respond to the claims; determine whether the administration has stated a nondiscriminatory reason for its decision; and ~~so~~ advise the President of his or her findings, who shall make the final decision regarding the grievance. A prima facie case is one presenting facts or documents that, so far as can be judged from first disclosure, would create a presumption of validity in the absence of response, contradiction or rebuttal by the Component. Unsubstantiated allegations shall not be sufficient to establish a prima facie case.

2.142 For all matters involving sexual misconduct, refer to the Texas State University System Sexual Misconduct Policy.

2.143 At Components that have an office specifically charged with hearing claims of discrimination, the hearing officer shall refer such claims to that office and advise the President or his or her designee of the referral. The President or his or her designee shall make the final decision regarding the matter.

Explanation

This proposed rule provides guidance to the grievant, the administration and the hearing officer as to the evidence required to either sustain a grievance or warrant its dismissal.

PARAGRAPHS 4.443 AND 4.444 OF CHAPTER V
ON PAGES V-16 AND 17

CHAPTER V. COMPONENT PERSONNEL

4. FACULTY.

* * *

4.4 Faculty Grievances of Non-renewal or Termination of Employment.

* * *

4.443 The hearing officer may not recommend changing the administration's action regarding non-renewal or termination of employment unless the grieving faculty member establishes a *prima facie* case ~~—that is, presents evidence sufficient to establish a claim in the absence of rebuttal by the Component—~~ that he or she has been denied a right guaranteed by the constitutions or laws of the United States or of the State of Texas. A *prima facie* case is one presenting facts or documents that, so far as can be judged from first disclosure, would create a presumption of validity in the absence of response, contradiction or rebuttal by the Component. Unsubstantiated allegations shall not be sufficient to establish a *prima facie* case.

4.444 If ~~he or she~~ the hearing officer finds that the grievant has established a *prima facie* case, the hearing officer shall provide the administration an opportunity to respond to the claims; determine whether the administration has stated a non-discriminatory reason for its decision; and ~~so~~ advise the President of his or her findings.

Explanation

The Texas *Education Code* provides faculty members, whose employment has been terminated or non-renewed, an informal grievance before a hearing officer appointed by the president. This proposed rule provides guidance to the grievant, the administration and the hearing officer as to the evidence required to either sustain a grievance or warrant its dismissal.

CONSENT – CONTRACTS

LU: Fourth Amendment to Agreement with Academic Partnerships, LLC

The Fourth Amendment to the Amendment and Renewal of the Service Agreement between Lamar University and Academic Partnerships, LLC., for the services relating to the marketing, recruiting and promotion of mutually agreed upon online programs, is approved.

Explanation

Parties to the Contract:	Lamar University and Academic Partnerships, LLC (“AP”).
Subject Matter of the Contract:	Fourth Amendment to the existing Amendment and Renewal of the Service Agreement.
Purpose of Amendment:	The Amendment will implement the following changes: <ol style="list-style-type: none">1. <u>Term Revisions</u><ul style="list-style-type: none">• Extend the term from ending June 2022 to June 30, 2027, with an optional 3 year renewal.2. <u>Payment Revisions</u><ul style="list-style-type: none">• Re-defining Lamar University’s Corporate Partners• Reducing AP’s revenue percentage from 38% to 25% for course work offered to University’s Corporate Partners3. <u>Addendum Revisions</u><ul style="list-style-type: none">• Revising Addendum A to incorporate the Program and/or Degrees listed in:<ul style="list-style-type: none">○ Addendum B dated September 2, 2020 and○ Addendum C dated September 3, 2020, and,○ Deleting Addendums B and C.
Duration:	The Agreement is effective August 1, 2014, and will terminate on June 30, 2027, unless extended.
Amendments:	N/A
Source of Funding:	Designated Funds
Review Statement:	LU hereby affirms that the contract will be reviewed and approved by the Vice Chancellor and Chief Financial Officer and approved as to legal form by the Vice Chancellor and General Counsel.
Form 1295 Statement:	LU verifies that Academic Partnerships, LLC. will submit Form 1295 – Certificate of Interested Parties, and LU has acknowledged the Certificate using the Texas Ethics Commission’s online system.

SHSU: Agreement with Van Wagner Sports & Entertainment LLC

The agreement for services related to multi-media rights (sponsorship, broadcasting, and advertising) for any existing and new Athletic Department multi-media inventory between Sam Houston State University and Van Wagner Sports & Entertainment LLC, to commence on December 1, 2020, for an initial term of five (5) years with the option to extend for five (5) additional years, provided certain revenue thresholds are met, is approved.

Explanation

Objective:	To reflect changes to the Motion presented to the Board in August 2020 for automatic five-year extension based on vendor performance and associated changes to value.
Parties to the Contract:	Sam Houston State University and Van Wagner Sports & Entertainment LLC, Collegiate Services Division.
Subject Matter of the Contract:	Management of multi-media rights and marketing for Sam Houston State University Department of Athletics procured through a competitive Request for Proposal.
Purpose:	To promote and maximize the commercial value of the University's Athletic events, facilities, and other intercollegiate athletic activities and to increase revenue generated by sponsorships, advertising, and broadcasting.
Price:	Revenue sharing of income generated by sales of Athletic sponsorships, advertising, and broadcasting. Compensation to SHSU and Van Wagner is based upon a tiered schedule of income: First tier: Van Wagner shall retain gross revenues equal to the approved expenses for each contract year. Second tier: After expenses are paid, Van Wagner shall pay SHSU the following \$125,000 of net revenues for the contract year. Third tier: Van Wagner shall retain 20% of the next \$400,000 and pay SHSU 80% of net revenues generated in the contract year. Fourth tier: Thereafter, Van Wagner will retain 40% and pay SHSU 60% of net revenues in a contract year.

The initial term, plus any potential extensions, are estimated to generate revenue in the amount of \$5,447,000, with an additional \$3,010,000 in barter.

- Duration:** This Agreement shall terminate November 30, 2025.
- Amendments:** One automatic five-year performance-based renewal provided certain monetary thresholds based on sponsorship sales are met.
- Source of Funding:** Shared revenue generated by multi-media marketing, promotional, broadcasting, sponsorship, and advertising for the Department of Athletics.
- Review Statement:** Sam Houston State University hereby affirms that the contract will be submitted for review and approval by the Vice Chancellor and Chief Financial Officer and approval as to legal form by the Vice Chancellor and General Counsel.
- Form 1295 Statement:** Sam Houston State University verifies that it will require the vendor to submit a Form 1295 – Certificate of Interested Parties, and will acknowledge the Certificate using the Texas Ethics Commission’s online filing system.

TXST: Contract for Janitorial Products and Supplies with ABCO Paper Co.

The contract commencing December 1, 2020, for janitorial products and supplies between Texas State University and ABCO Paper Co. in an amount projected to be \$1,250,000, is approved.

Explanation

Parties to the Contract:	Texas State and ABCO Paper Co.
Subject Matter of the Contract:	Purchase of products related to janitorial supplies.
Purpose:	This agreement with ABCO Paper Co. is to provide products and supplies to the university to support the facilities custodial department.
Price:	Five-year cost projection of \$1,250,000.
Duration:	This agreement shall terminate November 30, 2023.
Amendments:	Two one-year renewal options upon mutual agreement of the parties.
Source of Funding:	Local Institutional Funds
Review Statement:	Texas State University affirms that prior to its execution, the contract will be submitted for review by the Vice Chancellor and Chief Financial Officer and the Vice Chancellor and General Counsel.
Form 1295 Statement:	Texas State University affirms that ABCO Paper Co. will complete the Form 1295 – Certificate of Interested Parties prior to the execution of the contract and will acknowledge the Certificate using the Texas Ethics Commission’s online system.

TXST: Contract for Promotional and Branded Items with AJL Advertising

The contract commencing December 1, 2020, for promotional and branded items between Texas State University and AJL Advertising in an amount projected to be \$2,000,000, is approved.

Explanation

Parties to the Contract:	Texas State University and AJL Advertising
Subject Matter of the Contract:	Promotional and branded items procured through a competitive Request for Proposal.
Purpose:	Provide Promotional and Branded Items
Price:	Five-year cost projection is \$2,000,000.
Duration:	This agreement shall terminate November 30, 2022.
Amendments:	Three one-year renewal options upon mutual agreement of the parties.
Source of Funding:	Local Institutional Funds
Review Statement:	Texas State University affirms that prior to its execution, the contract will be submitted for review by the Vice Chancellor and Chief Financial Officer and the Vice Chancellor and General Counsel.
Form 1295 Statement:	Texas State University affirms that AJL Advertising will complete the Form 1295 – Certificate of Interested Parties prior to the execution of the contract and will acknowledge the Certificate using the Texas Ethics Commission's online system.

TXST: Contract for Promotional and Branded Items with Caprice Productions

The contract commencing December 1, 2020, for promotional and branded items between Texas State University and Caprice Productions, Inc. in an amount projected to be \$2,000,000, is approved.

Explanation

Parties to the Contract:	Texas State University and Caprice Productions
Subject Matter of the Contract:	Promotional and branded items procured through a competitive Request for Proposal.
Purpose:	Provide Promotional and Branded Items
Price:	Five-year cost projection is \$2,000,000.
Duration:	This agreement shall terminate November 30, 2022.
Amendments:	Three one-year renewal options upon mutual agreement of the parties.
Source of Funding:	Local Institutional Funds
Review Statement:	Texas State University affirms that prior to its execution, the contract will be submitted for review by the Vice Chancellor and Chief Financial Officer and the Vice Chancellor and General Counsel.
Form 1295 Statement:	Texas State University affirms that Caprice Productions will complete the Form 1295 – Certificate of Interested Parties prior to the execution of the contract and will acknowledge the Certificate using the Texas Ethics Commission's online system.

TXST: Contract Between Edwards Aquifer Authority, City of San Marcos, and Texas State University Concerning the Edwards Aquifer Authority Habitat Conservation Plan Program

Texas State University is authorized to execute a contract between Edwards Aquifer Authority, City of San Marcos, and Texas State University concerning the Edwards Aquifer Authority Habitat Conservation Plan Program.

Explanation

Parties to the Interlocal Contract:	Edwards Aquifer Authority (EAA), City of San Marcos (City) and Texas State University (University).
Description of the Interlocal Contract:	The Contract between the EAA, the City and the University for program funding associated with implementation of the Edwards Aquifer Authority Habitat Conservation Plan Program, required by Section 10(a)(2)(A) of the Endangered Species Act. The contract establishes the requirements for reimbursement of funds from the Program account as necessary for the implementation of the conservation measures or other program activities described as the responsibility of the City or University.
Proposed Service:	The Edwards Aquifer Authority Habitat Conservation Plan Program has four objectives: removal of non-native plants, Texas wild rice enhancement, removal of floating plants, and management of key recreation areas.
Price:	Texas State University's costs and expenses will not exceed \$2,830,317; additionally, Texas State University will be reimbursed for allowable costs and expenses up to \$2,830,317.
Duration:	January 1, 2021, to March 31, 2028.
Source of Funding:	The project will be funded by the EAA through the City with reimbursement to the University for allowed expenses incurred.
Review Statement:	Texas State University affirms the contract has been submitted for review by the Vice Chancellor and Chief Financial Officer and the Vice Chancellor and General Counsel.

Form 1295 Statement:

N/A

TXST: Contract with Priority Personnel, Inc.

Texas State University is authorized to increase the current contract cap to \$4,900,000 for the existing contract originally commencing September 1, 2016, for a term not to exceed five years, between Texas State University and Priority Personnel, Inc., for temporary personnel/skilled labor.

Explanation

Parties to the Contract:	Texas State University and Priority Personnel, Inc.
Subject Matter of the Contract:	Original Board Motion in August 2016 has a not to exceed amount of \$3,000,000. This request is to increase the not to exceed amount to \$4,900,000.
Purpose:	Texas State University awarded two temporary personnel/skilled labor contracts in August of 2016. At the time of award, both vendors were expected to evenly split their provided services. During the term of the contracts, Priority Personnel, Inc. has been utilized more than the other awarded vendor (Keystaff, Inc.). The current spend under Keystaff, Inc. is about \$900,000. Current departments utilizing Priority Personnel have reaffirmed the benefits of using Priority Personnel including great customer service. This contract will be on its final renewal with an expiration of August 31, 2021.
Price:	Increase of Board Motion amount from \$3,000,000 to \$4,900,000.
Duration:	Last renewal option of contract from September 1, 2020, to August 31, 2021.
Amendments:	Amendment One – Exercised renewal option one of two to extend expiration date from August 31, 2019, to August 31, 2020.
Source of Funding:	Local Institutional Funds
Review Statement:	Texas State University affirms that prior to the execution of the contract, this will be reviewed by the Vice Chancellor and Chief Financial Officer and the Vice Chancellor and General Counsel.

Form 1295 Statement:

Texas State University affirms that Priority Personnel Inc., will complete the Form 1295 – Certificate of Interested Parties prior to the execution of the contract and will acknowledge the Certificate using the Texas Ethics Commission's online system.

TXST: Contract for Promotional and Branded Items with Rivercity Sportswear

The contract commencing December 1, 2020, for promotional and branded items between Texas State University and Rivercity Sportswear, LLC in an amount projected to be \$2,000,000, is approved.

Explanation

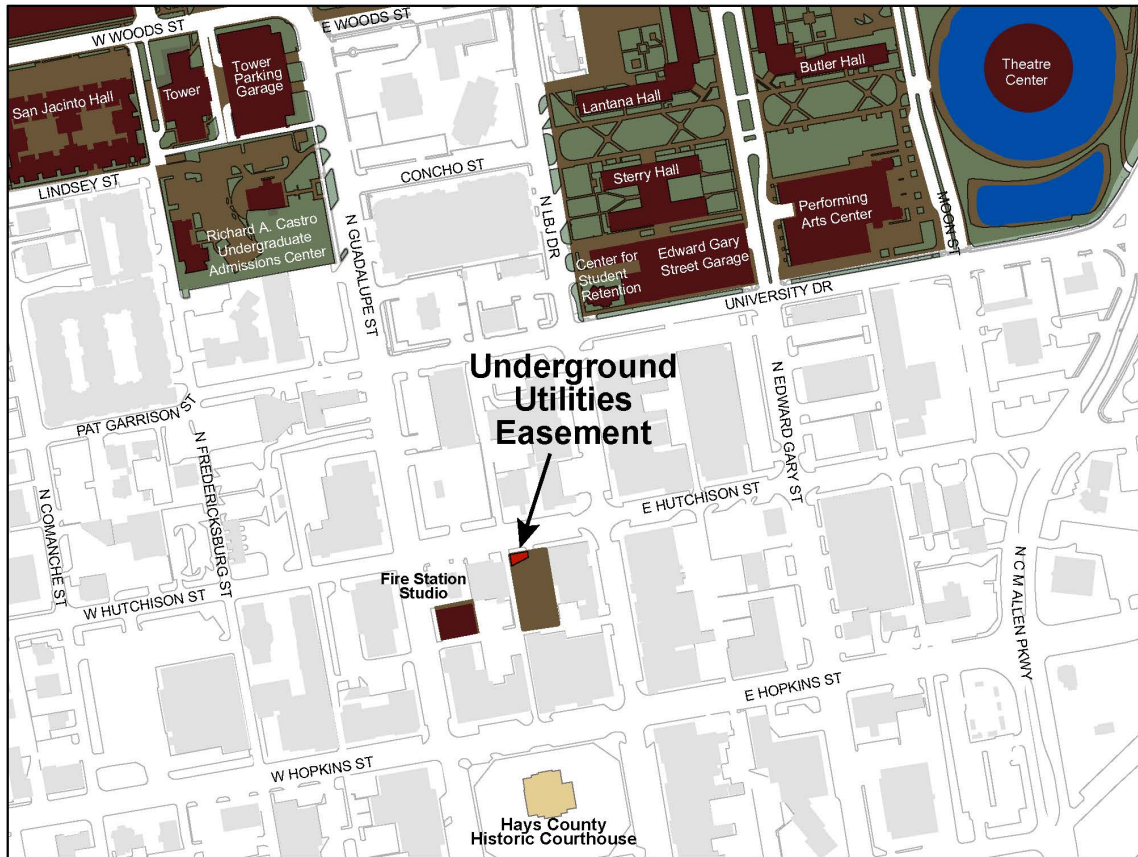
Parties to the Contract:	Texas State University and Rivercity Sportswear
Subject Matter of the Contract:	Promotional and branded items procured through a competitive Request for Proposal.
Purpose:	Provide Promotional and Branded Items
Price:	Five-year cost projection is \$2,000,000.
Duration:	This agreement shall terminate November 30, 2022.
Amendments:	Three one-year renewal options upon mutual agreement of the parties.
Source of Funding:	Local Institutional Funds
Review Statement:	Texas State University affirms that prior to its execution, the contract will be submitted for review by the Vice Chancellor and Chief Financial Officer and the Vice Chancellor and General Counsel.
Form 1295 Statement:	Texas State University affirms that Rivercity Sportswear will complete the Form 1295 – Certificate of Interested Parties prior to the execution of the contract and will acknowledge the Certificate using the Texas Ethics Commission's online system.

TXST: Easement Agreement with City of San Marcos

Texas State University is authorized to grant a utility easement to the City of San Marcos and execute all documents and instruments necessary to carry out this transaction, subject to approval as to legal form by the Vice Chancellor and General Counsel.

Explanation

Parties to the Easement:	Texas State University (University) and City of San Marcos (City)
Description of the Easement:	The easement requested by the City will be used for underground utilities. This easement will encompass 300 square feet in the University-owned parking lot on East Hutchison Street.
Proposed Service:	The City currently has a construction project underway in the downtown area to provide underground utilities to San Marcos businesses and residents.
Price:	An appraisal has been ordered. The appraisal will not be completed prior to the November Board of Regents meeting. The City will pay the University the amount of the appraisal for the easement or provide the University services that are equal in value to the amount of the appraisal in exchange for execution of the easement.
Duration:	Perpetual.
Source of Funding:	This is revenue or value in kind that will be determined by an appraisal.
Review Statement:	Texas State University affirms that the easement will be reviewed and approved by the Vice Chancellor and Chief Financial Officer and will be approved as to legal form by the Vice Chancellor and General Counsel.
Form 1295 Statement:	Not applicable.



TXST: Interlocal Agreement Between City of San Marcos and Texas State University Concerning the Edwards Aquifer Authority Habitat Conservation Plan Program

Texas State University is authorized to enter into an Interlocal Agreement with the City of San Marcos concerning the Edwards Aquifer Authority Habitat Conservation Plan Program.

Explanation

Parties to the ILA:	City of San Marcos (City) and Texas State University (University)
Description of the ILA:	The Interlocal Agreement (ILA) between the City and the University authorizes the University to bill the City, (an authorized recipient of reimbursements from the Edwards Aquifer Authority), for reimbursement of expenses associated with implementation of the Edwards Aquifer Authority Habitat Conservation Plan Program. The City will employ a full time Conservation Planning Manager to coordinate planning, implementation and reimbursement efforts and the University will pay half the Manager's salary and benefits in exchange for the Manager's consultation services to the University on matters involving the San Marcos River and associated watersheds. The City and University will agree annually and in writing on the projects requiring the Manager's consultation services.
Proposed Service:	The Edwards Aquifer Authority Habitat Conservation Plan Program has four objectives: removal of non-native plants, Texas wild rice enhancement, removal of floating plants, and management of key recreation areas. This ILA will help the City and University achieve these objectives.
Price:	Half the annual salary and benefits for the Conservation Planning Manager not to exceed \$560,000 over the duration of the ILA.
Duration:	January 1, 2021, to March 31, 2028.
Source of Funding:	Funding for the Conservation Planning Manager will be from Designated Method fund.

Review Statement:

Texas State University affirms that prior to its execution, the Interlocal Agreement will be submitted for review by the Vice Chancellor and Chief Financial Officer and the Vice Chancellor and General Counsel.

Form 1295 Statement:

N/A

CONSENT - PERSONNEL

TSUS: Faculty Matters

Recommendation

The proposed personnel actions regarding faculty for the Texas State University System components are approved.

Background

In accordance with the System *Rules and Regulations, Chapter III, Section 1.2 Faculty Matters*, the following actions shall be submitted to the Board of Regents for approval.

**PERSONNEL REPORT - LAMAR UNIVERSITY
November 2020**

FACULTY PERSONNEL CHANGES

RESIGNATION

1. Aronson, Elizabeth; Instructor, Psychology, effective August 21, 2020.
2. Bailey, Jesse; Instructor, Mathematics, effective May 31, 2020.
3. Hieb, Cameron; Instructor, Health & Kine, effective May 31, 2020.
4. Martin, Jessica; Assistant Professor, Counseling, effective August 31, 2020.
5. Moore, Donald; Instructor, English and Modern Languages, effective August 31, 2020.
6. Wright, Steven; Assist Professor, Deaf Stud/Ed, effective July 30, 2020.

RETIREMENT

1. Allen, Charles Larry; Professor, Economics & Finance, effective May 31, 2020.
2. Barnes, Cynthia; Professor, Information Systems & Analysis, effective May 31, 2020.
3. Choi, Jai-Young; Professor, Economics & Finance, effective May 31, 2020.
4. Godkin, Roy Lynn; Professor, Management & Marketing, effective May 31, 2020.
2. Karahouni, Ismail; Instructor, Mathematics, effective August, 31, 2020.
3. Loges, Max; Professor, English and Modern Languages, effective June 31, 2020.
4. Lumpkin, Richard; Associate Professor, Chem/BioChem, effective August 31, 2020.
5. Shoefstall, Sherri; Instructor, Psychology, effective December 31, 2020.

LEAVE OF ABSENCE

1. Barzegaranbaboli, Mohammadreza: Associate, Electrical, return from faculty develop leave, effective September 1, 2020.
2. Carter, Keith; Professor, Art/Design, begin FMLA, effective September 1, 2020.
3. Fan, Xuejun; Professor, Mechanical, return from faculty develop. leave, effective September 1, 2020.
4. Greenidge, Wendy Lou; Associate Professor, Counseling; begin FMLA, effective August 17, 2020.
5. Tadmor, Rafael; Professor, Chemical, returned from leave without pay, effective September 1, 2020.
6. Warren, Leslie; Instructor, Comm/Media, begin FMLA, effective September 1, 2020.

FACULTY APPOINTMENTS, New (N) and Renewal (R)

Name	Deg	Rank	Department	%FTE	Salary	Period
COLLEGE OF ARTS & SCIENCES						
R Allison, Amanda	MA	Adjunct	Earth/Space Sci	.93	\$14,000	Fall 2020
R Armacost, James	PhD	Assoc Prof	Biology	.50	\$10,710	SU 2020
R Aronson, Elizabeth	PhD	Instructor	Psychology	.50	\$13,394	SU 2020
R Aronson, Elizabeth	PhD	Adjunct	Psychology	.40	\$8,000	Fall 2020
R Bahrim, Cristian	PhD	Professor	Physics	.33	\$8,152	SU 2020
R Bean, Christy	MA	Adjunct	Chem/BioChem	.53	\$8,000	Fall 2020
R Brewer, Timothy	LLD	Adjunct	Soc/SW/CJ	.40	\$6,000	Fall 2020
R Bryan, Jimmy	PhD	Professor	History	.25	\$5,789	SU 2020
R Carona, Ken	MA	Adjunct	Psychology	1.0	\$15,000	Fall 2020
R Chandrasekaran, Perumalreddy	PhD	Assoc Prof	Chem/BioChem	.50	\$10,864	SU 2020
R Christensen, Ana	PhD	Assoc Prof	Biology	.50	\$13,402	SU 2020
R Clanahan, Michael	MA	Adjunct	Biology	.07	\$1,000	Fall 2020
R Collins, Maegan	MA	Instructor	Political Science	.50	\$7,663	SU 2020
R Curl, Eileen	PhD	Professor	Nursing	8.33	\$3,520	SU 2020
R Davis, Mary	PhD	Adjunct	Soc/SW/CJ	.40	\$6,000	Fall 2020
R Ellis, Susan	MA	Adjunct	Earth/Space Sci	.20	\$6,000	Fall 2020
R Ervin, Mel	MA	Instructor	Applied Arts/Sci	.25	\$3,512	SU 2020
R Forret, Jeffrey	PhD	Professor	History	.25	\$6,435	SU 2020
N Frelot, Jeanell	MA	Instructor	Nursing	1.0	\$56,000	2020-21
R Friesz, Gregory	PhD	Adjunct	Nursing	.20	\$3,000	Fall 2020
R Garza, Andrew	MA	Adjunct	Psychology	.40	\$6,000	Fall 2020
R Garza, Andrew	MA	Adjunct	Psychology	.40	\$6,000	Fall 2020
R Gutierrez, Miguel	PhD	Adjunct	Political Sci	.20	\$3,000	Fall 2020
R Hale, Regina	PhD	Assist. Prof	Nursing	8.33	\$2,280	SU 2020
R Hays, Jacqueline	MA	Adjunct	English//M Lang	.30	\$6,000	Fall 2020
R Hillin, Sara	PhD	Assoc. Prof	English/M Lang	.25	\$5,410	SU 2020
R Hoch, Matthew	PhD	Assoc Prof	Biology	.50	\$16,657	SU 2020

N	Hodges, Jonathan	MA	Instructor	Mathematics	1.0	\$47,000	2020-21
R	Kang, Kyeong	PhD	Adjunct	Mathematics	.27	\$4,000	Fall 2020
R	Katz, Jodi	PhD	Instructor	Psychology	1.0	\$60,706	2020-21
R	Kish-Molina, Marilyn	PhD	Instructor	Biology	.50	\$7,318	SU 2020
R	Lou, Ming	PhD	Instructor	Physics	.46	\$8,001	SU 2020
N	Loya-Boggs, April	MA	Instructor	Soc/SW/CJ	1.0	\$51,000	2020-21
R	Maesumi, Mohsen	PhD	Assoc. Prof	Mathematics	.50	\$14,638	SU 2020
R	Mahfood, Valerie	PhD	Adjunct	Soc/SW/CJ	.40	\$6,000	Fall 2020
R	Makki, Kami	PhD	Professor	Computer Sci	.33	\$5,000	Fall 2020
R	Malley, Wendi	MA	Adjunct	Mathematics	.20	\$3,000	Fall 2020
N	Marken, Alys	MA	Instructor	Mathematics	1.0	\$52,000	2020-21
R	Mayper, Theresa	MA	Instructor	Applied Arts/Sci	.25	\$3,512	SU 2020
R	McAfee, Nancye	PhD	Instructor	Nursing	33.33	\$8,577	SU 2020
N	Miller, Warren	PhD	Instructor	Soc/SW/CJ	1.0	\$60,000	2020-21
N	Phillips, Aaron	MA	Instructor	Mathematics	1.0	\$47,000	2020-21
N	Properzi, Gabriela	MA	Adjunct	English/M Lang	.20	\$3,000	Fall 2020
R	Pyne, Matthew	PhD	Assist Prof	Biology	.17	\$3,511	SU 2020
R	Retamales, Jaime	PhD	Visit. Assis. Prof	English/M Lang	.25	\$4,076	SU 2020
R	Scheidemandel, Jeferson	MA	Instructor	Psychology	.25	\$3,005	SU 2020
N	Silvy, Elizabeth	PhD	Adjunct	Biology	.67	\$10,000	Fall 2020
R	Smith, Tad	MA	Adjunct	Soc/SW/CJ	.40	\$6,000	Fall 2020
N	Steely, Bethany	MA	Instructor	Nursing	1.0	\$56,000	FY 20-21
R	Steely, Bethany	MA	Adjunct	Nursing	.50	\$5,600	SU 2020
R	Stelly, Karen	MA	Adjunct	Earth/Space Sci	.27	\$4,000	Fall 2020
R	Tahaney, Craig	LLD	Instructor	Political Science	.25	\$4,118	SU 2020
R	Tucker, Carla	MA	Adjunct	Earth/Space Sci	.41	\$6,000	Fall 2020
R	Twagirayezu, Sylvestre	PhD	Assist Prof	Chem/BioChem	.50	\$9,340	SU 2020
R	Yera, Greg	MA	Adjunct	Computer Sci	.27	\$4,000	Fall 2020
R	Zhang, Jing	PhD	Assist Prof	Computer Sci	.25	\$7,760	SU 2020

COLLEGE OF BUSINESS

R	Bellard, Quentin	MBA	Adjunct	BUSI	.40	\$8,000	Fall 2020
R	Booth, Kara	MBA	Adjunct	BUSI	.40	\$8,000	Fall 2020
R	Dyson, Brent	MBA	Adjunct	BUSI	.20	\$4,000	Fall 2020
R	Escamilla, Craig	MBA	Adjunct	BUSI	.20	\$4,000	Fall 2020
N	Hidalgo, Tricia	MBA	Adjunct	BUSI	.20	\$4,000	Fall 2020
N	Large, Jennifer	MBA	Asst Prof	SAIS	1.0	\$120,000	2020-21
R	Majdalani, Joseph	Deng	Adjunct	BUSI	.20	\$4,000	Fall 2020
R	Nelson, Melinda	MBA	Adjunct	SAIS	1.0	\$20,000	Fall 2020
R	Pipkins, David	MBA	Adjunct	BUSI	.20	\$5,000	Fall 2020
N	Sapozhnikov, Margaret	JD	Adjunct	SAIS	.40	\$8,000	Fall 2020
N	Schatz, George	MS	Adjunct	BUSI	.25	\$5,000	Fall 2020
R	Shah, Karika	MBA	Adjunct	SAIS	.20	\$4,000	Fall 2020
R	Simmons, Elizabeth	MBA	Adjunct	SAIS	.20	\$4,000	Fall 2020
R	Tang, Wan-Wei	MS	Adjunct	BUSI	.40	\$8,000	Fall 2020
N	Wagner, Robert	PhD	Adjunct	SAIS	.20	\$4,000	Fall 2020
N	Walters, Clint	MBA	Adjunct	BUSI	.20	\$3,950	Fall 2020
N	Warren, Joseph Donald	PhD	Prof/Chair	SAIS	1.0	\$112,000	2020-21
R	Zimmerman, Ellen	PhD	Adjunct	BUSI	.20	\$5,000	Fall 2020

COLLEGE OF EDUCATION & HUMAN DEVELOPMENT

R	Aguilar, Amanda	MS	Adjunct	Health & Kine	.40	\$6,000	Fall 2020
R	Ashley, Candice	PhD	Adjunct	Counseling	.40	\$6,000	Fall 2020
N	Barron, Cheryl	EdD	Adjunct	Ed Leadership	.10	\$3,200	Fall 2020
R	Beagle, Steven	EdD	Adjunct	Ed Leadership	.10	\$3,200	Fall 2020
R	Beagle, Steven	EdD	Adjunct	Ed Leadership	.05	\$1,200	Fall 2020
R	Beck, Don	EdD	Adjunct	Ed Leadership	.10	\$3,200	Fall 2020
R	Beckett, Donica	MS	Adjunct	Health & Kine	.20	\$3,000	Fall 2020
R	Bedard, Susan	EdD	Adjunct	Ed Leadership	.40	\$6,000	Fall 2020
R	Belaire, Christine	PhD	Adjunct	Counseling	.20	\$3,000	Fall 2020
R	Bell, Sane	EdD	Adjunct	Ed Leadership	.10	\$3,200	Fall 2020
N	Bennett, Vivian	EdD	Adjunct	Ed Leadership	.10	\$3,200	Fall 2020
R	Bixler, Sara	PhD	Field Sup	Teacher Ed	.10	\$3,200	Fall 2020
R	Blount, Margie	EdD	Field Sup	Ed Leadership	.10	\$3,200	Fall 2020
N	Bosch, Morghan	EdD	Adjunct	Teacher Ed	.20	\$3,000	Fall 2020
R	Botos, Michelle	PhD	Adjunct	Teacher Ed	1.0	\$55,000	2020-21
R	Brown, Johnny	EdD	Field Sup	Ed Leadership	.10	\$3,200	SU 2020

R	Brown, Johnny	EdD	Field Sup	Ed Leadership	.10	\$3,200	Fall 2020
R	Butaud, Gayle	EdD	Clinic Instr	Teacher Ed	.10	\$2,000	Fall 2020
N	Caballero, Leonardo	EdD	Adjunct	Ed Leadership	.20	\$4,000	Fall 2020
R	Carter, Sharon	MS	Adjunct	Teacher Ed	.40	\$6,000	Fall 2020
N	Carter, Sharon	MS	Field Sup	Teacher Ed	.10	\$3,200	Fall 2020
R	Chamblee, Donna	MS	Field Sup	Counseling	.10	\$6,840	Fall 2020
R	Chambliss, Annette	EdD	Field Sup	Ed Leadership	.10	\$3,200	Fall 2020
R	Chancy, Eric	PhD	Adjunct	Counseling	.20	\$3,000	Fall 2020
R	Chappell, Gregory	EdD	Field Sup	Ed Leadership	.10	\$3,200	Fall 2020
R	Chilek, Daniel	PhD	Assist Prof	Health & Kine	.25	\$6,628	SU 2020
R	Choate, Pamela	MS	Adjunct	Teacher Ed	.40	\$6,000	Fall 2020
R	Christian, Melonie	EdD	Adjunct	Ed Leadership	.10	\$3,200	Fall 2020
N	Cioci, Nickoluas	EdD	Adjunct	Ed Leadership	.20	\$4,000	Fall 2020
R	Collins, Crystal	PhD	Adjunct	Counseling	.20	\$3,000	Fall 2020
R	Colson, Jo Ann	EdD	Adjunct	Ed Leadership	.10	\$3,200	Fall 2020
R	Coots, Megan	MS	Adjunct	Health & Kine	.20	\$3,000	Fall 2020
R	Craig, Emily	EdD	Field Sup	Ed Leadership	.10	\$3,200	Fall 2020
N	Credit, Andre	EdD	Field Sup	Ed Leadership	.10	\$3,200	Fall 2020
R	Cummings, Kenneth	EdD	Adjunct	Ed Leadership	.10	\$3,200	Fall 2020
R	Darby, Donna	MS	Field Sup	Counseling	.10	\$2,160	Fall 2020
R	Deppe, Scott	PhD	Field Sup	Teacher Ed	.10	\$3,200	Fall 2020
R	Drnach, Grace	MS	Adjunct	Health & Kine	.20	\$3,000	Fall 2020
R	Edwards, Travis	EdD	Field Sup	Ed Leadership	.10	\$3,200	Fall 2020
R	Ferguson, Roxanne	MS	Adjunct	Teacher Ed	.20	\$3,000	Fall 2020
R	Flamez, Brande	PhD	Clinic Instr	Counseling	.50	\$10,038	SU 2020
R	Floyd, Darrell	EdD	Field Sup	Ed Leadership	.10	\$3,200	Fall 2020
R	Floyd, Darrell	EdD	Field Sup	Ed Leadership	.05	\$1,200	Fall 2020
R	Fong, Donna	EdD	Field Sup	Teacher Ed	.10	\$3,200	Fall 2020
R	Francisco, Urica	MS	Field Sup	Ed Leadership	.10	\$3,200	SU 2020
R	Francisco, Urica	MS	Field Sup	Teacher Ed	.10	\$9,600	Fall 2020
R	Francisco, Urica	MS	Field Sup	Ed Leadership	.10	\$1,600	Fall 2020
R	Frick, John	EdD	Adjunct	Ed Leadership	.20	\$4,000	Fall 2020
R	Fuller, David	EdD	Adjunct	Ed Leadership	.20	\$4,000	Fall 2020
R	Gauthreaux, Kimberly	MS	Field Sup	Teacher Ed	.10	\$2,000	Fall 2020
R	Gil, Amy	EdD	Field Sup	Ed Leadership	.10	\$3,200	Fall 2020
R	Goodwin, Anitrea	MS	Field Sup	Teacher Ed	.10	\$3,200	Fall 2020
R	Guerra, Lynette	MS	Field Sup	Counseling	.10	\$7,560	Fall 2020
R	Hall, Mary	MS	Field Sup	Ed Leadership	.10	\$3,200	SU 2020
R	Hall, Mary	MS	Field Sup	Teacher Ed	.10	\$9,600	Fall 2020
R	Hall, Mary	MS	Field Sup	Teacher Ed	.10	\$1,600	Fall 2020
R	Handley, Valerie	PhD	Assist Prof	Counseling	.50	\$10,583	SU 2020
N	Harkness, Grace	MS	Instructor	Health & Kine	.40	\$17,238	2020-21
N	Hayes, Shannon	PhD	Adjunct	Teacher Ed	.10	\$3,200	Fall 2020
R	Haynes, Christine	EdD	Adjunct	Ed Leadership	.20	\$4,000	Fall 2020
R	Hebert, Dustin	EdD	Adjunct	Ed Leadership	.20	\$4,000	Fall 2020
R	Hefner-Babb, Theresa	EdD	Adjunct	Teacher Ed	.20	\$3,000	Fall 2020
R	Hestand, Mary	PhD	Adjunct	Counseling	.20	\$3,000	Fall 2020
N	Higgs, James	PhD	Adjunct	Teacher Ed	.20	\$3,000	Fall 2020
R	Holder, Glenda	EdD	Field Sup	Ed Leadership	.10	\$3,200	Fall 2020
R	Hughes-Lynch, Claire	PhD	Adjunct	Teacher Ed	.20	\$3,000	SU 2020
R	Hughes-Lynch, Claire	PhD	Adjunct	Teacher Ed	.60	\$9,000	Fall 2020
R	Hurley, Susan	PhD	Adjunct	Counseling	.20	\$3,000	Fall 2020
R	Hurley, Susan	PhD	Adjunct	Counseling	.20	\$3,000	Fall 2020
R	Hussey, Paula	MS	Field Sup	Teacher Ed	.10	\$2,000	Fall 2020
R	Hyatt, Joanna	PhD	Field Sup	Teacher Ed	.10	\$500	Fall 2020
N	Jackson, Susan	EdD	Field Sup	Ed Leadership	.10	\$3,200	Fall 2020
R	Johnson, Wiley	EdD	Field Sup	Ed Leadership	.10	\$3,200	Fall 2020
R	Jones-Trebatoski, Kathleen	PhD	Adjunct	Counseling	.20	\$3,000	Fall 2020
R	Jordan, Shannon	PhD	Assist Prof	Health & Kine	.25	\$5,260	SU 2020
R	Jordan, Shannon	PhD	Assist Prof	Health & Kine	.25	\$5,260	SU 2020
R	Keeney, Hunter	EdD	Adjunct	Ed Leadership	.20	\$4,000	Fall 2020
R	Lackey, Steven	PhD	Adjunct	Counseling	.60	\$9,000	Fall 2020
R	LaFargue, Shannon	EdD	Adjunct	Ed Leadership	.20	\$4,000	Fall 2020
R	Leach, Sherrie	EdD	Field Sup	Ed Leadership	.10	\$3,200	Fall 2020
N	Lee, Donny	EdD	Field Sup	Ed Leadership	.10	\$3,200	Fall 2020
R	MacGlaughlin, Heidi	EdD	Field Sup	Teacher Ed	.10	\$1,000	Fall 2020
R	Mannino, Gina	EdD	Field Sup	Ed Leadership	.10	\$3,200	Fall 2020
N	Martinez-Perez, Frances	EdD	Field Sup	Ed Leadership	.10	\$3,200	Fall 2020

N	Martinez, Doreen McGee, Snyder	EdD	Field Sup	Ed Leadership	.10	\$3,200	Fall 2020
R	Monalisa	PhD	Adjunct	Counseling	.20	\$3,000	Fall 2020
R	McGough, Kimberly	PhD	Asst Prof	Counseling	.50	\$10,522	SU 2020
R	Meeuwse, Kristi	EdD	Adjunct	Ed Leadership	.25	\$3,000	Fall 2020
N	Milon, Lannie	EdD	Field Sup	Ed Leadership	.10	\$3,200	Fall 2020
R	Moffitt, Bryan	PhD	Adjunct	Counseling	.20	\$3,000	Fall 2020
R	Mohr, John Darrell	PhD	Adjunct	Teacher Ed	.40	\$6,000	Fall 2020
R	Moore, Sandra	EdD	Field Sup	Ed Leadership	.10	\$3,200	Fall 2020
R	Morales, Maria	MS	Adjunct	Health & Kine	.20	\$3,000	Fall 2020
R	Moses, Britani	EdD	Field Sup	Ed Leadership	.10	\$3,200	Fall 2020
R	Mullican, Jeanne	MS	Instructor	Health & Kine	.25	\$3,871	SU 2020
R	Mullican, Jeanne	MS	Instructor	Health & Kine	.25	\$3,871	SU 2020
R	Nikuze, Scholastique	MS	Adjunct	Health & Kine	.40	\$6,000	Fall 2020
R	Padovan, Federico	EdD	Adjunct	Ed Leadership	.40	\$6,000	Fall 2020
R	Parcell, Earl	EdD	Field Sup	Ed Leadership	.10	\$3,200	Fall 2020
N	Patterson, Pamela	MS	Adjunct	Teacher Ed	.20	\$3,000	Fall 2020
R	Paz, David	EdD	Field Sup	Ed Leadership	.10	\$3,200	Fall 2020
N	Pinter, Erika	PhD	Adjunct	Teacher Ed	.20	\$3,000	Fall 2020
R	Podnewich, Christy	MS	Field Sup	Teacher Ed	.10	\$3,200	Fall 2020
R	Quast, Heather	PhD	Adjunct	Counseling	.20	\$3,000	Fall 2020
N	Ramsey, Donna	MS	Adjunct	Teacher Ed	.40	\$6,000	Fall 2020
R	Rascoe, Chane	EdD	Field Sup	Ed Leadership	.10	\$3,200	Fall 2020
N	Reed, Diane	EdD	Field Sup	Ed Leadership	.10	\$3,200	Fall 2020
R	Reed, Julene	EdD	Adjunct	Ed Leadership	.20	\$3,000	Fall 2020
R	Reena, Ismatar	MS	Adjunct	Health & Kine	.20	\$3,000	Fall 2020
R	Reeves, Melinda	EdD	Field Sup	Ed Leadership	.10	\$3,200	Fall 2020
N	Rey, Melanie P	PhD	Adjunct	Teacher Ed	.40	\$6,000	Fall 2020
R	Rhodes, William	EdD	Field Sup	Ed Leadership	.10	\$3,200	Fall 2020
R	Rinando, Connie	MS	Field Sup	Teacher Ed	.10	\$3,200	Fall 2020
R	Robbins, Kristin	MS	Field Sup	Teacher Ed	.10	\$9,600	Fall 2020
R	Sampay-Hawkins, Keicia	EdD	Adjunct	Ed Leadership	.20	\$4,000	Fall 2020
R	Sartor, Teri	PhD	Assist Prof	Counseling	.50	\$10,829	SU 2020
R	Shiver, Sarah	EdD	Adjunct	Ed Leadership	.20	\$4,000	Fall 2020
R	Silva, Susan	EdD	Field Sup	Ed Leadership	.10	\$3,200	Fall 2020
R	Simmons, Jennifer	MS	Adjunct	Nutr, Hosp, and Hum Srvs	.25	\$3,000	Fall 2020
R	Sisk, Dorothy	PhD	Professor	Teacher Ed	.25	\$11,266	SU 2020
R	Snook, Joy Del	PhD	Assist Prof	Counseling	.25	\$5,325	SU 2020
R	Snyder, Scott	EdD	Field Sup	Ed Leadership	.10	\$3,200	Fall 2020
N	Soileau, Christopher B.	EdD	Adjunct	Ed Leadership	.20	\$3,000	Fall 2020
R	Staley, Michelle	EdD	Field sup	Ed Leadership	.10	\$3,200	Fall 2020
R	Still, Maridale	EdD	Adjunct	Ed Leadership	.40	\$6,000	Fall 2020
R	Stone, Melinda	EdD	Field Sup	Ed Leadership	.10	\$3,200	Fall 2020
N	Summers, Rick	EdD	Field Sup	Ed Leadership	.10	\$3,200	Fall 2020
R	Sutton, Jonathan	EdD	Field Sup	Ed Leadership	.10	\$3,200	Fall 2020
R	Sylvan, Yvette	EdD	Field Sup	Ed Leadership	.10	\$3,200	Fall 2020
R	Sylvester, Arthur	EdD	Field Sup	Ed Leadership	.10	\$3,200	Fall 2020
R	Tidwell, Deborah	MS	Field Sup	Counseling	.10	\$10,260	Fall 2020
R	Tucker, Elizabeth	MS	Field Sup	Counseling	.10	\$11,520	Fall 2020
N	Walker, Gabriela	PhD	Adjunct	Teacher Ed	.20	\$3,000	Fall 2020
R	Weeks, D'Adrea	EdD	Adjunct	Ed Leadership	.20	\$4,000	Fall 2020
R	Wenke, Andrea	EdD	Field Sup	Ed Leadership	.10	\$3,200	Fall 2020
R	Williams, Deirdre	EdD	Field Sup	Ed Leadership	.10	\$3,200	Fall 2020
R	Williams, Kaye	EdD	Field Sup	Ed Leadership	.10	\$3,200	Fall 2020
N	Wilson, Tiffany	MS	Adjunct	Nutr, Hosp, and Hum Srvs	.20	\$3,000	Fall 2020
R	Wood, Jane	PhD	Adjunct	Counseling	.20	\$3,000	Fall 2020
R	Ybarra, Barbara	EdD	Field Sup	Ed Leadership	.10	\$3,200	Fall 2020
R	Yoo, Julia	PhD	Assoc Prof	Teacher Ed	.50	\$12,010	SU 2020

COLLEGE OF ENGINEERING

R	Aung, Ken	PhD	Professor	Mech Engr	.50	\$17,174	SU 2020
R	Bryant, Duncan	PhD	Adjunct	Civil/Envir Engr	.07	\$1,667	Fall 2020
R	Curry, James	PhD	Assoc Prof	Indus Engr	.25	\$7,801	SU 2020
N	Fan, Zhe	PhD	Assist Prof	Mech Engr	1.	\$90,000	Fall 2020
R	Li, Yueqing	PhD	Assoc Prof	Indus Engr	.25	\$7,436	SU 2020
R	Lin, Sidney	PhD	Assoc Prof	Chem Engr	.25	\$8,585	SU 2020

R	Majdalani, Joseph	PhD	Adjunct	Civil/Encir Engr	.25	\$5,000	Fall 2020
R	Muller, Gerhardt	MA	Adjunct	Port mgmt.	.20	\$5,000	Fall 2020
R	Papillion, Richshalla	PhD	Adjunct	Indus Engr	.20	\$4,000	Fall 2020
R	Patki, Ajit	DE	Visit Assist	Mech Engr	.25	\$6,008	SU 2020
R	Sekoni, Tosin	PhD	Adjunct	Civil/Envir Engr	.07	\$1,667	Fall 2020
R	Taylor, Jill	MA	Adjunct	Port mgmt	.20	\$5,000	Fall 2020
R	Underdown, Damon	PhD	Adjunct	Indus Engr	.20	\$4,000	Fall 2020
R	Wang, Ruhai	PhD	Professor	Elect Engr	.25	\$9,157	Fall 2020
R	Wang, Ruhai	PhD	Professor	Elect Engr	.25	\$9,157	Fall 2020
R	White, Timothy	BA	Adjunct	Civil/Envir Engr	.07	\$1,667	Fall 2020
R	Wu, Xing	PhD	Assoc Prof	Civil/Envir Engr	.25	\$7,785	SU 2020
R	Xu, Qiang	PhD	Professor	Chem Engr	.25	\$8,872	SU 2020
R	Xu, Qiang	PhD	Professor	Chem Engr	.25	\$8,872	SU 2020
R	Yao, Chun Wei	PhD	Assist Prof	Mech Engr	.25	\$7,887	SU 2020
R	Yao, Chun Wei	PhD	Assist Prof	Mech Engr	.25	\$7,887	SU 2020

COLLEGE OF FINE ARTS & COMMUNICATION

N	Bruce, Jacqueline	PhD	Adjunct	Deaf Stud/Ed	.20	\$3,000	Fall 2020
R	Cathey, Kristyn	MS	Adjunct	Comm/Media	.40	\$6,000	Fall 2020
R	Chyi, Stanley	MA	Adjunct	Music	.22	\$3,700	Fall 2020
N	Cooper, Melonee	MM	Adjunct	Music	.40	\$6,000	Fall 2020
R	Coughlan, Andrew	BS	Adjunct	Comm/Media	.20	\$3,000	Fall 2020
N	Elestwani, Clair	MFA	Visit Instr	Art/Design	1.0	\$50,000	2020-21
N	Engle, Glenda	MM	Adjunct	Music	.20	\$3,000	Fall 2020
R	Feldhausen, Scott	DMA	Adjunct	Music	.43	\$8,000	Fall 2020
N	Florence, Lavelle	DMA	Adjunct	Music	.16	\$2,000	Fall 2020
R	Gomez, Victor	MM	Adjunct	Music	.44	\$8,200	Fall 2020
N	Hammon, Kris	MM	Adjunct	Music	.84	\$15,500	Fall 2020
N	Hauser, Eric	MS	Adjunct	Comm/Media	.40	\$3,000	Fall 2020
R	Hutchins, Ameber	PhD	Adjunct	Comm/Media	.40	\$6,000	Fall 2020
N	Iles, Jennifer	DMA	Adjunct	Music	.44	\$2050	Fall 2020
N	Kidd, Dawn	PhD	Adjunct	Deaf Stud/Ed	.20	\$3,000	Fall 2020
R	Laburn, Sirena	MFA	Adjunct	Art/Design	.40	\$6,000	Fall 2020
R	Leger, Joshua	MM	Adjunct	Music	.20	\$3,000	Fall 2020
R	Malick, Stephan	BS	Adjunct	Comm/Media	.40	\$6,000	Fall 2020
R	Mann III, Lyman	MS	Instructor	Deaf Stud/Ed	.25	\$3,642	SU 2020
N	McBain, Katherine	DMA	Adjunct	Music	.35	\$6,400	Fall 2020
R	Nichols, Cynthia	PhD	Adjunct	Comm/Media	.40	\$6,000	Fall 2020
R	Ridley, Nancy	MA	Adjunct	Spch/Hearing	.25	\$4,000	Fall 2020
R	Thompson, Carmyn	MA	Adjunct	Spch/Hearing	.80	\$16,000	Fall 2020
N	Tippett, Jonathan	BS	Adjunct	Comm/Media	.20	\$3,000	Fall 2020
N	Wagers, Stacey	MA	Visit Instr	Comm/Media	1.0	\$45,000	2020-21
R	Williams, Gordon	BS	Adjunct	Comm/Media	.20	\$3,000	Fall 2020

LIBRARY

None to Report

CHANGE OF STATUS

Last, First	Department	Change of Status	Period
Bandyopadhyay, Kakoli	Info Sys & Anal	Stepped down as department chair	Fall 2020
Bradley, Robert	Indus	From Visit Assist to Assist Prof	Fall 2020
Cogswell, Lauren	Counseling	From Visit Assist Prof to Clinic Instr	Fall 2020
Hodges, Jonathan	Mathematics	From Adjunct Instructor to Instructor	Fall 2020
Hudler, Melissa	English/M Lang	From Assistant Professor to Instructor of English	Fall 2020
Lei, Xiangyang	Arts and Sciences	From Chair of Chemistry to Associate Dean for Research and Retention for College of Arts and Sciences	Fall 2020
Mengerink, Mark	History	From Interim Chair/Associate Professor to Associate Professor	Fall 2020
Moss, Gisele	Business (BUSI)	From Chair to Professor	Fall 2020
Retamales, Jaime	English/M Lang	From Visiting Assistant Professor to Instructor of Spanish	Fall 2020
Roden, Timothy	Arts and Sciences	From Interim Associate Dean to Associate Dean for Programs for Arts and Sciences.	Fall 2020

Sen, Kabir	Mgmt & Mktg	Stepped down as department chair	Fall 2020
Slaydon, James	Business (BUSI)	Stepped down as department chair	Fall 2020
Sowers, Thomas	Political Science	From Interim Chair to Chair/Associate Prof	Fall 2020
Terry, Randall	Biology	From Interim Chair to Chair/Associate Prof	Fall 2020
Tokgoz, Berna	Indus Engr	From Assistant Professor to Associate Professor	Fall 2020

SALARY STIPEND

Last, First	Department	Amount of Stipend	Period
Alm, Jeremy	Math	Received \$6,300 for QEP Director	2020-21
Aung, Ken	Mech Engr	Received \$10,000 for distinguished faculty research	2020-21
Aung, Ken	Mech Engr	Received \$8,753 for Riddle Academic faculty fellowship	2020-21
Aung, Ken	Mech Engr	Received \$4,500 for duties as interim department chair	2020-21
Arrington, Lucy	Theatre/Dance	Received \$200 for teaching online Dance Intensive classes	SU 2020
Benson, Tracy	Chem Engr	Received \$3,114 for duties with CMMS	SUM 2020
Benson, Tracy	Chem Engr	Received \$10,269 for duties with CMMS	SUM 2020
Benson, Tracy	Chem Engr	Received \$20,761 for duties with CMMS	SUM 2020
Bradley, Robert	Indus Engr	Received \$10,000 for work in Maker's Space	2020-21
Brake, Nicholas	Civil/Envir Engr	Received \$8,752 for Riddle academic faculty fellowship	2020-21
Calloway, Kacie	Nursing	Received \$3,000 for duties as Coordinator of High-Fidelity Simulation.	2020-21
Chisholm, Leann	Nursing	Received \$4,500 for duties as Director of Edna Horn Gay Learning Center	2020-21
Curry, James	Indus Engr	Received \$4,500 for duties performed as director of online programs and outreach	2020-21
Curry, James	Indus Engr	Received \$8,7523 for Riddle academic faculty fellowship	2020-21
Dyrhaug, Kurt	Art/Design	Received \$4,050 for UG Student Advisor duties	2020-21
Dyson, Jeff	Business	Received \$14,244 for MBA Director	SU 2020
Fan, Xuejun	Mech Engr	Received \$10,000 for distinguished faculty research	2020-21
Favors, Andre	Comm/Media	Received \$4,050 for UG Student Advisor duties	2020-21
Fong, Donna	Ed Leadership	Received \$2,700 as Director of Accreditation in Ed Leadership	2020-21
Forret, Jeffrey	History	Received \$10,000 for distinguished faculty research	2020-21
Greschner, Debra	Music	Received \$4,500 for UG Student Advisor duties for Music and T&D	2020-21
Greschner, Debra	Music	Received \$360 for Choir camp	SU 2020
Gunaydin-Sen, Ozge	Chem/BioChem	Received \$5,400 as Interim Dept. Chair.	2020-21
Hale, Regina	Nursing	Received \$6,750 for duties as Director of Undergraduate Nursing Studies.	2020-21
Hamidi, Maryam	Indus Engr	Received \$5,257 for course development in CMMS	SU 2020
Han, James	Music	Received \$3,200 for Choir camp	SU 2020
Harn, Monica	Spch/Hearing	Received \$10,000 for Don & Diane Shaver Professorship	2020-21
Harvey, Thomas	Ed Leadership	Received \$2,700 as Director of Field Supervision in Ed Leadership	Fall 2020

Hamza, Mohammad	Counseling	Received \$10,000 for distinguished faculty research	2020-21
Jensen-Vallin, Jacqueline	Math	Received \$9,000 for duties as Director of First-Year Mathematics Experience.	2020-21
Jensen-Vallin, Jacqueline	Math	Received \$6,000 for duties QEP	2020-21
Jeffryes, Clayton	Chem Engr	Received \$8,753 for Riddle Academic faculty fellowship	2020-21
Kaneria, Acyut	Indus Engr	Received \$2,000 for IT services	2020-21
Knight, Stacey	Nursing	Received \$4,500 for duties as Director of Articulation Tracks	2020-21
Lei, Xiangyang	Arts and Sciences	Received \$9,600 for duties as Associate Dean for Research and Retention for Arts and Sciences.	2020-21
Liu, Xinyu	Indus Engr	Received \$5,177 for course development for CMMS	SUM 2020
Lopez, Belinda	Counseling	Received \$4500 as Interim Chair	Fall 2020
McMahan, Adrew	Music	Received \$10,000 for preparing Marching Band	SUM 2020
Palmer, Brandy	Math	Received \$2,000 for assistance with summer camp	SUM 2020
Prokop, Travis	Theatre/Dance	Received \$200 for teaching online Dance Intensive classes	SUM 2020
O'Connor, Johnny	Ed Leadership	Received \$4,500 as Interim Chair	Fall 2020
Roden, Timothy	Arts and Sciences	Received \$16,800.00 for duties as Associate Dean of Programs for Arts and Sciences.	SUM 2020
Sayil, Selahattin	Elect Engr	Received \$10,000 for Distinguished Faculty Research	2020-21
Shannon, Eric	Music	Received \$7,632 for preparing Marching Band	Fall 2020
Singh, Mamta	Teacher Ed	Received \$10,000 as Faculty Advisor for MASON STEM Teaching Initiative Scholars Program	2020-21
Smith, Amy C.	ENGL	Received \$10,000 for Distinguished faculty research	2020-21
Smith, Amy E.	Theatre/Dance	Received \$200 for teaching online Dance Intensive classes	SUM 2020
Smith, Zanthia	Deaf Stud/Ed	Received \$4,050 for UG Student Advisor duties	2020-21
Stinson, Cynthia	Nursing	Received \$4,500 for duties as Director of Continuing Nursing Education.	2020-21
Sowers, Thomas	Political Science	Received \$3,600 for Interim Chair stipend.	2020-21
Tadmor, Rafael	Chem Engr	Received \$10,000 for distinguished faculty research	2020-21
Tcheslavski, Gleb	Elect Engr	Received \$8,753 for Riddle academic faculty fellowship	2020-21
Tcheslavski, Gleb	Elect Engr	Received \$4,500 for duties as interim chair	2020-21
Titus, Freddie	Teacher Ed	Received \$4,500 as Interim Chair	Fall 2020
Vega-Guzman, Jose	Math	Received \$2,000 for assistance with summer camp	SUM 2020
Wang, Ruhai	Elect Engr	Received \$6,105 for course development in CMMS	SUM 2020
Warren, Donald	Business	Received \$3,200 for Chair of Accounting and Business Law	2020-21
Warren, Donald	Business	Received \$20,000 for Ben J Rogers Endowed Chair	2020-21
Welch, Brett	Ed Leadership	Received \$1500 as Director of Doctoral Studies	SUM 2020
Wright, Christopher	Theatre/Dance	Received \$200 for teaching online Dance Intensive classes	SUM 2020
Xu, Qiang	Chem Engr	Received \$10,000 for distinguished research	2020-21

Xu, Qiang	Chem Engr	Received \$10,000 for COE distinguished research faculty award	2020-21
Zaloom, Victor	Indus Engr	Received \$4,500 for duties as interim department chair	2020-21
Zhou, Jian	Mech Engr	Received \$6,262 for duties as associate dean	2020-21

DISTINGUISHED PROFESSOR EMERITUS NOMINATION

Kevin Dodson, Professor of Philosophy and Dean Honors College, effective retirement August 31, 2020
 Lula Henry, Associate Professor of Teacher Education, effective retirement May 31, 2020
 Andrea Karlin, Professor of Teacher Education, effective retirement August 31, 2020

Sam Houston State University

FACULTY PERSONNEL CHANGES

RESIGNATIONS
<ol style="list-style-type: none">1. Frelier, Jocelyn, Assistant Professor, World Languages and Cultures, effective July 31, 2020.2. Harris, Anthony, Professor, Educational Leadership, effective May 31, 2020.3. Neill, Denise, Associate Professor, Nursing, effective July 31, 2020.4. Tasca, Melinda, Assistant Professor, Criminal Justice and Criminology, effective August 31, 2020.5. Venta, Amanda, Assistant Professor, Psychology and Philosophy, effective August 31, 2020.
RETIREMENTS
<ol style="list-style-type: none">1. Amorous, II, Martin, Associate Professor, Art, effective August 31, 2020.2. Andrist, Debra, Professor, World Languages and Cultures, effective August 31, 2020.3. Coleman, Max, Professor, Mathematics and Statistics, effective August 31, 2020.4. Klespis, Mark, Professor, Mathematics and Statistics, effective June 30, 2020.5. Koeninger, Frieda, Professor Emeritus, World Languages and Cultures, effective August 31, 2020.
LEAVE OF ABSENCE
<ol style="list-style-type: none">1. Krienke, Douglas, Professor, English, effective September 1, 2020.2. Oden, Gary, Professor, Kinesiology, effective September 1, 2020.
STATUS CHANGES
<ol style="list-style-type: none">1. Brooks, Benita, Associate Professor, Teaching and Learning; to Associate Professor, Teaching and Learning and Assistant Dean, College of Education, effective September 1, 2020.2. Cook Tamara, Professor and Chair, Biological Sciences; to Professor, Biological Sciences, effective August 31, 2020.3. Cooper, Brian, Associate Professor and Chair, Environmental and Geosciences; to Associate Professor, Environmental and Geosciences, effective August 31, 2020.4. Cooper, Peter, Professor and Chair, Computer Science; to Professor, Computer Science, effective August 31, 2020.5. Emiralioglu, Pinar, Associate Professor and Chair, History; to Associate Professor, History, effective July 31, 2020.6. Enia, Jason, Associate Professor, Political Science; to Associate Professor and Chair, Political Science, effective September 1, 2020.7. Hanssen, Kristina, Professor and Chair, Theatre and Musical Theatre; to Professor, Theatre and Musical Theatre, effective August 31, 2020.8. Harris, John, Associate Professor, Environmental and Geosciences; to Associate Professor and Chair, Environmental and Geosciences, effective September 1, 2020.9. Jordan, Brian, Associate Professor, History; to Associate Professor and Chair, History, effective September 1, 2020.10. Lynne, Aaron, Professor, Biological Sciences; to Professor and Chair, Biological Sciences, effective September 1, 2020.11. Prior, Thomas, Professor, Theatre and Musical Theatre; to Professor and Chair, Theatre and Musical Theatre, effective September 1, 2020.12. Waggener, Tamara, Associate Professor and Chair, Political Science; to Associate Professor, Political Science, effective August 31, 2020.13. Zhou, Bing, Associate Professor, Computer Science; to Associate Professor and Chair, Computer Science, effective September 1, 2020.
TENURE
<ol style="list-style-type: none">1. Hughes-Stamm, Sheree, Associate Professor, Forensic Science, effective September 1, 2020.2. Riggs, Shelley, Professor, Psychology and Philosophy, effective September 1, 2020.

FACULTY APPOINTMENTS, New (N) and Renewal (R)

	NAME	DEG	RANK	DEPARTMENT	%FTE	SALARY	PERIOD
COLLEGE OF ARTS AND MEDIA							
N	Adams, Carris	M.F.A.	Lect.-Pool	Art	0.33	3,962	F2020
R	Backus, Joshua	M.F.A.	Lect.-Pool	Art	1.00	24,012	FY2021
N	Bodon, Theresa	Ed.D.	Lect.-Pool	Mass Comm	0.75	9,005	F2020
R	Borse, Rasika	M.F.A.	Lect.-Pool	Dance	1.00	12,006	F2020
N	Caetano, Diego	D.M.A.	Asst. Prof.	Music	1.00	59,004	FY2021
R	Cantrell, Hunter	M.A.	Lect.-Pool	Mass Comm	1.00	12,006	F2020
R	Cascio, Christopher	M.F.A.	Lect.-Pool	Art	1.00	24,012	FY2021
R	Clay, Lauren	M.F.A.	Lect.-Pool	Art	1.00	24,012	FY2021
N	Cook, Meghan	M.F.A.	Vst.Asst.P.	Art	1.00	50,004	FY2021
R	Crabtree, John	D.M.A.	Lect.-Pool	Music	1.00	24,012	FY2021
R	Cummins, Melissa	Ph.D.	Lect.-Pool	Music	1.00	24,012	FY2021
R	Daniel, Kathryn.	M.M.	Lect.-Pool	Music	0.75	18,009	FY2021
R	Davis, Colin	Ph.D.	Lect.-Pool	Music	1.00	24,012	FY2021
N	de la Rosa Jimenez, Sandra	M.F.A.	Lect.-Pool	Art	1.00	12,006	F2020
R	Dunham, Deborah	M.F.A.	Lect.-Pool	Music	0.25	6,003	FY2021
R	Eschenfelder, Cheryl	M.A.	Lect.-Pool	Mass Comm	0.25	3,002	F2020
N	Finch, Sherman	M.F.A.	Vst.Asst.P.	Art	1.00	60,012	FY2021
R	Fincher, Russell	M.M.	Lect.-Pool	Music	1.00	24,012	FY2021
N	Fooladi, Farima	M.F.A.	Lect.-Pool	Art	1.00	12,006	F2020
R	Geist, Dain	M.F.A.	Lect.-Pool	Theatre	1.00	12,006	F2020
R	Gjevre, Naomi	D.M.	Lect.-Pool	Music	1.00	24,012	FY2021
R	Graiser, Alaina	D.M.A.	Lect.-Pool	Music	1.00	24,012	FY2021
R	Graiser, Brian	D.M.A.	Lect.-Pool	Music	1.00	24,012	FY2021
N	Heilman, Emily	D.M.	Asst. Prof.	Music	1.00	52,002	FY2021
R	Howard, Emily	M.F.A.	Lect.-Pool	Art	0.25	3,002	F2020
N	Kelly, Janine	Ed.D.	Vst.Asst.P.	Mass Comm	1.00	56,016	FY2021
R	Kerwick, Colette	M.F.A.	Lect.-Pool	Dance	0.75	9,005	F2020
R	Knight, Nina	M.M.	Lect.-Pool	Music	1.00	24,012	FY2021
R	Koerne, Stephenie	M.F.A.	Lect.-Pool	Art	1.00	24,012	FY2021
N	Kuscer, Lana	D.M.A.	Asst. Prof.	Music	1.00	52,002	FY2021
R	Marcontell, Russell	M.F.A.	Lect.-Pool	Art	1.00	24,012	FY2021
R	Martinez, Aaron	M.M.	Lect.-Pool	Music	1.00	24,012	FY2021
R	McCroskey, John		Lect.-Spec.	Music	0.50	12,006	FY2021
R	Mitroi, Tudor	M.F.A.	Lect.-Pool	Art	1.00	24,012	FY2021
R	Montiel, Alejandro	D.M.A.	Lect.-Pool	Music	1.00	24,012	FY2021
R	Murthy, Divya	M.F.A.	Lect.-Pool	Art	1.00	24,012	FY2021
R	Napier, Laura	M.F.A.	Lect.-Pool	Art	1.00	24,012	FY2021
R	Osborne, Robert	M.M.	Lect.-Pool	Music	1.00	24,012	FY2021
R	Parker, Eleanor	M.M.	Lect.-Pool	Music	0.50	12,006	FY2021
R	Pepping, Amanda	D.M.A.	Lect.-Pool	Music	1.00	24,012	FY2021
R	Ramsay, Patricia	M.F.A.	Lect.-Pool	Art	1.00	24,012	FY2021

R	Rawlins, Debra	M.M.Ed.	Lect.-Pool	Music	0.50	12,006	FY2021
R	Rees, Karen	D.M.	Lect.-Pool	Theatre	1.00	24,012	FY2021
R	Rich, Melody	D.M.A.	Lect.-Pool	Music	1.00	24,012	FY2021
N	Robertson, Jamie	M.F.A.	Lect.-Pool	Art	0.66	7,924	F2020
R	Sawyers, Donna	M.M.	Lect.-Spec.	Theatre	1.00	24,012	FY2021
R	Schellberg, Brian	M.M.	Lect.-Pool	Music	1.00	24,012	FY2021
R	Stover, Wayman	D.M.A.	Lect.-Pool	Music	0.75	18,009	FY2021
R	Summers, Season	M.M.	Lect.-Pool	Music	1.00	24,012	FY2021
R	Swain, Amanda	M.M.	Lect.-Pool	Music	0.50	12,006	FY2021
R	Thomas, Brittany	M.F.A.	Lect.-Pool	Art	1.00	24,012	FY2021
N	Toh, Evelyn	M.F.A.	Lect.-Pool	Dance	0.42	5,043	F2020
R	Vatca, Mihai	D.M.A.	Lect.-Pool	Music	1.00	24,012	FY2021
R	Waites, Amanda	M.F.A.	Lect.-Pool	Theatre	0.75	18,009	FY2021
R	Warkentin, Stephen	M.M.	Lect.-Spec.	Music	1.00	24,012	FY2021
R	Wiggs, Amy	M.M.	Lect.-Pool	Music	0.75	18,009	FY2021
R	Williams, Willie	M.F.A.	Lect.-Pool	Art	0.33	7,924	FY2021
R	Willis, Martha	M.A.	Lect.-Pool	Art	1.00	24,012	FY2021
COLLEGE OF BUSINESS ADMINISTRATION							
R	Allen, Paul	M.B.A.	Lect.-Pool	Gen. Bus. & Fnce	0.25	3,749	F2020
R	Baker, Jerrine	M.B.A.	Lect.-Pool	Mngt., Mrkt. & Info	0.50	14,004	FY2021
N	Brynildsen, Stephen	M.B.A.	Lecturer	Mngt., Mrkt. & Info	1.00	65,016	FY2021
R	Collins, Jamie	Ph.D.	Lect.-Pool	Mngt., Mrkt. & Info	0.50	36,000	FY2021
R	Haberman, James	M.B.A.	Lect.-Pool	Gen. Bus. & Fnce	0.25	3,308	F2020
N	Hollander, Michael	M.B.A.	Lecturer	Eco. & Intl. Bus.	1.00	65,214	FY2021
R	Jones, Kyle	D.Engr.	Lect.-Pool	Eco. & Intl. Bus.	0.25	5,504	F2020
N	Knight, Hope	J.D.	Asst. Prof.	Gen. Bus. & Fnce	1.00	70,002	FY2021
N	Mehta, Gurinderjit	Ph.D.	Lect.-Pool	Gen. Bus. & Fnce	0.75	17,624	F2020
N	Miromanova, Anna	M.S.	Asst. Prof.	Eco. & Intl. Bus.	1.00	91,206	FY2021
N	Sara, Raisa	Ph.D.	Asst. Prof.	Eco. & Intl. Bus.	1.00	91,206	FY2021
COLLEGE OF CRIMINAL JUSTICE							
R	Ackerman, George	Ph.D.	Lect.-Pool	Criminal Justice	0.50	6,012	F2020
R	Agins, Joseph	M.S.	Lect.-Pool	Criminal Justice	0.25	3,006	F2020
N	Albe, Lori	M.S.	Lect.-Pool	Victim Studies	0.25	3,006	F2020
R	Arican, Mehmet	Ph.D.	Lect.-Pool	Criminal Justice	0.50	6,012	F2020
N	Aspland, Michael	M.A.	Lect.-Pool	Security Studies	0.50	6,012	F2020
R	Barber, David	M.S.	Lect.-Pool	Criminal Justice	0.75	9,018	F2020
R	Barfield, Diana	Ed.D.	Lect.-Pool	Criminal Justice	0.75	9,018	F2020
R	Betts, Catherine	M.S.	Lect.-Pool	Criminal Justice	0.50	6,012	F2020
N	Blair, Chani	M.S.	Lect.-Pool	Victim Studies	0.25	3,006	F2020
N	Booker, James	Ph.D.	Lect.-Pool	Victim Studies	0.25	3,006	F2020
R	Bull, Mark	M.S.	Lect.-Pool	Criminal Justice	0.25	3,006	F2020
R	Christensen, Laurie	M.S.	Lect.-Pool	Security Studies	0.75	9,018	F2020
R	Cox, GM	Ph.D.	Lect.-Pool	Criminal Justice	0.50	6,012	F2020
N	Davidson, Jay	Ph.D.	Asst. Prof.	Forensic Science	1.00	76,014	FY2021
R	Denham, Mark	M.S.	Lect.-Pool	Criminal Justice	1.00	12,024	F2020

R	Dunman, Jeremy	J.D.	Lect.-Pool	Criminal Justice	1.00	12,024	F2020
R	Ferguson, Michael	M.S.	Lect.-Pool	Criminal Justice	0.50	6,012	F2020
R	Fincham, Tatiana	M.S.W.	Lect.-Pool	Criminal Justice	0.50	6,012	F2020
R	Fremin, Greg	M.S.	Lect.-Pool	Criminal Justice	1.00	12,024	F2020
R	Houston, David	M.S.	Lect.-Pool	Criminal Justice	1.00	12,024	F2020
N	Hughes-Stamm, Sheree	Ph.D.	Assoc. Prof.	Forensic Science	1.00	86,040	FY2021
R	Humphrey, Billy	M.S.	Lect.-Pool	Criminal Justice	1.00	12,024	F2020
R	Hurst, Lane	M.S.	Lect.-Pool	Criminal Justice	0.50	6,012	F2020
R	Johnson, Jermaine	M.C.J.	Lect.-Pool	Criminal Justice	0.75	9,018	F2020
N	Johnson, Michelle	Ph.D.	Lect.-Pool	Victim Studies	0.50	6,012	F2020
N	Kalafut, Timothy	Ph.D.	Assoc. Prof.	Forensic Science	1.00	90,000	FY2021
R	Kawucha, Soraya	Ph.D.	Lect.-Pool	Criminal Justice	1.00	12,024	F2020
R	King, Darla	M.S.	Lect.-Pool	Criminal Justice	0.75	9,018	F2020
N	Kokkalera, Stuti	LL.M.	Asst. Prof.	Criminal Justice	1.00	71,100	FY2021
R	Krumpholz, Lindsey	M.S.	Lect.-Pool	Criminal Justice	1.00	12,024	F2020
R	Kukua, Diana	M.S.	Lect.-Pool	Criminal Justice	1.00	12,024	F2020
R	Lancaster, Linda	Ph.D.	Lect.-Pool	Criminal Justice	0.50	6,012	F2020
R	Lansana, Albert	M.A.	Lect.-Pool	Criminal Justice	1.00	12,024	F2020
R	Lewis, Marvanisha	M.S.	Lect.-Pool	Criminal Justice	1.00	12,024	F2020
R	Livingston, Jr., Rector	M.S.	Lect.-Pool	Criminal Justice	0.75	9,018	F2020
R	Lovestock, Ian	M.S.	Lect.-Pool	Criminal Justice	0.50	6,012	F2020
R	Lunsford, Kevin	B.S.	Lect.-Pool	Criminal Justice	0.75	9,018	F2020
R	Mabry, James	M.A.	Lect.-Pool	Criminal Justice	0.50	6,012	F2020
N	McMahon, Kathleen	M.S.	Lect.-Pool	Victim Studies	0.25	3,006	F2020
R	Mendez, Fabia	M.S.	Lect.-Pool	Criminal Justice	0.50	6,012	F2020
R	Morrison, Stephen	Ph.D.	Lect.-Pool	Criminal Justice	0.25	3,006	F2020
N	Narvey, Chelsey	M.A.S.	Asst. Prof.	Criminal Justice	1.00	71,100	FY2021
N	Navarro, John	Ph.D.	Asst. Prof.	Criminal Justice	1.00	75,006	FY2021
N	Nodeland, Brooke	Ph.D.	Lect.-Pool	Criminal Justice	0.75	9,018	F2020
R	Norris, Daniel	M.S.	Lect.-Pool	Criminal Justice	0.25	3,006	F2020
R	Noyes, Michael	Ph.D.	Lect.-Pool	Criminal Justice	0.50	6,012	F2020
R	Owens, Rissie	M.A.	Lect.-Pool	Criminal Justice	0.75	9,018	F2020
R	Price, Rebecca	M.S.	Lect.-Pool	Criminal Justice	1.00	12,024	F2020
N	Ramos, Javier	M.S.	Asst. Prof.	Criminal Justice	1.00	71,100	FY2021
N	Ratajczak, Kathleen	M.A.	Asst. Prof.	Victim Studies	1.00	71,100	FY2021
R	Root, Carl	Ph.D.	Lect.-Pool	Criminal Justice	0.75	9,018	F2020
N	Salimbene, Nicholas	M.A.	Lect.-Pool	Criminal Justice	0.25	3,006	F2020
R	Sanchez, Andrea	M.S.W.	Lect.-Pool	Criminal Justice	1.00	12,024	F2020
R	Schiro, Bennie	J.D.	Lect.-Pool	Criminal Justice	0.75	9,018	F2020
R	Serna, Xavier	Ph.D.	Lect.-Pool	Criminal Justice	1.00	12,024	F2020
N	Sims, Barbara	Ph.D.	Lect.-Pool	Victim Studies	0.75	9,018	F2020
R	Stroud, Stephanie	J.D.	Lect.-Pool	Criminal Justice	0.25	3,006	F2020
R	Tumlinson, David	M.S.	Lect.-Pool	Criminal Justice	0.75	9,018	F2020
R	Warren, Thomas	M.S.	Lect.-Pool	Criminal Justice	1.00	12,024	F2020
R	Welch, Kristen	Ph.D.	Lect.-Pool	Criminal Justice	0.50	6,012	F2020
R	Wilson, Brent	M.S.	Lect.-Pool	Criminal Justice	0.50	6,012	F2020
COLLEGE OF EDUCATION							

R	Allen, Elizabeth	M.Ed.	Lect.-Pool	Teaching & Lrng	0.45	4,431	F2020
R	Allen, Robert	Ed.D.	Lect.-Pool	Ed Leadership	0.25	3,002	F2020
R	Alves, Dan	M.Ed.	Lect.-Pool	Teaching & Lrng	0.25	3,002	F2020
R	Bethel, Jana	Ed.D.	Lect.-Pool	Library Sci&Tech	0.50	6,003	F2020
N	Bodish, Megan	M.Ed.	Lect.-Pool	Teaching & Lrng	0.25	3,002	F2020
N	Bohan, Susan	M.Ed.	Lect.-Pool	Teaching & Lrng	0.50	6,003	F2020
R	Borg, Susan	Ed.D.	Lect.-Pool	Ed Leadership	0.50	13,518	F2020
R	Breen, Leonard	Ed.D.	Lect.-Pool	Teaching & Lrng	0.25	3,002	F2020
R	Butler, Christine	Ed.D.	Lect.-Pool	Ed Leadership	0.25	3,002	F2020
R	Carter, Gloria	M.Ed.	Lect.-Pool	Teaching & Lrng	0.42	5,043	F2020
N	Cheng, Shenglung	Ph.D.	Asst. Prof.	Library Sci&Tech	1.00	60,012	FY2021
R	Clark, Cindy	M.S.	Lect.-Pool	Teaching & Lrng	0.41	4,037	F2020
R	Coleman, Wanda	M.Ed.	Lect.-Pool	Teaching & Lrng	0.45	4,431	F2020
R	Dalton, Kathleen	M.Ed.	Lect.-Pool	Teaching & Lrng	0.50	12,006	FY2021
R	Domingue, Christi	M.M.Ed.	Lect.-Pool	Teaching & Lrng	0.08	788	F2020
R	Earls, Elaine	M.Ed.	Lect.-Pool	Teaching & Lrng	0.50	6,003	F2020
R	Ellis, Dustin	M.A.	Lect.-Pool	Counselor Ed.	0.50	6,003	F2020
R	English, Julie	Ed.D.	Lect.-Pool	Teaching & Lrng	0.25	3,002	F2020
R	Fiaschetti, Carolyn	Ed.D.	Lect.-Pool	Ed Leadership	0.50	6,003	F2020
R	Fishburn, Catherine	M.Ed.	Lect.-Pool	Teaching & Lrng	0.08	788	F2020
N	Garcia, Serena	B.A.	Lect.-Pool	Teaching & Lrng	0.50	6,003	F2020
N	Graham, Kim	M.Ed.	Lect.-Pool	Teaching & Lrng	0.33	3,249	F2020
R	Gregg, Patricia	Ph.D.	Lect.-Pool	Ed Leadership	0.25	3,002	F2020
R	Hammons, Christina	M.Ed.	Cln.Asst.P.	Teaching & Lrng	1.00	45,000	FY2021
N	Harris, La Tracy	Ed.D.	Lect.-Pool	Ed Leadership	0.25	3,002	F2020
R	Hastings, Robert	M.A.	Lect.-Pool	Teaching & Lrng	0.20	1,969	F2020
R	Henderson, David	Ed.D.	Lect.-Pool	Teaching & Lrng	0.25	3,002	F2020
N	Hickman, Desiree	Ed.D.	Cln.Asst.P.	Teaching & Lrng	1.00	50,004	FY2021
R	Housel, Alice	M.A.	Lect.-Pool	Teaching & Lrng	0.45	4,431	F2020
R	Hudson, Janice	M.Ed.	Lect.-Pool	Teaching & Lrng	0.45	4,431	F2020
R	Jett, Walter	M.Ed.	Lect.-Pool	Teaching & Lrng	0.50	4,923	F2020
R	Kamman, Eldred	M.Ed.	Lect.-Pool	Teaching & Lrng	0.50	4,923	F2020
R	Kinnaird, Kimberly	Ph.D.	Lect.-Pool	Library Sci&Tech	0.25	3,002	F2020
N	Kinsky, Melanie	Ph.D.	Asst. Prof.	Teaching & Lrng	1.00	56,016	FY2021
R	Kirby, Mallory	M.S.	Lect.-Pool	Teaching & Lrng	0.17	2,041	F2020
R	Klawinsky, Leigh	M.Ed.	Lect.-Pool	Teaching & Lrng	1.00	12,006	F2020
R	Kossie, Calvin	M.Ed.	Lect.-Pool	Teaching & Lrng	0.16	1,575	F2020
R	Krchnak, Erin	M.Ed.	Lect.-Pool	Teaching & Lrng	0.75	9,005	F2020
R	Lariviere, Mary	Ed.D.	Lect.-Pool	Ed Leadership	0.25	3,002	F2020
R	Lester, James	M.S.	Lect.-Pool	Teaching & Lrng	0.41	4,037	F2020
R	Llewellyn, Jennifer	M.Ed.	Lect.-Pool	Teaching & Lrng	0.50	6,003	F2020
R	Lobo Guerrero, Clara	M.A.	Lect.-Pool	Teaching & Lrng	0.75	15,005	F2020
N	Lynch, Brenda	M.Ed.	Lect.-Pool	Teaching & Lrng	0.50	6,003	F2020
R	Marsh, Michael	M.Ed.	Lect.-Pool	Teaching & Lrng	0.50	4,923	F2020
R	McMillan, Edna	M.S.	Lect.-Pool	Teaching & Lrng	0.41	4,037	F2020
N	Mijares, Betsy	Ed.D.	Lect.-Pool	Ed Leadership	0.25	3,002	F2020
R	Mitchell, Jennifer	M.Ed.	Lect.-Pool	Teaching & Lrng	0.50	6,003	F2020
R	Moore, Kimberly	M.S.	Lect.-Pool	Teaching & Lrng	1.00	12,006	F2020

N	Nale, Geronima	M.Ed.	PostGradFel	Teaching & Lrng	1.00	30,006	FY2021
R	Nardone, Albert	Ph.D.	Lect.-Pool	Teaching & Lrng	0.45	4,431	F2020
R	Neill, Rebecca	Ph.D.	Lect.-Pool	Teaching & Lrng	0.50	6,003	F2020
R	Niemeyer, Dodie	Ed.D.	Lect.-Pool	Teaching & Lrng	0.25	3,002	F2020
R	Novotny, Rebecca	Ed.D.	Lect.-Pool	Library Sci&Tech	0.25	3,002	F2020
R	Pagels, Jill	M.Ed.	Lect.-Pool	Teaching & Lrng	1.00	12,006	F2020
R	Perzan-Wooderson, Melinda	Ed.D.	Lect.-Pool	Ed Leadership	0.50	6,003	F2020
R	Pilger, Adren	M.Ed.	Lect.-Pool	Teaching & Lrng	0.25	2,462	F2020
R	Readore, Rosa	Ed.D.	Lect.-Pool	Teaching & Lrng	0.50	6,003	F2020
R	Skeen, Christel	M.Ed.	Lect.-Pool	Teaching & Lrng	0.50	6,003	F2020
R	Smith-Edwards, Beverly	Ph.D.	Lect.-Pool	Library Sci&Tech	0.50	6,003	F2020
R	Taylor, Shannon	Ed.D.	Lect.-Pool	Ed Leadership	0.25	3,002	F2020
R	Tisdell, Wendy	M.Ed.	Lect.-Pool	Teaching & Lrng	0.25	3,002	F2020
R	Trevino, Angelica	M.Ed.	Lect.-Pool	Teaching & Lrng	1.00	12,006	F2020
R	Troyka, Henry	M.M.	Lect.-Pool	Teaching & Lrng	0.08	788	F2020
N	Webb, Michael	Ph.D.	Lect.-Pool	Teaching & Lrng	0.50	6,003	F2020
N	West, Brandy	Ed.D.	Cln.Asst.P.	Teaching & Lrng	1.00	50,004	FY2021
R	Williams, Stacie	M.Ed.	Lect.-Pool	Teaching & Lrng	0.25	3,002	F2020
N	Wilson, Laura	Ph.D.	Lect.-Pool	Teaching & Lrng	0.45	4,431	F2020
R	Wisembaker, Mary	Ed.D.	Lect.-Pool	Teaching & Lrng	0.50	6,003	F2020
R	Worosello, Paul	M.M.	Lect.-Pool	Teaching & Lrng	0.20	1,969	F2020
R	Yancey, Gary	M.Ed.	Lect.-Pool	Teaching & Lrng	0.20	1,969	F2020
R	Yarbrough, Patricia	M.Ed.	Lect.-Pool	Teaching & Lrng	0.45	4,431	F2020
COLLEGE OF HEALTH SCIENCES							
R	Angelo, Michelle	M.S.N.	Lect.-Pool	Nursing	0.66	16,335	F2020
R	Beatty, Lindsey	M.S.N.	Lect.-Pool	Nursing	0.25	6,188	F2020
R	Bickford, Justin	D.P.T.	Lect.-Pool	Kinesiology	0.25	5,063	F2020
R	Bone, Linda	M.Ed.	Lect.-Pool	Fam & Con Sci	0.50	7,875	F2020
R	Boyle, Jason	Ph.D.	Lect.-Pool	Kinesiology	0.25	4,500	F2020
N	Brock, Shelby	M.S.	Lect.-Pool	Fam & Con Sci	1.00	18,000	F2020
N	Boutros, Basem	Ph.D.	Asst. Prof.	Fam & Con Sci	1.00	71,010	FY2021
R	Clark, Robert	M.F.A.	Lect.-Pool	Kinesiology	0.13	2,048	F2020
N	Couch, Tonya	M.S.	Lect.-Pool	Nursing	0.33	8,168	F2020
N	Deshotels, Kathryn	M.S.N.	Cln.Asst.P.	Nursing	1.00	63,504	FY2021
R	Douglass, Keith	M.N.	Lect.-Pool	Nursing	1.00	24,750	F2020
R	Duckett, Vania	M.P.A.	Lect.-Pool	Population Hlth	0.25	3,375	F2020
N	Earley, Rhona	M.S.N.	Lect.-Pool	Nursing	0.25	6,188	F2020
N	Figueroa, Yvette	Ph.D.	Asst. Prof.	Kinesiology	1.00	64,512	FY2021
R	Ford, Keilah	M.S.N.	Lect.-Pool	Nursing	0.66	16,335	F2020
N	Gharaveis, Arsalan	Ph.D.	Vst.Asst.P.	Fam & Con Sci	1.00	61,020	FY2021
R	Gray, Tayler	M.A.	Lect.-Pool	Kinesiology	0.50	6,750	F2020
N	Greenleaf, Christopher	Ph.D.	Cln.Asst.P.	Kinesiology	1.00	67,014	FY2021
R	Haubrich-Theriot, Judie	M.S.N.	Lect.-Pool	Nursing	0.66	16,335	F2020
N	Henry-Cobbs, April	M.S.	Cln.Asst.P.	Nursing	1.00	63,504	FY2021
R	Hill, Tara	M.S.N.	Lect.-Pool	Nursing	0.33	8,168	F2020
N	Himmelstein, Roger	D.N.P.	Lect.-Pool	Nursing	0.50	13,500	F2020
R	Hyman, William	Ph.D.	Lect.-Pool	Population Hlth	0.50	10,125	F2020

R	Jarrell, Angela	Ph.D.	Lect.-Pool	Nursing	0.25	6,750	F2020
R	Jarrell, Kimberly	M.S.	Lect.-Pool	Population Hlth	0.25	3,375	F2020
R	Joubert, Dustin	Ph.D.	Lect.-Pool	Kinesiology	0.50	10,125	F2020
N	Khan, Khalid	D.P.H.	Assoc. Prof.	Population Hlth	1.00	85,014	FY2021
R	Kosmala, Katherine	M.B.A.	Lect.-Pool	Fam & Con Sci	0.25	3,938	F2020
R	Langton, Diane	D.N.P.	Lect.-Pool	Nursing	0.25	6,750	F2020
R	Lee, Meghan	M.P.H.	Lect.-Pool	Population Hlth	0.50	6,750	F2020
N	Long-Lambie, Sonja	M.A.	Lect.-Pool	Fam & Con Sci	0.25	3,938	F2020
N	Lopez, Tabbetha	B.S.	Vst.Asst.P.	Fam & Con Sci	1.00	60,012	FY2021
R	Mobley, James	M.D.	Lect.-Pool	Population Hlth	0.25	5,063	F2020
N	Munoz Rosario, Mario	Ph.D.	Asst. Prof.	Kinesiology	1.00	66,510	FY2021
N	Reeves, Jennifer	M.S.N.	Lect.-Pool	Nursing	0.67	16,583	F2020
R	Roush, Jr., Robert	Ed.D.	Lect.-Pool	Population Hlth	0.33	6,683	F2020
R	Runyan, Jack	Ph.D.	Lect.-Pool	Population Hlth	1.00	20,250	F2020
R	Savoy, Rhonda	M.S.	Lect.-Pool	Population Hlth	0.50	6,750	F2020
R	Silvera, Melissa	M.S.N.	Lect.-Pool	Nursing	0.66	16,335	F2020
R	Stone, Kahler	Dr.P.H.	Lect.-Pool	Population Hlth	0.25	5,063	F2020
R	Stone, Susie	M.A.	Lect.-Pool	Population Hlth	1.00	24,750	F2020
N	Sultana, Mst Rasheda	Ph.D.	Vst.Asst.P.	Population Hlth	1.00	55,008	FY2021
R	Telidevara, Manga	M.S.	Lect.-Pool	Nursing	0.83	20,543	F2020
R	Townsend, Kimberly	M.S.	Lect.-Pool	Fam & Con Sci	0.75	11,813	F2020
N	Tyner, Keila	Ph.D.	Vst.Asst.P.	Fam & Con Sci	1.00	75,006	FY2021
N	Vander Stucken, Melissa	M.S.N.	Lect.-Pool	Nursing	0.25	6,188	F2020
R	Wallace, Courtney	M.A.	Lect.-Pool	Population Hlth	1.00	21,501	F2020
N	Waller Wise, Renece	D.N.P.	Lect.-Pool	Nursing	0.68	18,360	F2020
R	Weimer, Susan	M.S.	Lect.-Pool	Nursing	0.25	6,188	F2020
R	Wilcox, Rachael	M.A.	Lect.-Pool	Kinesiology	1.00	22,500	F2020
N	Zuckero, Lance	M.S.N.	Lect.-Pool	Nursing	0.50	12,375	F2020
COLLEGE OF HUMANITIES AND SOCIAL SCIENCES							
R	Abernathy, Carlton	M.A.	Lect.-Pool	Comm. Studies	1.00	12,006	F2020
R	Alverson, Shelby	M.A.	Lect.-Pool	Comm. Studies	0.50	6,003	F2020
R	Arensdorf, Nadia	M.A.	Lect.-Pool	English	0.25	3,002	F2020
R	Arrington, Tamara	M.A.	Lecturer	Comm. Studies	1.00	37,008	FY2021
R	Bechtol, Harris	Ph.D.	Lect.-Pool	Psy. & Philosophy	1.00	12,006	F2020
N	Bello, Richard	Ph.D.	Lect.-Pool	Comm. Studies	0.25	3,002	F2020
N	Bickram, Samantha	Ph.D.	Lect.-Pool	Psy. & Philosophy	0.75	9,005	F2020
R	Bilski-Arredondo, Amy	M.Ed.	Lect.-Pool	English	1.00	12,006	F2020
N	Boyd, Wesley	M.A.	Lect.-Pool	English	1.00	12,006	F2020
R	Boyle, Michael	Ph.D.	Lect.-Pool	Psy. & Philosophy	0.25	3,002	F2020
R	Brown, Crystal	M.A.	Lect.-Pool	Sociology	1.00	12,006	F2020
R	Bush, Kari	M.A.	Lect.-Pool	English	1.00	12,006	F2020
R	Cantu, Aleha	Ph.D.	Lect.-Pool	Psy. & Philosophy	0.75	9,005	F2020
R	Chabot, Bruce	Ph.D.	Lect.-Pool	English	1.00	12,006	F2020
N	Conde-Dudding, Eugenia	Ph.D.	Lect.-Pool	Sociology	0.25	3,002	F2020
R	Cordova, Victoria	M.A.	Lect.-Pool	Political Science	0.50	6,003	F2020
N	Cramer, Kathy	M.Ed.	Lect.-Pool	English	1.00	12,006	F2020

N	Dulude, Jennifer	M.A.	Lect.-Pool	Wrld Lang& Cultures	0.50	6,003	F2020
N	Fiehn, Charlotte	M.A.	Lect.-Pool	English	1.00	12,006	F2020
N	Forcelini, Jamile	Ph.D.	Asst. Prof.	Wrld Lang& Cultures	1.00	55,008	FY2021
R	Gaskamp, Katherine	M.A.	Lect.-Pool	History	1.00	12,006	F2020
R	Hartman, Laura	M.A.	Lect.-Pool	Wrld Lang& Cultures	0.58	6,963	F2020
R	Henze, Kristin	M.A.	Lect.-Pool	History	0.75	9,005	F2020
N	Hill, Tennessee	M.F.A.	Lect.-Pool	English	1.00	12,006	F2020
R	Honeywell, Susan.	M.A.	Lect.-Pool	Comm. Studies	0.75	9,005	F2020
R	Horne, Dena	M.A.	Lecturer	Comm. Studies	1.00	37,008	FY2021
R	Hubbard, Katie	M.A.	Lect.-Pool	English	1.00	12,006	F2020
N	Hubrig, Adam	M.A.	Asst. Prof.	English	1.00	60,012	FY2021
R	Jefferson, Gretchen	Ph.D.	Lect.-Pool	Psy. & Philosophy	0.66	7,924	F2020
R	Johnson, Kristi	M.A.	Lect.-Pool	Comm. Studies	0.50	6,003	F2020
N	Jones, Philip	Ph.D.	Lect.-Pool	English	1.00	12,006	F2020
R	Kirk, Amy	Ph.D.	Lect.-Pool	Sociology	0.25	3,002	F2020
N	Ko, Ginger	Ph.D.	Asst. Prof.	English	1.00	60,012	FY2021
R	Machart, Nathan	M.F.A.	Lect.-Pool	English	1.00	12,006	F2020
R	McDaniel, Ian	Ph.D.	Lect.-Pool	Psy. & Philosophy	1.00	12,006	F2020
R	McGlone, Kevin	Ph.D.	Lect.-Pool	History	1.00	12,006	F2020
N	McKissic, Veronica	M.Ed.	Lect.-Pool	Psy. & Philosophy	0.50	6,003	F2020
R	Miller, Kevin	M.L.A.	Lect.-Pool	English	1.00	12,006	F2020
R	Mitchell, Christopher	M.A.	Lect.-Pool	English	1.00	12,006	F2020
R	Montz, Zachary	Ph.D.	Lect.-Pool	History	1.00	19,503	F2020
N	Mosher, Marceleen	M.A.	Lect.-Pool	Comm. Studies	0.25	3,002	F2020
N	Natoli, Adam	Ph.D.	Asst. Prof.	Psy. & Philosophy	1.00	62,100	FY2021
R	Norris, Jr., Ralph	Ph.D.	Lect.-Pool	English	1.00	12,006	F2020
N	Padilla, Lillie	Ph.D.	Asst. Prof.	Wrld Lang& Cultures	1.00	56,016	FY2021
R	Pappas, Lee	M.A.	Lect.-Pool	History	1.00	12,006	F2020
R	Patel, Nilam	M.A.	Lect.-Pool	Comm. Studies	0.75	9,005	F2020
N	Petty, Audrey	M.A.	Lect.-Pool	Psy. & Philosophy	1.00	12,006	F2020
R	Pumroy, Erin	Ph.D.	Lect.-Pool	English	1.00	12,006	F2020
R	Radford, Curtis	Ed.D.	Lect.-Pool	Wrld Lang& Cultures	0.33	3,962	F2020
R	Ramirez, Nelson	Ph.D.	Lect.-Pool	Psy. & Philosophy	1.00	12,006	F2020
R	Ridings, Nathan	M.F.A.	Lect.-Pool	English	1.00	12,006	F2020
N	Riggs, Shelley	Ph.D.	Professor	Psy. & Philosophy	1.00	110,268	FY2021
N	Ruchensky, Jared	M.S.	Asst. Prof.	Psy. & Philosophy	1.00	60,750	FY2021
N	Russell, Tiffany	Ph.D.	Asst. Prof.	Psy. & Philosophy	1.00	60,750	FY2021
N	Sellers, Margaret	M.A.	Lect.-Pool	English	1.00	12,006	F2020
R	Shaffer, Angela	M.A.	Lect.-Pool	English	1.00	12,006	F2020
R	Shannon, Tannie	M.A.	Lect.-Pool	English	1.00	12,006	F2020
R	Shively, Elizabeth	Ph.D.	Lect.-Pool	Sociology	0.50	6,003	F2020
N	Smith, David	Ph.D.	Lecturer	Political Science	1.00	42,012	FY2021
R	Soullier, Anastasia	M.A.	Lect.-Pool	English	0.25	3,002	F2020
R	Watson, Penny	M.A.	Lect.-Pool	Political Science	0.50	6,003	F2020
N	Whetstone, Crystal	M.A.	Asst. Prof.	Political Science	1.00	56,016	FY2021
R	Zimpfer, Mariah	Ph.D.	Lect.-Pool	Sociology	1.00	12,006	F2020
COLLEGE OF SCIENCE AND ENGINEERING TECHNOLOGY							

N	Addai, Emmanuel	Ph.D.	Lect.-Pool	Engineering Tech	0.25	3,002	F2020
N	Baza, Mohamed	M.S.	Vst.Asst.P.	Computer Science	1.00	70,002	FY2021
R	Benke, Dale	M.Ed.	Lect.-Pool	Engineering Tech	0.75	10,132	F2020
R	Brown-Wilson, Mary	M.S.	Lect.-Pool	Ag. Sciences	0.25	2,502	F2020
R	Bullion, Alisha	M.S.	Lect.-Pool	Ag. Sciences	1.00	15,003	F2020
R	Busby, Spurgeon	M.S.	Lecturer	Mth. & Statistics	1.00	42,012	FY2021
R	Casper, Samantha	M.S.	Lect.-Pool	Mth. & Statistics	0.75	7,506	F2020
R	Coogler, Keith	Ed.D.	Lect.-Pool	Engineering Tech	1.00	17,316	F2020
R	Fletcher, David	M.S.	Lect.-Pool	Mth. & Statistics	1.00	12,006	F2020
R	Foreman, Mark	M.S.	Lect.-Pool	Ag. Sciences	0.33	4,954	F2020
R	Franks, Kristie	M.S.	Lect.-Pool	Ag. Sciences	1.00	13,509	F2020
R	Grant, Marsie	M.A.T.	Lect.-Pool	Mth. & Statistics	0.75	7,506	F2020
N	Higgins, Nora	M.S.	Lect.-Pool	Mth. & Statistics	1.00	12,006	F2020
N	Jayabahu Arachchilage, Harshani	M.S.	Vst.Asst.P.	Chemistry	1.00	48,006	FY2021
R	Jayawardena, Iromi	M.S.	Lect.-Pool	Mth. & Statistics	1.00	12,006	F2020
R	Kitchens, Shirley	M.A.	Lect.-Pool	Mth. & Statistics	1.00	12,006	F2020
N	Klespis, Mark	Ph.D.	Lect.-Pool	Mth. & Statistics	0.50	53,082	FY2021
N	Krawzik, Naomi	Ph.D.	Asst. Prof.	Mth. & Statistics	1.00	65,016	FY2021
N	Langlois, Thomas	M.S.	Lect.-Pool	Engineering Tech	0.25	3,002	F2020
R	Martin, Melissa	M.S.	Lect.-Pool	Mth. & Statistics	1.00	12,006	F2020
R	Mikishev, Alexander	Ph.D.	Lect.-Pool	Engineering Tech	1.00	12,006	F2020
R	Moore, Michael	D.V.M.	Lect.-Pool	Ag. Sciences	0.50	7,002	F2020
N	Nguyen, Phuong	Ph.D.	Vst.Asst.P.	Mth. & Statistics	1.00	50,004	FY2021
R	Nicholson, Kristin	Ph.D.	Lect.-Pool	Ag. Sciences	0.75	7,506	F2020
N	Phan, Chi	M.A.	Vst.Asst.P.	Mth. & Statistics	1.00	50,004	FY2021
N	Poddiwala Hewage, Nishantha	M.S.	Lect.-Pool	Mth. & Statistics	1.00	12,006	F2020
N	Reynolds, Chad	M.S.	Lect.-Pool	Ag. Sciences	0.33	3,303	F2020
N	Rostami, Sina	M.A.	Lect.-Pool	Phys & Astron	1.00	14,004	F2020
R	Scasta, Jennifer	M.S.	Lect.-Pool	Ag. Sciences	0.50	5,004	F2020
R	Seberino, Christian	Ph.D.	Lect.-Pool	Phys & Astron	1.00	14,004	F2020
N	Sheets, Holly	Ph.D.	Lecturer	Phys & Astron	1.00	55,008	FY2021
R	Shelton, Mary	M.A.	Lect.-Pool	Mth. & Statistics	1.00	12,006	F2020
R	Stewart, Christopher	M.S.	Lect.-Pool	Ag. Sciences	0.50	5,004	F2020
R	Taylor, Bart	M.Ed.	Lect.-Pool	Engineering Tech	0.25	3,501	F2020
R	Unger, Mackenzie .	M.S.	Lect.-Pool	Mth. & Statistics	1.00	12,006	F2020
R	Vogelsang, Stephen	M.S.	Lect.-Pool	Ag. Sciences	0.58	6,963	F2020
R	Waugh, Terrence	Ph.D.	Lect.-Pool	Engineering Tech	1.00	22,500	F2020
R	WeHunt, John	M.E.	Lect.-Pool	Engineering Tech	0.25	3,002	F2020
N	Weld, Ellen	Ph.D.	Vst.Asst.P.	Mth. & Statistics	1.00	50,004	FY2021
R	Wilson, Marsha	M.B.A.	Lect.-Pool	Ag. Sciences	1.00	13,509	F2020
N	Yesudasan Daisy, Sumith	Ph.D.	Asst. Prof.	Engineering Tech	1.00	75,006	FY2021
R	Young, Margaret	M.Ed.	Lect.-Pool	Mth. & Statistics	0.50	5,004	F2020
COLLEGE OF OSTEOPATHIC MEDICINE							
N	Collins, Ouida	M.D.	Asst. Prof.	Prim.Care& Cln.Med	1.00	215,000	FY2021
N	Gardiner, Lesley	M.D.	Asst. Prof.	Prim.Care& Cln.Med	1.00	195,000	FY2021
N	Gokaslan, Sefik	M.D.	Professor	Clinical Anatomy	1.00	135,000	FY2021

N	Leigh, Jr., Townes	D.O.	Asst. Prof.	Prim.Care& Cln.Med	1.00	215,000	FY2021
N	Olaiya, Oluwaseun	D.O.	Asst. Prof.	Prim.Care& Cln.Med	1.00	201,000	FY2021

Sul Ross State University

FACULTY PERSONNEL CHANGES

RESIGNATIONS

1. Frey, Logan, Lecturer and Head Strength Coach, effective August 31, 2020.

RETIREMENTS

1. Chambers, Sandra, Associate Athletic Director for Compliance and Lecturer of Mathematics, Academic Center for Excellence, effective August 31, 2020.

LEAVE OF ABSENCE

1. None to report.

NON-REAPPOINTMENTS

1. None to report.

CHANGES IN STATUS

1. O'Shaughnessy, Ryan, Interim Assistant Provost of Research and Assistant Professor of Ag Business to ½ Time Professor of Ag Business, effective September 1, 2020
2. Payne, Laura, Interim Dean of Graduate Studies to Dean of Graduate Studies, effective September 1, 2020.
3. Funasaki, Eric T., Associate Professor of Mathematics and Computer Science to Associate Professor of Mathematics and Computer Science and Dean of Research, effective September 1, 2020.
4. Nicosia, Patricia, Assistant Provost and Professor of Mathematics to Dean of Academic Affairs, effective August 1, 2020.

PROMOTION TO ASSOCIATE PROFESSOR

1. None to report.

PROMOTION TO PROFESSOR

1. None to report.

TENURE

1. None to report.

TERMINAL CONTRACTS

1. None to report.

FACULTY APPOINTMENTS, New (N) and Renewal (R)

	NAME	DEG	RANK	DEPARTMENT	FTE	SALARY	PERIOD
COLLEGE OF AGRICULTURAL & NATURAL RESOURCE SCIENCES							
R	Allen, John	M.B.A.	Lecturer	Indus.Tech.	0.2	\$2,130	Fall 2020
R	Aragon, Clint	M.S.	Lecturer	Nat. Res. Mgmt.	0.2	\$2,130	Fall 2020
R	Keeling, Jeffrey	M.S.	Lecturer	Nat. Res. Mgmt.	.13	\$1,420	Fall 2020
R	Low, Jimmy	M.A.	Lecturer	Indus.Tech.	0.4	\$4,260	Fall 2020
R	Medina-Nava, Carolina	M.S.	Lecturer	Nat. Res. Mgmt.	.07	\$710	Fall 2020
R	Mondrik, Justin	M.S.	Lecturer	Nat. Res. Mgmt.	.07	\$710	Fall 2020
R	Nixon, Keith	B.S.	Lecturer	Indus.Tech.	0.2	\$2,130	Fall 2020
R	Ross, Terrence	B.A.	Lecturer	Indus.Tech	0.2	\$2,130	Fall 2020
R	Sanders, Corey	B.S.	Lecturer	Indus.Tech.	0.4	\$4,260	Fall 2020
R	Titulaer, Mieke	Ph.D.	Lecturer	Nat. Res. Mgmt.	0.2	\$2,130	Fall 2020
N	Woodward, Kimberly	M.S.	Lecturer	Animal Science	0.2	\$2,130	Fall 2020
COLLEGE OF ARTS & SCIENCES							
R	Amparan, Melissa	M.B.A.	Lecturer	First Yr Seminar	.03	\$355	Fall 2020
R	Barrientes, Benjamin	J.D.	Lecturer	Behav & Soc Sci	0.2	\$2,130	Fall 2020
			Ret Assoc				
R	Baulch, Clay	Ed.D.	Prof	Behav & Soc Sci	0.2	\$2,130	Fall 2020
R	Gallego, Pete P.	J.D.	Lecturer	Behav & Soc Sci	0.2	\$2,130	Fall 2020
R	Green, Julia	M.S.	Lecturer	Bio/Geo/PhysSci	0.2	\$2,130	Fall 2020
R	Hilscher, Anne Marie	M.S.	Lecturer	Bio/Geo/PhysSci	0.52	\$5,570	Fall 2020
R	Marsh, Matthew	M.A.	Lecturer	Behav & Soc Sci	0.4	\$4,260	Fall 2020
			Ret Prof				
R	Sager, Nelson	Ph.D.	Emeritus	Lang & Lit	0.2	\$2,130	Fall 2020
R	Smietana, John	M.A.	Lecturer	Behav & Soc Sci	0.2	\$4,260	Fall 2020
R	Snyder, Brandy	M.S.	Lecturer	First Yr Seminar	.03	\$355	Fall 2020
R	Walter, Matt	M.A.	Lecturer	Behav & Soc Sci	0.2	\$2,130	Fall 2020
R	Wren, Rebecca	M.A.	Lecturer	Behav & Soc Sci	0.2	\$2,130	Fall 2020
COLLEGE OF EDUCATION AND PROFESSIONAL STUDIES							
R	Alimboyoguen, Leinora	M.Ed.	Lecturer	Education	0.4	\$4,260	Fall 2020
				Homeland			
R	Atkinson, Arleene	M.S.	Lecturer	Security/CJ	0.2	\$2,130	Fall 2020
R	Barrientes, Benjamin	J.D.	Lecturer	Homeland Security/CJ	0.2	\$2,130	Fall 2020
R	Coleman, Shirley	M.Ed.	Lecturer	Education	0.1	\$826	Fall 2020
R	Fox, Caroline	M.Ed.	Lecturer	Education	0.4	\$4,260	Fall 2020
R	Garcia, Mabel	M.Ed.	Lecturer	Education	0.2	\$2,130	Fall 2020

R	Garcia, Rebecca	M.Ed.	Lecturer	Education	0.4	\$4,260	Fall 2020
N	Hector, Katherine	M.Ed.	Lecturer	Education	0.4	\$4,260	Fall 2020
N	Kiessling, Peter	Ph.D.	Lecturer	Kines & Human Performance	0.4	\$4,260	Fall 2020
N	Madrid, Gilray	M.Ed.	Lecturer	Education	0.27	\$2,400	Fall 2020
R	Maestas, Alonzo	M.S.	Lecturer	Kines & Human Performance	0.4	\$4,260	Fall 2020
N	McCulloch, Austin	M.S.	Lecturer	Performance	0.2	\$2,130	Fall 2020
R	Morrissey, Hugh	M.Ed.	Lecturer	Education	0.2	\$2,130	Fall 2020
R	Olive, Tamara	Ph.D.	Lecturer	Education	0.4	\$4,260	Fall 2020
R	Oliver, Melissa	M.Ed.	Lecturer	Education	0.4	\$4,260	Fall 2020
R	Quibodeaux, Lisa	Ph.D.	Lecturer	Homeland Security/CJ	0.4	\$4,260	Fall 2020
N	Quintanilla, Brenda	Ph.D.	Lecturer	Education	0.4	\$4,260	Fall 2020
R	Rogers, Kimra	M.Ed.	Lecturer	Education	0.4	\$4,260	Fall 2020
N	Roll, Nancy	M.Ed.	Lecturer	Education	0.62	\$6,600	Fall 2020
R	Wallace, Paula	Ph.D.	Lecturer	Education	0.4	\$4,260	Fall 2020
R	Walker, Jeanne	M.Ed.	Lecturer	Education	.25	\$2,652	Fall 2020
R	Washington, Antuan	M.S.	Lecturer	Kines & Human Performance	0.4	\$4,260	Fall 2020
R	Wickersham-Fish, Leah	Ph.D.	Lecturer	Education	0.2	\$2,130	Fall 2020
DEL RIO, EAGLE PASS, AND UVALDE CAMPUSES							
N	Aquino, Cynthia	M.Ed.	Lecturer	Education	0.2	\$2,130	Fall 2020
R	Baulch, Clay	Ed.D.	Prof	Ret Assoc Humanities	0.2	\$2,130	Fall 2020
R	Carson, Terry	Ph.D.	Ret Prof	Business Administration	4.02	\$42,782	Fall 2020
R	Davis, Richard	M.S.	Lecturer	Natural & Behavioral Sciences	0.4	\$4,260	Fall 2020
R	Frederick, Austin	M.T.H.	Lecturer	Nat & Behav Sci	.39	\$4,200	Fall 2020
R	Garcia-Williams, Ileana	M.Ed.	Lecturer	Humanities	0.2	\$2,130	Fall 2020
R	Garza, Jorge	Ed D.	Lecturer	Education	0.2	\$2,130	Fall 2020
R	Gonzalez, Sergio	J.D.	Lecturer	Nat & Behav Sci	0.6	\$6,390	Fall 2020
R	Guerrero, Gloria	M.Ed.	Lecturer	Education	0.2	\$2,130	Fall 2020
R	Hanley, Mary	Ph.D.	Lecturer	Nat & Behav Sci	.39	\$4,200	Fall 2020
R	Kohut, Darren	M.A.	Lecturer	Nat & Behav Sci	0.4	\$4,260	Fall 2020
R	Lira, Rolando	MSN	Lecturer	Nat & Behav Sci	.39	\$4,200	Fall 2020
N	Martinez, Anjelica	M.S.N.	Lecturer	Nat & Behav Sci	.39	\$4,200	Fall 2020
R	Nunley, Barbara	M.S.	Lecturer	Bus Admin	0.2	\$2,130	Fall 2020

R	Roethler, Jeremy	Ph.D.	Lecturer	Humanities	0.4	\$4,260	Fall 2020
R	Walden, Lisa	Ph.D.	Lecturer	Humanities	0.2	\$2,130	Fall 2020
R	Watkins, Joy	M.Ed.	Lecturer	Education	0.4	\$4,260	Fall 2020

TEXAS STATE UNIVERSITY

FACULTY PERSONNEL CHANGES

CHANGE IN STATUS

1. Brooks, Maneka D., from Associate Professor, Counseling, Leadership, Adult Education, and School Psychology, to Associate Dean, College of Education and Associate Professor, Counseling, Leadership, Adult Education, and School, effective September 1, 2020.
2. Jewell, Robert Todd, from Associate Dean, McCoy College of Business Administration and Professor, Finance and Economics, to Interim Chair, Computer Information Systems and Quantitative Methods, Associate Dean, McCoy College of Business Administration, and Professor, Finance and Economics, effective September 1, 2020.
3. Liu, Ting, from Professor, Health and Human Performance, to Associate Dean, College of Education and Professor, Health and Human Performance, effective September 1, 2020.
4. Long, Ju, from Chair and Associate Professor, Computer Information Systems and Quantitative Methods, to Associate Professor, Computer Information Systems and Quantitative Methods, effective September 1, 2020.
5. Morrish, Douglas G., from Professor, Agricultural Sciences and Assistant Dean, College of Applied Arts to Professor, Agricultural Sciences and Associate Dean, College of Applied Arts, effective September 1, 2020.
6. Vandiver, Donna, from Professor, Criminal Justice and Criminology and Associate Dean, College of Applied Arts to Professor, Criminal Justice and Criminology, effective September 1, 2020.

LEAVE OF ABSENCE

1. Dorman, Walter A., Senior Lecturer, Mathematics, effective Fall 2020.
2. Koutitas, Georgios, Assistant Professor, Ingram School of Engineering, effective Fall 2020 and Spring 2021.
3. Yueqin, Hu, Associate Professor, Psychology, effective Fall 2020 and Spring 2021.

RESIGNATIONS

1. Clark, Thomas S., Professor, Music, effective August 31, 2020.
2. Kang, Jiyun, Associate Professor, Family and Consumer Sciences, effective August 31, 2020.
3. Hoffman, William D., Assistant Professor, Chemistry and Biochemistry, effective August 21, 2020.
4. Yu, Qingkai, Associate Professor, Ingram School of Engineering, effective July 31, 2020.

RETIREMENTS

1. Felson, Marcus K., Professor, Criminal Justice and Criminology, effective August 31, 2020.
2. Garza, Rubén, Professor, Curriculum and Instruction, effective August 31, 2020.
3. Gu, Weizhen, Professor, Mathematics, effective August 31, 2020.
4. Heaberlin, Dickie M., Professor, English, effective August 31, 2020.
5. Holt, Elvin, Professor, English, effective August 31, 2020.
6. Hurt, Charles R., Professor, Music, effective August 31, 2020.
7. Mehta, Mayur R., Professor, Computer Information Systems and Quantitative Methods, effective August 1, 2020.
8. Moody, Sandra W., Associate Professor, Biology, effective August 31, 2020.
9. Myers II, Thomas H., Professor, Physics, effective August 31, 2020.
10. O'Neal, Sharon F., Associate Professor, Curriculum and Instruction, effective August 31, 2020.
11. Opheim, Cynthia L., Professor, Political Science, effective May 31, 2021.
12. Peirce-Burleson, Katherine L., Professor, Journalism and Mass Communication, effective August 31, 2020.
13. Perkins, David B., Professor, Criminal Justice and Criminology, effective August 31, 2020.
14. Smart, Dennis L., Associate Professor, Management, effective August 31, 2020.
15. Thickstun, Thomas L., Professor, Mathematics, effective August 31, 2020.

FACULTY APPOINTMENTS, New (N) and Renewal (R)

NAME	DEG	RANK	DEPARTMENT	%FTE	SALARY	PERIOD
COLLEGE OF APPLIED ARTS						
R Ackerson, Carla J.	Ed.D.	Clinical Lecturer	Social Work	1.00	57,639.56	2020-2021
R Almeida, Alex D.	H.S.	Assistant Professor	Military Science	1.00	0.00	2020-2021
R Anderson, Lindsey	M.S.W.	Lecturer	Social Work	.20	0.00	Fall 2020
R Ashton, Michael E.	M.S.	Professor	Military Science	1.00	0.00	2020-2021
R Baker, Brian L.	J.D.	Lecturer	Criminal Justice and Criminology	.40	8,112.00	Fall 2020
R Barr, Geoffrey I.	J.D.	Lecturer	Criminal Justice and Criminology	.20	4,112.00	Fall 2020
R Blackwell, Angela	M.S.W.	Lecturer	Social Work	.40	8,000.00	Fall 2020
R Blum, Peggy L.	M.B.A.	Lecturer	Family and Consumer Sciences	1.00	50,162.04	2020-2021
R Borges, Bradley D.	A.S.	Lecturer	Agricultural Sciences	1.00	25,000.00	Fall 2020
R Branham, Amber	B.S.F.C.S.	Lecturer	Family and Consumer Sciences	1.00	56,650.08	2020-2021
R Brasfield, Karen	M.S.	Senior Lecturer	Family and Consumer Sciences	1.00	61,119.06	2020-2021
R Brooks, Richard S.	M.S.W.	Lecturer	Social Work	.20	4,000.00	Fall 2020
R Bruner, Brian L.	M.B.A.	Lecturer	Agricultural Sciences	.75	35,258.10	2020-2021
R Carreon, Jennifer	Ph.D.	Lecturer	Criminal Justice and Criminology	.20	4,000.00	SSI
R Chevallier, James	M.A.	Assistant Professor	Military Science	1.00	0.00	2020-2021
R Cho, Hyojung	Ph.D.	Lecturer	Family and Consumer Sciences	.75	18,810.77	Fall 2020
R Clark, Thomas P.	J.D.	Lecturer	Criminal Justice and Criminology	.40	8,112.00	Fall 2020
R Crawford, Michelle	M.Ed.	Lecturer	Family and Consumer Sciences	.50	12,424.28	Fall 2020
N Curry, Tamecia M.	M.S.W.	Lecturer	Social Work	.40	8,000.00	Fall 2020
R Davis, Brittany M.	M.A.	Lecturer	Organization, Workforce, and Leadership Studies	.20	3,500.00	Fall 2020
R Dean, Yolanda I.	M.S.I.S.	Lecturer	Organization, Workforce, and Leadership Studies	.20	3,500.00	Fall 2020
N Debnath, Deepayan	Ph.D.	Lecturer	Agricultural Sciences	.20	5,500.00	Fall 2020
R DeRuyter, Jacob	B.S.	Assistant Professor	Aerospace Studies	1.00	0.00	2020-2021
R Donnelly, David M.	M.A.	Lecturer	Organization, Workforce, and Leadership Studies	.20	3,500.00	Fall 2020
R Duke, Sandra E.	Ph.D.	Assistant Professor of Practice	Family and Consumer Sciences	1.00	60,357.06	2020-2021
R Elsass, H. Jaymi	Ph.D.	Lecturer	Criminal Justice and Criminology	1.00	58,180.90	2020-2021
R Fisher, Deborah T.	M.S.	Lecturer	Family and Consumer Sciences	1.00	51,187.92	2020-2021
R Fontenot, Dienitha	M.Ed.	Clinical Assistant Professor	Family and Consumer Sciences	1.00	88,299.04	2020-2021
N Foster, Gary L.	M.A.	Professor	Aerospace Studies	1.00	0.00	2020-2021
R Fritz, Kathleen M.	M.I.D.	Assistant Professor of Practice	Family and Consumer Sciences	1.00	60,176.00	2020-2021
R Fuller, Noel A.	M.S.I.S.	Lecturer	Organization, Workforce, and Leadership Studies	.20	3,500.00	Fall 2020
R Gibson, Patricia A.	Ed.D.	Lecturer	Organization, Workforce, and Leadership Studies	.20	4,000.00	Fall 2020
R Gomez, Valerie J.	M.S.W.	Lecturer	Social Work	1.00	53,560.02	2020-2021
R Gottschall, Portia	M.Ed.	Senior Lecturer	Organization, Workforce, and Leadership Studies	1.00	54,253.79	2020-2021
N Gough, Heather	Ph.D.	Assistant Professor	Social Work	1.00	68,000.00	2020-2021
R Gray, Christine R.	Ph.D.	Senior Lecturer	Family and Consumer Sciences	1.00	54,791.01	2020-2021
R Gutierrez, Tozi A.	Ph.D.	Clinical Assistant Professor	Social Work	1.00	65,471.42	2020-2021
R Harkins, Betty L.	Ph.D.	Lecturer	Organization, Workforce, and Leadership Studies	.20	4,000.00	Fall 2020
R Harrison, Robert	B.S.	Assistant Professor	Military Science	1.00	0.00	2020-2021
R Hill, Caroline C.	M.S.	Lecturer	Family and Consumer Sciences	.33	9,074.75	Fall 2020
R Hinojosa, Leonard	M.S.	Lecturer	Criminal Justice and Criminology	.40	6,500.00	Fall 2020
N Jackson, Clarissa	M.S.W.	Lecturer	Social Work	.20	4,000.00	Fall 2020
R Jondle, Kelly L.	Ph. D.	Lecturer	Family and Consumer Sciences	1.00	24,848.51	Fall 2020
N Kaplan, Andrew L.	M.F.A.	Lecturer	Family and Consumer Sciences	.40	10,000.00	Fall 2020
R Kennedy, Mark D.	J.D.	Lecturer	Criminal Justice and Criminology	.20	4,112.00	Fall 2020

N	Kernodle, David A.	M.Arch.	Lecturer	Family and Consumer Sciences	.20	5,000.00	Fall 2020
N	Koller, Adrienne M.	M.A.	Lecturer	Criminal Justice and Criminology	.20	3,250.00	Fall 2020
R	Le Duc, Frances A.	Ph.D.	Lecturer	Agricultural Sciences	.20	5,500.00	Fall 2020
N	Liang, Yuli	Ph.D.	Lecturer	Family and Consumer Sciences	.20	4,500.00	SSI & SSII
N	Lines, Kristen A.	M.S.	Lecturer	Family and Consumer Sciences	.20	4,500.00	Fall 2020
R	Malone, Marloree	M.A.	Lecturer	Family and Consumer Sciences	.20	4,000.00	Fall 2020
R	Martaindale, Michael H.	Ph.D.	Lecturer	Criminal Justice and Criminology	.20	4,112.00	Fall 2020
R	Mayer, Deborah J.	M.S.W.	Lecturer	Social Work	.40	8,000.00	Fall 2020
R	McClain, Terrance	M.Ed.	Lecturer	Organization, Workforce, and Leadership Studies	.20	4,000.00	Fall 2020
R	McGee, Stacie S.	M.S.W.	Lecturer	Social Work	1.00	53,128.06	2020-2021
R	Medel, Ruben S.	M.S.S.W.	Clinical Senior Lecturer	Social Work	1.00	61,305.56	2020-2021
R	Menge, Lindsey D.	M.S.	Senior Lecturer	Family and Consumer Sciences	1.00	50,000.00	2020-2021
R	Moon, KeriAnne	D.S.W.	Lecturer	Social Work	1.00	55,177.54	2020-2021
R	Morgan, Elizabeth	Ph.D.	Lecturer	Family and Consumer Sciences	.20	4,500.00	SSI & SSII
R	Mowrey, Kara R.	Ed.D.	Lecturer	Organization, Workforce, and Leadership Studies	.20	4,000.00	Fall 2020
R	Nava, Michael E.	Ph.D.	Lecturer	Organization, Workforce, and Leadership Studies	.20	4,000.00	Fall 2020
R	Nisenbaum, Miriam L.	M.S.S.W.	Lecturer	Social Work	.40	8,000.00	Fall 2020
R	Ostergren, Ellen L.	M.S.W.	Lecturer	Social Work	1.00	53,444.07	2020-2021
R	Pace, Russell W.	H.S.	Assistant Professor	Military Science	1.00	0.00	2020-2021
R	Phillips, Farya	Ph.D.	Lecturer	Family and Consumer Sciences	.40	10,000.00	Fall 2020
R	Pierdolla, Eryn L.	M.S.	Lecturer	Agricultural Sciences	1.00	52,000.02	2020-2021
R	Polk, Taylor C.	M.S.C.J.	Lecturer	Criminal Justice and Criminology	.20	3,250.00	Fall 2020
R	Pulley, Justin D.	M.S.	Lecturer	Agricultural Sciences	.20	4,300.00	SSII
R	Pulliam, Rose M.	Ph.D.	Clinical Assistant Professor	Social Work	1.00	64,812.07	2020-2021
R	Ramirez, Stephanie A.	Ph.D.	Lecturer	Family and Consumer Sciences	.40	9,000.00	Fall 2020
R	Roberts, Sandra	M.S.	Lecturer	Family and Consumer Sciences	.20	4,500.00	SSII
R	Roberts, Sandra	M.S.	Lecturer	Family and Consumer Sciences	.40	9,000.00	Fall 2020
R	Rogers, Lisa	M.S.S.W.	Lecturer	Social Work	1.00	50,004.92	2020-2021
R	Rollins, Tanya N.	M.S.W.	Lecturer	Social Work	.40	8,000.00	Fall 2020
R	Romo, Katherine	M.B.A.	Assistant Professor of Practice	Family and Consumer Sciences	1.00	66,018.34	2020-2021
N	Roper, Allison Y.	M.S.S.W.	Lecturer	Social Work	.20	4,000.00	Fall 2020
R	Saha, Subhrajit K.	Ph.D.	Lecturer	Agricultural Sciences	1.00	56,401.58	2020-2021
R	Sherron, Todd	Ph.D.	Assistant Professor of Practice	Organization, Workforce, and Leadership Studies	1.00	63,458.34	2020-2021
R	Smith, Cassandra	M.S.W.	Lecturer	Social Work	1.00	53,040.02	2020-2021
R	Springer, Gary J.	Ph.D.	Lecturer	Organization, Workforce, and Leadership Studies	.20	4,000.00	Fall 2020
N	Squires, Vickie L.	M.M.Ed.	Lecturer	Family and Consumer Sciences	.75	39,000.00	2020-2021
R	Stokes Batts, Stacy R.	M.S.W.	Lecturer	Social Work	1.00	53,570.44	2020-2021
R	Summerhill, Laura	Ph.D.	Lecturer	Social Work	1.00	54,098.14	2020-2021
N	Surathkal, Prasanna	M.S.	Lecturer	Agricultural Sciences	.20	5,000.00	Fall 2020
R	Takahashi, Iwao	Ph.D.	Lecturer	Family and Consumer Sciences	.40	10,000.00	Fall 2020
R	Thornton, Hannah	M.S.	Clinical Assistant Professor	Family and Consumer Sciences	1.00	64,690.54	2020-2021
R	Tillotson, Stephen	Ph.D.	Lecturer	Criminal Justice and Criminology	1.00	57,646.33	2020-2021
R	Titus, Amber N.	M.A.	Lecturer	Family and Consumer Sciences	1.00	44,248.15	2020-2021
R	Underhill, Barry A.	M.F.A.	Lecturer	Family and Consumer Sciences	1.00	46,813.50	2020-2021
R	Vasquez, Jennifer	M.S.W.	Lecturer	Social Work	1.00	53,444.07	2020-2021

R	Vela, Robert H.	Ed.D.	Lecturer	Organization, Workforce, and Leadership Studies	.20	4,000.00	Fall 2020
R	Velez, Lea R.	D.S.W.	Clinical Lecturer	Social Work	1.00	53,406.78	2020-2021
R	Volk, Robbie M.	M.S.C.J.	Lecturer	Criminal Justice and Criminology	.20	3,250.00	SSII
R	Whitworth, Clifford	Ph.D.	Lecturer	Organization, Workforce, and Leadership Studies	.20	3,500.00	Fall 2020
R	Williams, Howard	Ph.D.	Lecturer	Criminal Justice and Criminology	1.00	51,512.56	2020-2021
R	Wilson, Barbara D.	M.Ed.	Lecturer	Organization, Workforce, and Leadership Studies	.20	3,500.00	Fall 2020
R	Youens, Christina	M.S.	Lecturer	Family and Consumer Sciences	.75	17,595.09	Fall 2020
R	Young, Amanda R.	M.A.	Lecturer	Organization, Workforce, and Leadership Studies	.20	3,500.00	Fall 2020
R	Youngberg, Emily	M.S.W.	Lecturer	Social Work	1.00	53,444.00	2020-2021

MCCOY COLLEGE OF BUSINESS ADMINISTRATION

R	Angelow, David E.	M.B.A.	Lecturer	Computer Information Systems and Quantitative Methods	1.00	70,330.80	2020-2021
R	Ayres, Lindsay E.	J.D.	Lecturer	Finance and Economics	.20	4,500.00	Fall 2020
R	Beadle, David I.	M.A.	Lecturer	Management	.20	4,750.00	Fall 2020
R	Biemer, David J.	Ph.D.	Lecturer	Management	.40	9,100.00	Fall 2020
R	Blacksmith, James	M.S.	Lecturer	Management	.40	8,250.00	Fall 2020
R	Bogar, Daniel T.	M.B.A.	Lecturer	Management	.40	7,250.00	Fall 2020
R	Brown, Laurie D.	M.Acy	Lecturer	Accounting	1.00	66,717.32	2020-2021
R	Cameron, David B.	Ph.D.	Lecturer	Management	1.00	88,458.10	2020-2021
R	Conn, Carolyn	Ph.D.	Clinical Assistant Professor	Accounting	1.00	133,765.84	2020-2021
R	Cooley, Ronald R.	M.B.A.	Lecturer	Finance and Economics	.20	4,500.00	Fall 2020
R	D'Amelio, Michael	J.D.	Lecturer	Management	.40	9,100.00	Fall 2020
R	Davidson, Jeanne	M.S.Acy.	Lecturer	Accounting	.40	15,250.00	Fall 2020
N	De Santis, Massimiliano	Ph.D.	Lecturer	Finance and Economics	1.00	80,000.00	2020-2021
R	Draman, Rexford	Ph.D.	Lecturer	Management	1.00	85,085.71	2020-2021
R	Estilaei, Mohammad R.	Ph.D.	Lecturer	Finance and Economics	1.00	100,000.00	2020-2021
R	Evans, Mark W.	M.S.	Lecturer	Management	.40	9,250.00	Fall 2020
R	Felan, Victor N.	M.B.A.	Lecturer	Accounting	.40	7,650.00	Fall 2020
R	Flynn, Steven T.	M.B.A.	Lecturer	Finance and Economics	1.00	50,555.15	2020-2021
R	Frei, Seth S.	Ph.D.	Lecturer	Management	1.00	82,200.02	2020-2021
R	Guerrero, Elizabeth	M.B.A.	Lecturer	Management	.20	5,100.00	Fall 2020
R	Gunter, Matari J.	Ph.D.	Lecturer	Management	1.00	81,304.36	2020-2021
R	Hale, Janet	J.D.	Senior Lecturer	Finance and Economics	1.00	96,193.89	2020-2021
R	Hamilton, William	M.B.A.	Lecturer	Management	.20	4,500.00	Fall 2020
R	Hamman, Bradley	M.S.	Lecturer	Computer Information Systems and Quantitative Methods	1.00	76,414.11	2020-2021
R	Hampshire, Alexandra Z.	M.S.	Lecturer	Accounting	1.00	69,235.20	2020-2021
R	Hoffman, Tina M.	M.B.A.	Lecturer	Management	.20	4,250.00	Fall 2020
R	Jacks, Laura J. R.	J.D.	Lecturer	Finance and Economics	1.00	52,645.67	2020-2021
R	Jetton, Kevin J.	M.B.A.	Senior Lecturer	Computer Information Systems and Quantitative Methods	1.00	82,645.74	2020-2021
R	Jillapalli, Ravi K.	Ph.D.	Lecturer	Marketing	1.00	97,572.38	2020-2021
R	Kebodeaux, Charles Keith	L.L.M./J.D.	Clinical Assistant Professor	Accounting	1.00	120,979.56	2020-2021
R	Keefe, James F.	M.B.A.	Senior Lecturer	Computer Information Systems and Quantitative Methods	1.00	73,429.22	2020-2021
R	Kelley, Zachary M.	M.S.	Lecturer	Computer Information Systems and Quantitative Methods	1.00	75,584.70	2020-2021
R	Krou, Jennifer L.	M.A.	Senior Lecturer	Computer Information Systems and Quantitative Methods	1.00	70,000.00	2020-2021
R	Krylova, Lyudmyla	M.P.A.	Lecturer	Accounting	1.00	69,914.23	2020-2021
R	Lund, Yogesh D.	M.B.A.	Lecturer	Management	.20	4,600.00	Fall 2020
R	Lyman, Kevin H.	M.B.A.	Lecturer	Management	1.00	81,401.00	2020-2021

R	McNeill, Lance J.	M.B.A.	Lecturer	Management			
R	McWilliams, Jerome A.	Ph.D.	Clinical Assistant Professor	Accounting	1.00	127,597.79	2020-2021
N	Mehta, Mayur R.	Ph.D.	Professor	Computer Information Systems and Quantitative Methods	.50	83,043.15	2020-2021
R	Meng, Xiao	Ph.D.	Lecturer	Finance and Economics	1.00	81,039.15	2020-2021
R	Moffitt, Kathleen A.	M.Acy.	Lecturer	Accounting	1.00	71,907.00	2020-2021
R	Moore, Bobbie J.	M.B.A.	Lecturer	Management	1.00	85,000.00	2020-2021
R	Moore, Christina J.	M.S.	Lecturer	Management	1.00	81,893.14	2020-2021
R	Morgan, Byron L.	Ph.D.	Lecturer	Management	.20	4,600.00	Fall 2020
R	Morgan, Byron L.	Ph.D.	Lecturer	Computer Information Systems and Quantitative Methods	.20	5,000.00	Fall 2020
R	Murdock, Kenneth	M.B.A.	Senior Lecturer	Marketing	1.00	68,666.47	2020-2021
R	Noll, Arthur W.	M.B.A.	Senior Lecturer	Marketing	1.00	70,829.72	2020-2021
R	Painter, Matthew	M.B.A.	Senior Lecturer	McCoy College of Business Administration	1.00	91,907.00	2020-2021
R	Ponder, Elizabeth	M.S.	Lecturer	Accounting	1.00	68,961.40	2020-2021
R	Prilipko, Evgenia V.	Ph.D.	Lecturer	Management	.20	4,750.00	Fall 2020
R	Proesel, Steven G.	M.S.B.A.	Lecturer	Accounting	.20	7,250.00	Fall 2020
R	Proschko, Christopher R.	J.D.	Lecturer	Accounting	1.00	71,097.38	2020-2021
R	Puffer, Thomas M.	M.S.	Professor of Practice	Accounting	1.00	105,915.02	2020-2021
R	Quinn, Floyd F.	Ph.D.	Assistant Professor of Practice	Management	1.00	99,340.01	2020-2021
N	Redeppening, Michelle A.	M.A.	Lecturer	Management	.20	3,000.00	Fall 2020
R	Rose, Dennis V.	M.B.A.	Lecturer	Management	.20	4,000.00	SSII
R	Rose, Dennis V.	M.B.A.	Lecturer	Management	.40	8,250.00	Fall 2020
R	Rougeux, Natalie	J.D.	Lecturer	Management	.20	4,250.00	Fall 2020
N	Sanders, Donald E.	J.D.	Professor	Finance and Economics	1.00	62,354.12	Fall 2020
R	Toles, Holland	Ph.D.	Senior Lecturer	Finance and Economics	1.00	111,681.90	2020-2021
R	Trinidad, Jose	Ph.D.	Assistant Professor Emeritus	Finance and Economics	.20	4,500.00	Fall 2020
N	Wagner, William J.	M.A.	Lecturer	Management	.20	2,000.00	Fall 2020
R	Watts, Tracy L.	M.A.	Lecturer	Management	.20	3,750.00	Fall 2020
R	West, Vicki L.	M.B.A.	Senior Lecturer	Marketing	1.00	87,625.25	2020-2021
R	Wihelm, Justin J.	M.Acy.	Lecturer	Accounting	.20	10,800.00	Fall 2020
R	Williams, Laura	M.A.	Lecturer	Management	.20	3,750.00	Fall 2020
R	Wright, Robert L.	M.S.T.	Lecturer	Computer Information Systems and Quantitative Methods	1.00	71,302.14	2020-2021
R	Zigrossi, Chrisopher J.	M.B.A.	Lecturer	Management	.40	9,100.00	Fall 2020
R	Zigrossi, Sam J.	M.B.A.	Lecturer	Management	.20	4,600.00	Fall 020
N	Zihagh, Fereshteh	Ph.D.	Lecturer	Marketing	.20	5,000.00	SSII
R	Wiley, Emily R.	M.B.A.	Lecturer	Management	.40	10,000.00	Fall 2020

COLLEGE OF EDUCATION

R	Ahrens, Jennifer	Ph.D.	Clinical Associate Professor	Health and Human Performance	1.00	67,794.56	2020-2021
R	Aidman, Barry J.	Ph.D.	Assistant Professor of Practice	Counseling, Leadership, Adult Education, and School Psychology	1.00	70,500.10	2020-2021
R	Armentront, Debra	M.Ed.	Lecturer	Curriculum and Instruction	.40	6,500.00	Fall 2020
R	Balcer, Mary K.	M.Ed.	Lecturer	Curriculum and Instruction	.20	4,200.00	Fall 2020
R	Bazan, Orphalinda	M.Ed.	Lecturer	Curriculum and Instruction	.20	4,200.00	Fall 2020
R	Bender, Stacey H.	M.Ed.	Senior Lecturer	Health and Human Performance	1.00	43,752.88	2020-2021
R	Berglund, Rose M.	M.Ed.	Lecturer	Health and Human Performance	.50	19,310.73	2020-2021
R	Botello, Leticia G.	M.Ed.	Lecturer	Curriculum and Instruction	.20	3,600.00	Fall 2020
R	Breeden, Michele	M.Ed.	Lecturer	Curriculum and Instruction	1.00	46,709.47	2020-2021
R	Brooks, Jodi M.	M.Ed.	Senior Lecturer	Curriculum and Instruction	1.00	47,045.87	2020-2021
R	Brown, Scott M.	Ph.D.	Lecturer	Counseling, Leadership, Adult Education, and School Psychology	.20	4,000.00	Fall 2020
R	Brown, Vanessa	M.Ed.	Lecturer	Curriculum and Instruction	.20	3,600.00	Fall 2020

R	Cabell, Lee	Ed.D.	Lecturer	Health and Human Performance	.20	3,500.00	Fall 2020
R	Caldwell, Kristine J.	M.A.	Lecturer	Health and Human Performance	.20	3,500.00	Fall 2020
R	Calzada, Donna J.	Ed.D.	Lecturer	Counseling, Leadership, Adult Education, and School Psychology	.20	4,000.00	Fall 2020
R	Calzada, Lucio	Ed.D.	Lecturer	Counseling, Leadership, Adult Education, and School Psychology	.20	4,000.00	Fall 2020
R	Carter, Teri L.	M.Ed.	Lecturer	Health and Human Performance	1.00	39,979.55	2020-2021
N	Casillas, Eric	M.S.R.L.S.	Lecturer	Health and Human Performance	.20	3,500.00	Fall 2020
R	Castillo, Alice V.	M.A.	Lecturer	Curriculum and Instruction	.20	4,200.00	Fall 2020
R	Cave, Roy M.	M.S.	Lecturer	Curriculum and Instruction	.20	4,200.00	Fall 2020
R	Chambers, Alexis	M.S.	Lecturer	Health and Human Performance	1.00	36,843.59	2020-2021
R	Chiles, Tracy K.	Ph. D.	Senior Lecturer	Counseling, Leadership, Adult Education, and School Psychology	1.00	55,680.03	2020-2021
R	Clark, Susan B.	M.Ed.	Lecturer	Curriculum and Instruction	.20	3,600.00	Fall 2020
R	Collier, Denise L.	Ph.D.	Lecturer	Counseling, Leadership, Adult Education, and School Psychology	.40	8,000.00	Fall 2020
R	Crook, Dena M.	Ed.D.	Senior Lecturer	Curriculum and Instruction	1.00	49,354.15	2020-2021
R	Davenport, Katy	M.Ed.	Senior Lecturer	Curriculum and Instruction	1.00	55,401.32	2020-2021
R	Davis, Barbara H.	Ed.D.	Lecturer	Curriculum and Instruction	.20	2,400.00	Fall 2020
R	Davis, Laura L.	M.Ed.	Senior Lecturer	Curriculum and Instruction	1.00	48,082.27	2020-2021
R	Downey, Darcy L.	Ed.D.	Clinical Assistant Professor	Health and Human Performance	1.00	67,792.54	2020-2021
R	Duchaine, Ellen L.	Ph.D.	Senior Lecturer	Curriculum and Instruction	1.00	50,601.90	2020-2021
R	Duhon, Laura L.	Ed. D.	Senior Lecturer	Curriculum and Instruction	1.00	51,485.95	2020-2021
R	Dussler III, Marcus	Ph.D.	Lecturer	Health and Human Performance	.20	4,000.00	Fall 2020
R	Esmiol, Amy L.M.	M.S.R.L.S.	Lecturer	Health and Human Performance	1.00	36,000.00	2020-2021
R	Everman, Daphne	Ph.D.	Lecturer	Curriculum and Instruction	1.00	45,409.38	2020-2021
R	Faires, Carey W.	B.S.Ed.	Lecturer	Health and Human Performance	.20	5,250.00	Fall 2020
N	Farrell, Caitlyn A.	M.S.	Lecturer	Health and Human Performance	.40	7,000.00	Fall 2020
R	Fisher, Diane C.	Ed.D.	Lecturer	Counseling, Leadership, Adult Education, and School Psychology	.20	4,000.00	Fall 2020
R	Fletcher, Erika S.	M.Ed.	Lecturer	Curriculum and Instruction	.20	3,600.00	Fall 2020
R	Foster, Laura K.	M.Ed.	Lecturer	Counseling, Leadership, Adult Education, and School Psychology	.40	8,000.00	Fall 2020
R	Fugate, Margarette K.	Ph.D.	Lecturer	Curriculum and Instruction	.40	7,100.00	Fall 2020
R	Garcia, Marina E.	M.S.R.L.S.	Lecturer	Health and Human Performance	1.00	40,000.00	2020-2021
R	Goodwin, Patsy J.	M.S.	Lecturer	Curriculum and Instruction	.20	1,800.00	Fall 2020
R	Goudeau, Rita L.	M.S.	Lecturer	Curriculum and Instruction	.20	2,400.00	Fall 2020
R	Grimaldo, Leticia	Ph.D.	Lecturer	Counseling, Leadership, Adult Education, and School Psychology	.20	4,000.00	Fall 2020
R	Habermacher, Sha-Lyn	M.Ed.	Lecturer	Curriculum and Instruction	.20	3,600.00	Fall 2020
R	Hall, Dorothy L.	Ph.D.	Lecturer	Counseling, Leadership, Adult Education, and School Psychology	.20	4,000.00	Fall 2020
R	Hall, Susan P.	Ph.D.	Clinical Assistant Professor	Counseling, Leadership, Adult Education, and School Psychology	1.00	67,765.84	2020-2021
R	Hallman, Victoria	M.A.	Lecturer	Health and Human Performance	.50	17,516.79	2020-2021
R	Harris, Bergeron	Ed.D.	Clinical Assistant Professor	Counseling, Leadership, Adult Education, and School Psychology	1.00	67,395.72	2020-2021
R	Hastings, Candace K.	Ph.D.	Lecturer	Counseling, Leadership, Adult Education, and School Psychology	.20	4,000.00	Fall 2020
R	Haynes, Megan B.	M.S.	Senior Lecturer	Health and Human Performance	1.00	48,108.33	2020-2021
R	Heffner, Carla J.	M.S.	Senior Lecturer	Health and Human Performance	1.00	46,586.17	2020-2021
R	Hemenway, Rebecca L.	M.S.	Lecturer	Curriculum and Instruction	1.00	46,709.47	2020-2021
R	Hendrix, April N.	Ph.D.	Lecturer	Counseling, Leadership, Adult Education, and School Psychology	.20	4,000.00	Fall 2020
R	Hill, Gregory T.	Ph.D.	Lecturer	Counseling, Leadership, Adult Education, and School Psychology	.20	4,000.00	Fall 2020
R	Holschuh, Douglas R.	Ph.D.	Senior Lecturer	Curriculum and Instruction	1.00	65,970.89	2020-2021

R	Humphrey, Whitney L.	Ph.D.	Lecturer	Counseling, Leadership, Adult Education, and School Psychology	.20	4,000.00	Fall 2020
R	Hutchison, Karen	M.Ed.	Lecturer	Curriculum and Instruction	.20	3,600.00	Fall 2020
R	Jacob, Cynthia C.	M.Ed.	Lecturer	Curriculum and Instruction	.20	4,200.00	Fall 2020
R	Jansky, Katrina M.	M.Ed.	Senior Lecturer	Curriculum and Instruction	1.00	46,239.32	2020-2021
R	Johnson, John K.	M.S.	Lecturer	Health and Human Performance	.20	3,000.00	Fall 2020
R	Jones, Elaine B.	M.Ed.	Lecturer	Curriculum and Instruction	.20	3,000.00	Fall 2020
R	Jones, Joan C.	M.Ed.	Lecturer	Curriculum and Instruction	.20	4,800.00	Fall 2020
R	Kim, Amber G.	M.Ed.	Lecturer	Curriculum and Instruction	.40	7,000.00	Fall 2020
R	King, Jeffry T.	Ph.D.	Lecturer	Curriculum and Instruction	1.00	47,747.53	2020-2021
R	Koury, Cheryl L.	M.Ed.	Lecturer	Curriculum and Instruction	.20	4,800.00	Fall 2020
R	Kuhn, Michelle T.	Ph.D.	Lecturer	Curriculum and Instruction	.20	4,000.00	Fall 2020
R	Langerock, Nancy	Ph.D.	Senior Lecturer	Curriculum and Instruction	1.00	48,852.93	2020-2021
R	Lee, Allyson A.	M.Ed.	Lecturer	Curriculum and Instruction	.20	4,000.00	Fall 2020
R	Lee, Kathryn S.	Ph.D.	Associate Professor Emeritus	Curriculum and Instruction	.50	37,897.92	2020-2021
R	Leonard, Marty W.	M.Ed.	Senior Lecturer	Health and Human Performance	1.00	44,885.20	2020-2021
R	Lind, Tamara D.	M.Ed.	Lecturer	Curriculum and Instruction	.20	4,200.00	Fall 2020
R	Lord, Michal A.	Ph.D.	Senior Lecturer	Health and Human Performance	.20	4,000.00	Fall 2020
R	Loya, Blanca T.	M.A.	Lecturer	Curriculum and Instruction	1.00	45,139.10	2020-2021
R	Lunkin, Karen L.	Ph.D.	Lecturer	Counseling, Leadership, Adult Education, and School Psychology	.40	8,000.00	Fall 2020
R	Masterson, Lynn	Ph.D.	Lecturer	Curriculum and Instruction	.40	8,000.00	Fall 2020
R	McClendon, Megan E.	Ph.D.	Lecturer	Health and Human Performance	.20	3,500.00	Fall 2020
R	McClune, Lindsay	M.P.H.	Lecturer	Health and Human Performance	1.00	36,749.86	2020-2021
R	McDonald, Jacquelyn	Ph.D.	Clinical Associate Professor	Health and Human Performance	1.00	75,121.83	2020-2021
R	McIntosh, Melody	M.S.	Lecturer	Curriculum and Instruction	.20	3,500.00	SS II
R	McMillen-Hudak, Nancy A.	M.S.	Lecturer	Curriculum and Instruction	.20	3,600.00	Fall 2020
R	Mencke, Paul D.	Ph.D.	Senior Lecturer	Curriculum and Instruction	1.00	49,489.55	2020-2021
R	Meritt, Julia M.	M.Ed.	Senior Lecturer	Curriculum and Instruction	1.00	48,146.46	2020-2021
R	Milk, Christopher	Ph.D.	Lecturer	Curriculum and Instruction	1.00	46,735.26	2020-2021
R	Milligan, Kevin R.	Ph.D.	Lecturer	Counseling, Leadership, Adult Education, and School Psychology	.20	4,000.00	Fall 2020
R	Moede, Kurt E.	M.M.	Lecturer	Curriculum and Instruction	.50	24,500.00	2020-2021
R	Money, Kristy K.	Ph.D.	Lecturer	Counseling, Leadership, Adult Education, and School Psychology	.20	4,000.00	SS II
R	Murillo-Sutterby, Sandra	Ph.D.	Lecturer	Curriculum and Instruction	1.00	49,079.44	2020-2021
R	Murray, Judy L.	Ed.D.	Lecturer	Curriculum and Instruction	.20	4,800.00	Fall 2020
N	Mutscher, Travis	Ph.D.	Lecturer	Counseling, Leadership, Adult Education, and School Psychology	.20	4,000.00	Fall 2020
R	Nelson, Angela M.	Ed.D.	Lecturer	Curriculum and Instruction	.20	3,000.00	Fall 2020
R	Newhouse-Bailey, Megan E.	M.Ed.	Lecturer	Health and Human Performance	1.00	37,496.03	2020-2021
R	Newman, Tara A.	Ed.D.	Senior Lecturer	Curriculum and Instruction	1.00	51,385.60	2020-2021
R	Nolan, Christy D.	Ed.D.	Lecturer	Health and Human Performance	.20	3,500.00	Fall 2020
R	Oestreich, Jo B.	Ph.D.	Senior Lecturer	Curriculum and Instruction	1.00	50,165.97	2020-2021
R	O'Rourke, Patricia	M.Ed.	Lecturer	Curriculum and Instruction	.20	3,600.00	Fall 2020
R	Otting, Tiffany L.	Ph.D.	Lecturer	Counseling, Leadership, Adult Education, and School Psychology	.20	4,000.00	Fall 2020
R	Pankey, Robert B.	Ed.D.	Professor Emeritus	Health and Human Performance	.25	26,792.00	2020-2021
R	Patek, Kyle T.	M.S.	Senior Lecturer	Health and Human Performance	1.00	43,973.44	2020-2021
R	Peca, Yolanda C.	M.Ed.	Senior Lecturer	Curriculum and Instruction	1.00	45,350.19	2020-2021
N	Perry, Jessica K.	M.S.R.L.S.	Lecturer	Health and Human Performance	1.00	40,005.05	2020-2021
R	Peterson, Katie E.	Ph.D.	Lecturer	Curriculum and Instruction	1.00	51,385.60	2020-2021
R	Pfannenstiel, Kathleen L.	Ph.D.	Lecturer	Curriculum and Instruction	.20	4,000.00	SS II
N	Phinney, Andrew	M.Ed.	Lecturer	Curriculum and Instruction	.20	3,500.00	Fall 2020
R	Pierce, Carolyn D.	M.Ed.	Lecturer	Curriculum and Instruction	.20	3,600.00	Fall 2020

R	Pool, Kimbroly A.	Ed.D.	Lecturer	Curriculum and Instruction	.20	3,600.00	Fall 2020
R	Porterfield, Jennifer A.	Ph.D.	Lecturer	Curriculum and Instruction	1.00	48,247.00	2020-2021
R	Potter, Denise D.	M.Ed.	Lecturer	Curriculum and Instruction	.20	5,400.00	Fall 2020
R	Ramirez, Lucila	Ph.D.	Senior Lecturer	Counseling, Leadership, Adult Education, and School Psychology	1.00	59,344.77	2020-2021
R	Reyes, Catharina	M.Ed.	Lecturer	Curriculum and Instruction	.20	1,166.67	Fall 2020
R	Riley, Jr., Philip M.	M.Ed.	Lecturer	Curriculum and Instruction	.20	3,600.00	Fall 2020
R	Robarts, Dawn M.	Ph.D.	Senior Lecturer	Health and Human Performance	1.00	60,052.40	2020-2021
R	Roberts, Scott L.	M.A.	Lecturer	Counseling, Leadership, Adult Education, and School Psychology	.20	4,000.00	Fall 2020
R	Ruiz-Winner, Veronica D.	Ph.D.	Lecturer	Curriculum and Instruction	.20	3,500.00	SS II
R	Ruiz-Winner, Veronica D.	Ph.D.	Lecturer	Curriculum and Instruction	.20	3,500.00	Fall 2020
R	Saladino, Rebecca F.K.	M.Ed.	Lecturer	Curriculum and Instruction	.20	3,000.00	Fall 2020
N	Scholsz, David J.	Ph.D.	Lecturer	Counseling, Leadership, Adult Education, and School Psychology	.40	8,000.00	Fall 2020
R	Serrano-Ramos, Arlene F.	Ph.D.	Lecturer	Counseling, Leadership, Adult Education, and School Psychology	.40	8,000.00	Fall 2020
R	Sparrow, Barbara	Ph.D.	Lecturer	Counseling, Leadership, Adult Education, and School Psychology	.40	8,000.00	Fall 2020
R	Spear, Elizabeth	M.Ed.	Lecturer	Curriculum and Instruction	.20	3,600.00	Fall 2020
R	Spencer, Jeanne	Ed.D.	Lecturer	Counseling, Leadership, Adult Education, and School Psychology	.20	4,000.00	Fall 2020
R	Steen, Heather	M.Ed.	Lecturer	Curriculum and Instruction	.20	3,000.00	Fall 2020
R	Stroud, Laura Lee	M.Ed.	Lecturer	Curriculum and Instruction	1.00	50,861.43	2020-2021
R	Summer, Marlyse	M.Ed.	Lecturer	Curriculum and Instruction	.40	7,000.00	Fall 2020
R	Swearingen, Carolyn C.	M.Ed.	Senior Lecturer	Health and Human Performance	1.00	48,110.57	2020-2021
R	Thomas, Krista A.	M.S.R.L.S.	Senior Lecturer	Health and Human Performance	1.00	51,346.45	2020-2021
R	Tidwell, Tamera	Ed.D.	Lecturer	Curriculum and Instruction	.40	6,600.00	Fall 2020
R	Valdez-Gainer, Nancy	M.Ed.	Lecturer	Curriculum and Instruction	1.00	49,000.00	2020-2021
R	Vesseliza, Jr., Robert R.	M.A.	Lecturer	Health and Human Performance	.20	0.00	SS II
R	Vesseliza, Jr., Robert R.	M.A.	Lecturer	Health and Human Performance	.20	0.00	Fall 2020
R	Villers, Lance C.	Ph.D.	Lecturer	Counseling, Leadership, Adult Education, and School Psychology	.20	4,000.00	Fall 2020
R	Webb, Britney K.	M.Ed.	Senior Lecturer	Health and Human Performance	1.00	54,015.45	2020-2021
R	Weese, Jessica	M.S.	Lecturer	Health and Human Performance	.40	7,000.00	Fall 2020
R	Werner, Patricia	M.Ed.	Lecturer	Health and Human Performance	.20	3,500.00	Fall 2020
R	Williams, Deidre	Ed.D.	Lecturer	Curriculum and Instruction	1.00	45,000.00	2020-2021
R	Woolery, Jason S.	M.A.	Senior Lecturer	Curriculum and Instruction	1.00	42,733.80	2020-2021
R	Young, Maria D.	M.Ed.	Lecturer	Curriculum and Instruction	.20	1,200.00	Fall 2020
R	Zapp, Teresa L.	M.Ed.	Senior Lecturer	Curriculum and Instruction	1.00	47,042.91	2020-2021
N	Zunker, Laura J.	Ed.D.	Lecturer	Curriculum and Instruction	.20	4,000.00	Fall 2020

COLLEGE OF FINE ARTS AND COMMUNICATION

R	Aamot, Craig A.	M.M.	Senior Lecturer	Music	1.00	45,700.05	2020-2021
N	Abel, Tracey B.	M.L.A.	Lecturer	Art and Design	.40	7,112.00	Fall 2020
R	Agnew, Steffanie	M.A.	Lecturer	Journalism and Mass Communication	.20	3,500.00	Fall 2020
R	Artaza, Danica G.	M.A.	Lecturer	Communication Studies	.20	3,600.00	Fall 2020
R	Avenatti, Alyssa	M.M.	Lecturer	Music	.20	2,400.00	Fall 2020
R	Bajackson, Robert	M.A.	Senior Lecturer	Journalism and Mass Communication	1.00	61,369.83	2020-2021
R	Bandy, Carla A.	B.F.A.	Lecturer	Art and Design	.20	3,612.00	Fall 2020
R	Bannon, Susannah	M.A.	Lecturer	Communication Studies	1.00	47,500.00	2020-2021

R	Bartz, Ezra J.	D.M.A.	Senior Lecturer	Music	1.00	47,138.83	2020-2021
R	Bertling, Teresa S.	M.A.	Lecturer	Journalism and Mass Communication	1.00	51,500.04	2020-2021
N	Billnitzer, Beth O.	M.A.	Lecturer	Art and Design	.20	3,612.00	Fall 2020
R	Blackman, Natalie	M.F.A.	Lecturer	Theatre and Dance	1.00	43,260.03	2020-2021
R	Blasingame, Dale	M.A.	Assistant Professor of Practice	Journalism and Mass Communication	1.00	60,480.01	2020-2021
R	Bolin, Gregory B.	D.M.A.	Assistant Professor of Practice	Theatre and Dance	1.00	56,500.02	2020-2021
R	Booker, Carl J.	M.F.A.	Lecturer	Theatre and Dance	.20	3,500.00	Fall 2020
R	Bowers IV, Harry	M.S.I.S.	Senior Lecturer	Journalism and Mass Communication	1.00	60,071.29	2020-2021
R	Boysen, Karl L.	M.A.	Lecturer	Communication Studies	.20	3,700.00	Fall 2020
R	Breining, Linda N.	B.A.	Lecturer	Theatre and Dance	1.00	44,000.01	2020-2021
R	Brenek, Jr., Dennis	M.F.A.	Lecturer	Journalism and Mass Communication	.75	37,500.03	2020-2021
R	Brown, Hollie A.	M.F.A.	Lecturer	Art and Design	.20	3,612.00	Fall 2020
R	Buck Tjarks, Mikaela M.	M.F.A.	Lecturer	Art and Design	.40	8,112.00	Fall 2020
R	Buckley, Elizabeth	B.F.A.	Lecturer	Theatre and Dance	.75	35,955.00	2020-2021
R	Burns, Michael E.	Ph.D.	Senior Lecturer	Communication Studies	1.00	60,313.77	2020-2021
N	Burns, Trad A.	B.F.A.	Lecturer	Theatre and Dance	1.00	57,000.06	2020-2021
R	Busa, Susan B.	M.F.A.	Lecturer	Theatre and Dance	1.00	47,000.00	2020-2021
R	Buschhorn, Jennifer L.	M.A.	Assistant Professor of Practice	Journalism and Mass Communication	1.00	65,522.00	2020-2021
R	Camp, Shawn R.	M.F.A.	Lecturer	Art and Design	1.00	45,033.85	2020-2021
R	Canales, James	M.F.A.	Lecturer	Art and Design	1.00	45,773.22	2020-2021
R	Cannon, Robert V.	D.M.A.	Lecturer	Music	.50	22,965.08	2020-2021
R	Carberry, Emmalene G.	M.A.	Lecturer	Communication Studies	.20	3,600.00	Fall 20120
R	Cates, Blythe D.	D.M.A.	Lecturer	Music	.835	33,400.00	2020-2021
R	Chiecchi, Eraldo	B.A.T.	Lecturer	Journalism and Mass Communication	.20	3,600.00	Fall 2020
R	Chilton, Casey F.	M.A.	Senior Lecturer	Communication Studies	1.00	55,665.19	2020-2021
R	Chon, Kayla E.H.	D.M.A.	Lecturer	Music	.40	7,000.00	Fall 2020
R	Cochran, Denise	B.A.T.	Lecturer	Theatre and Dance	.20	2,400.00	Fall 2020
R	Collazo, Hannah	M.A.	Lecturer	Communication Studies	1.00	20,000.01	2020-2021
R	Cone, Courtney	M.F.A.	Lecturer	Art and Design	.40	7,112.00	Fall 2020
R	Cooper, Austin C.	M.A.	Lecturer	Communication Studies	1.00	20,000.03	Fall 2020
N	Cooper, Christina	B.S.Ed.	Lecturer	Art and Design	.20	3,612.00	Fall 2020
R	Corley, Alton	Ph.D.	Lecturer	Music	.4275	20,000.00	2020-2021
R	Cruz, Mark A.	M.M.	Senior Lecturer	Music	.75	37,145.66	2020-2021
R	Dahlenburg, Michelle H.	M.F.A.	Lecturer	Theatre and Dance	1.00	45,149.07	2020-2021
R	Davis, Zoe M.	M.A.	Lecturer	Communication Studies	.40	7,200.00	Fall 2020
R	Dawson, James D.	B.A.T.	Lecturer	Music	.20	5,750.00	Fall 2020
R	DeBow, Faith	M.M.	Senior Lecturer	Music	.40	8,000.00	Fall 2020
R	DesChamps-Benke, Nicole	M.F.A.	Senior Lecturer	Art and Design	1.00	52,627.74	2020-2021
R	Dickens, Michelle	M.A.	Lecturer	Journalism and Mass Communication	1.00	50,000.04	2020-2021
R	Ditto, Charles	D.M.A.	Senior Lecturer	Music	1.00	51,758.59	2020-2021
R	Donahue, Nathan	M.A.	Lecturer	Communication Studies	.25	3,600.00	Fall 2020
R	Draper, Page P.	M.A.	Lecturer	Communication Studies	.40	7,200.00	Fall 2020
R	Eaton, Rebecca	Ph.D.	Senior Lecturer	Music	1.00	49,561.54	2020-2021
R	Elliott, Barbara B.	M.M.	Lecturer	Music	1.00	40,235.08	2020-2021
R	Faseler, Shannon	M.F.A.	Lecturer	Art and Design	1.00	45,870.00	2020-2021
N	Finister, Tanisha	M.A.	Lecturer	Communication Studies	.75	15,000.03	Fall 2020
R	Fox, Kymberly J.	M.A.	Professor of Practice	Journalism and Mass Communication	1.00	82357.16	2020-2021
R	Francis, Anthony	M.F.A.	Lecturer	Art and Design	.50	11,744.64	Fall 2020
R	Fraser, Leslee R.	M.F.A.	Lecturer	Art and Design	.50	11,022.03	Fall 2020

R	Galvan, Misti R.	M.F.A.	Lecturer	Theatre and Dance	1.00	23,970.06	Fall 2020
R	Garza, Jr., Jose	Ph.D.	Lecturer	Music	1.00	47,073.04	2020-2021
R	Gates, Kevin T.	M.A.	Lecturer	Theatre and Dance	.75	36,143.73	2020-2021
R	Gaultney, Ira B.	M.A.I.S.	Lecturer	Journalism and Mass Communication	1.00	37,500.00	2020-2021
R	George, Babetta	M.F.A.	Lecturer	Theatre and Dance	.20	4,112.00	Fall 2020
R	Gibson, Monica P.	B.A.	Lecturer	Theatre and Dance	.20	3,500.00	Fall 2020
R	Gonzalez, Brandon I.	M.F.A.	Lecturer	Theatre and Dance	.50	22,886.70	2020-2021
R	Gonzalez, Rodolfo	H.S.	Lecturer	Journalism and Mass Communication	.75	37,500.03	2020-2021
R	Gomez, Rita R.	M.A.	Lecturer	Communication Studies	1.00	20,000.00	Fall 2020
R	Gorina, Alena	D.M.A.	Senior Lecturer	Music	1.00	40,234.81	2020-2021
R	Gray, Abbigail C.	J.D.	Lecturer	Journalism and Mass Communication	.20	4,250.00	Fall 2020
R	Guzman, Jr., Miguel S.	H.S.	Lecturer	Music	.625	25,000.00	2020-2021
R	Hadden, Shelby	M.F.A.	Lecturer	Theatre and Dance	.75	35,341.47	2020-2021
R	Hale, Daris W.	M.M.	Senior Lecturer	Music	1.00	42,306.05	2020-2021
R	Hale, Patrick	M.A.	Lecturer	Communication Studies	.20	3,600.00	Fall 2020
R	Hall, Richard D.	M.M.	Senior Lecturer	Music	1.00	50,311.35	2020-2021
R	Ham, Brittany R.	M.F.A.	Lecturer	Art and Design	.20	3,500.00	SSII
R	Ham, Brittany R.	M.F.A.	Lecturer	Art and Design	.20	3,612.00	Fall 2020
R	Hamelin, Karla M.	D.M.A.	Senior Lecturer	Music	1.00	42,671.92	2020-2021
R	Hamrick, Utah L.	D.M.A.	Senior Lecturer	Music	1.00	46,182.55	2020-2021
R	Hartung-Ishii, Shay L.	M.F.A.	Lecturer	Theatre and Dance	1.00	56,317.85	2020-2021
R	Hawes, Cathy J.	M.A.	Lecturer	Theatre and Dance	.20	2,400.00	Fall 2020
R	Head, Katherine	M.A.	Lecturer	Communication Studies	1.00	40,000.05	2020-2021
R	Hehmsoth, Henry	M.M.	Associate Professor of Practice	Music	1.00	62,529.06	2020-2021
N	Heise, Nancy A.	M.A.	Lecturer	Communication Studies	.75	15,000.03	Fall 2020
R	Hendren, Claire A.	M.A.	Lecturer	Art and Design	1.00	45,000.00	2020-2021
R	Hendren, Claire A.	M.A.	Lecturer	Art and Design	.20	4,000.00	SSII
R	Hengst, Nicole E.	M.A.	Lecturer	Journalism and Mass Communication	1.00	40,000.00	2020-2021
R	Henry III, William	B.M.	Lecturer	Music	1.00	36,662.67	2020-2021
N	Herrington, Tesenia Y.	M.F.A.	Lecturer	Theatre and Dance	.40	8,000.00	Fall 2020
R	Hickinbotham, Gary S.	H.S.	Lecturer	Music	1.00	55,799.28	2020-2021
R	Hinojosa, Esteban	M.A.	Lecturer	Art and Design	1.00	45,870.00	2020-2021
R	Holzner, Matthew	M.M.	Senior Lecturer	Music	1.00	50,227.03	2020-2021
R	Hopkins, Kaitlin	H.S.	Professor of Practice	Theatre and Dance	1.00	86,325.76	2020-2021
R	Horn, Caleb B.	M.F.A.	Lecturer	Art and Design	1.00	44,440.02	2020-2021
R	Huke, Sarann S.	B.F.A.	Lecturer	Theatre and Dance	.20	4,000.00	Fall 2020
R	Hutchins, Jeremy	M.A.	Senior Lecturer	Communication Studies	1.00	56,000.45	2020-2021
R	James, Jessica L.	M.A.	Lecturer	Journalism and Mass Communication	1.00	49,383.05	2020-2021
R	Janiga, Laritza D.	M.F.A.	Lecturer	Art and Design	1.00	47,145.18	2020-2021
N	Jenkins, Kevin C.	Ph.D.	Lecturer	Art and Design	.20	4,112.00	Fall 2020
R	Jewell, James M.	B.F.A.	Lecturer	Theatre and Dance	.20	3,500.00	SSII
R	Jewell, Marcie L.	M.F.A.	Lecturer	Theatre and Dance	.20	3,000.00	Fall 2020
R	Johnson, Brian	M.F.A.	Senior Lecturer	Art and Design	1.00	45,467.68	2020-2021
R	Johnson, Craig M.	D.M.A.	Professor of Practice	Music	1.00	82,902.87	2020-2021
R	Jones, Jules B.	M.F.A.	Lecturer	Art and Design	1.00	46,474.58	2020-2021
R	Kaufman, Charles	M.S.	Senior Lecturer	Journalism and Mass Communication	1.00	55,684.52	2020-2021
R	Kehr, Erin	M.F.A.	Lecturer	Theatre and Dance	1.00	56,000.00	2020-2021
R	Kelly, Kory C.	M.A.	Lecturer	Communication Studies	.40	7,200.00	Fall 2020
R	Khan, Salwa	Ph.D.	Lecturer	Journalism and Mass Communication	.40	8,000.00	Fall 2020

R	Kilday, Carolyn	M.F.A.	Lecturer	Art and Design	1.00	47,463.61	2020-2021
R	King, Daniel A.	M.A.	Lecturer	Communication Studies	1.00	42,429.90	2020-2021
R	Klier, Kari	M.M.	Senior Lecturer	Music	.89	46,943.95	2020-2021
R	Kraemer, Wayne	M.A.	Senior Lecturer	Communication Studies	1.00	76,950.09	2020-2021
R	Krantz, Laura E.	M.A.	Lecturer	Journalism and Mass Communication	.25	16,125.05	2020-2021
R	Lab, Lindsay J.	H.S.	Lecturer	Theatre and Dance	1.00	48,191.67	2020-2021
R	Law, Huay-Bing	M.F.A.	Lecturer	Theatre and Dance	.75	35,955.00	2020-2021
R	Laws, Kelly S.	M.Ed.	Lecturer	Music	1.00	40,235.17	2020-2021
R	Lawson, Nicholas	M.F.A.	Lecturer	Theatre and Dance	1.00	46,000.00	2020-2021
R	LeClair, Cassandra F.	Ph.D.	Senior Lecturer	Communication Studies	1.00	51,480.00	2020-2021
R	Liford, Clayton C.	B.S.	Lecturer	Theatre and Dance	.40	7,112.00	Fall 2020
R	Lopez, Robert A.	M.M.	Senior Lecturer	Music	.889	41,983.97	2020-2021
R	Lyons-Garcia, Courtney P.	M.A.	Lecturer	Journalism and Mass Communication	.20	3,750.00	Fall 2020
R	Mallonee, Laura	M.A.	Lecturer	Communication Studies	1.00	40,400.19	2020-2021
R	Maresca, Marqui	B.A.	Lecturer	Theatre and Dance	.75	17,555.06	Fall 2020
R	Maresca, Richard	H.S.	Lecturer	Theatre and Dance	1.00	58,550.62	2020-2021
R	Marks, Dianne S.	M.Ed.	Lecturer	Theatre and Dance	.20	1,200.00	Fall 2020
R	Markus, Dwight L.	M.A.	Lecturer	Theatre and Dance	.20	4,000.00	Fall 2020
R	Martinez, Gilbert	J.D.	Senior Lecturer	Journalism and Mass Communication	1.00	57,987.17	2020-2021
R	Matejowsky, Layce D.	M.A.	Lecturer	Communication Studies	.20	1,200.00	Fall 2020
R	May, Thomas L.	M.F.A.	Lecturer	Art and Design	1.00	45,000.98	2020-2021
R	Mazak, Andrew G.	B.M.	Senior Lecturer	Music	.75	36,512.24	2020-2021
R	Mazurek, Anna L.	M.A.	Lecturer	Journalism and Mass Communication	.20	6,000.00	Fall 2020
R	McCorkle, Amanda	M.F.A.	Lecturer	Theatre and Dance	.75	34,261.27	2020-2021
R	McMeeking, Anne	M.F.A.	Lecturer	Theatre and Dance	1.00	55,792.42	2020-2021
R	McPherson, Ryan	M.A.	Lecturer	Communication Studies	.40	7,200.00	Fall 2020
R	McShane-Bolton, Kathleen M.	M.F.A.	Lecturer	Art and Design	.75	35,322.87	2020-2021
R	Miles, Charles J.	B.A.	Lecturer	Music	.50	21,571.93	2020-2021
R	Miller, Ann B.	M.F.A.	Lecturer	Art and Design	.75	33,750.00	2020-2021
R	Mikulin, Susannah	M.A.	Lecturer	Theatre and Dance	.20	3,000.00	Fall 2020
R	Minor, Tobie S.	B.A.	Lecturer	Theatre and Dance	1.00	44,313.84	2020-2021
R	Mooney, Kevin E.	Ph.D.	Senior Lecturer	Music	1.00	62,267.39	2020-2021
R	Morris, Matthew B.	M.A.	Lecturer	Communication Studies	1.00	40,397.58	2020-2021
R	Ninov, Dimitar N.	Ph.D.	Senior Lecturer	Music	1.00	42,306.02	2020-2021
R	Nolan, David S.	Ph.D.	Regent's Teacher and Professor of Practice	Journalism and Mass Communication	1.00	81,244.07	2020-2021
R	Oliver, Christa J.	M.A.	Assistant Professor of Practice	Theatre and Dance	1.00	54,500.04	2020-2021
R	Owen, Phillip D.	M.F.A.	Lecturer	Theatre and Dance	1.00	56,843.08	2020-2021
N	Passino, Morgan	M.A.	Lecturer	Communication Studies	1.00	20,000.03	Fall 2020
R	Prado, Brian E.	D.M.A.	Lecturer	Music	1.00	45,835.23	2020-2021
R	Parrish, Cheryl	M.M.	Senior Lecturer	Music	1.00	54,213.07	2020-2021
R	Paz II, Mark A.	M.A.	Lecturer	Communication Studies	1.00	42,593.90	2020-2021
R	Perrin, Elvia	M.F.A.	Lecturer	Art and Design	1.00	45,000.37	2020-2021
R	Pierucci, Caprice	M.F.A.	Senior Lecturer	Art and Design	1.00	45,534.15	2020-2021
R	Poyser, Bryan K.	B.S.	Lecturer	Theatre and Dance	.75	35,955.00	2020-2021
R	Price, Debra M.	M.A.	Lecturer	Journalism and Mass Communication	1.00	51,500.04	2020-2021
R	Quintero, Michelle	M.M.	Lecturer	Music	.68	27,320.10	2020-2021
R	Radics, Aimee C.	M.M.	Lecturer	Theatre and Dance	.25	13,750.02	2020-2021
R	Renfrow, Rand A.	M.F.A.	Lecturer	Art and Design	.40	7,112.00	Fall 2020
R	Remmler, Soomin	M.F.A.	Lecturer	Art and Design	1.00	46,323.67	2020-2021
R	Richey, Shannon	H.S.	Lecturer	Theatre and Dance	1.00	52,765.21	2020-2021

R	Rodriguez, Melissa D.	M.A.	Lecturer	Theatre and Dance	.40	7,000.00	Fall 2020
R	Rosalay, Juan R.	M.M.	Lecturer	Music	.67	25,574.00	2020-2021
R	Rushing, Jr., Sidney L.	M.F.A.	Lecturer	Theatre and Dance	.20	4,000.00	Fall 2020
R	Salem, Philip J.	Ph.D.	Distinguished Professor Emeritus	Communication Studies	.50	52,070.58	2020-2021
R	Scharlach, Jennifer	M.A.	Assistant Professor of Practice	Journalism and Mass Communication	1.00	62,600.06	2020-2021
R	Schumacher, Daniel W.	M.A.	Senior Lecturer	Journalism and Mass Communication	.25	15,913.67	2020-2021
R	Scurlock-Dillard, Jo Linda	M.A.	Lecturer	Music	.20	3,000.00	Fall 2020
R	Seed, Daniel F.	M.A.	Assistant Professor of Practice	Journalism and Mass Communication	1.00	58,000.00	2020-2021
R	Shay, Colin T.	M.F.A.	Lecturer	Theatre and Dance	1.00	58,000.05	2020-2021
R	Shields, Sara M.	M.A.	Lecturer	Journalism and Mass Communication	1.00	48,000.06	2020-2021
R	Silhavy, Vlasta L.	M.Ed.	Senior Lecturer	Theatre and Dance	1.00	58,034.76	2020-2021
N	Smith, Deirdre M.	M.A.I.S.	Lecturer	Art and Design	.20	4,000.00	SSII
R	Solis Rivero, Genaro	M.F.A.	Lecturer	Art and Design	1.00	48,627.36	2020-2021
N	Spector, Hannah	M.F.A.	Lecturer	Art and Design	.40	7,112.00	Fall 2020
R	Stafford, Lorna M.	M.Ed.	Lecturer	Journalism and Mass Communication	.20	3,750.00	Fall 2020
R	Stearns, Alexander A.	M.F.A.	Lecturer	Theatre and Dance	.40	8,000.00	Fall 2020
R	Stern, Jordan C.	M.M.	Lecturer	Music	1.00	40,871.03	2020-2021
R	Stewart, Neil P.	M.F.A.	Assistant Professor of Practice	Theatre and Dance	1.00	60,337.41	2020-2021
R	Trittin, Brian L.	D.M.A.	Lecturer	Music	.20	3,750.00	Fall 2020
R	Turnage, Caitlin	M.F.A.	Lecturer	Theatre and Dance	1.00	47,940.03	2020-2021
R	Turner, Laura B.	M.F.A.	Lecturer	Art and Design	.75	34,329.96	2020-2021
R	Vandenberg, Scott	M.F.A.	Lecturer	Theatre and Dance	1.00	55,135.92	2020-2021
R	Vassian, Myra A.	M.A.	Senior Lecturer	Music	1.00	49,585.04	2020-2021
R	Vela, Rafael A.	Ph.D.	Lecturer	Journalism and Mass Communication	.20	4,250.00	Fall 2020
R	Villagran, Paul D.	M.A.	Assistant Professor of Practice	Journalism and Mass Communication	1.00	62,500.06	2020-2021
R	Villarreal, Michael	M.F.A.	Lecturer	Art and Design	.40	7,112.00	Fall 2020
R	Waldrep, Lana R.	M.F.A.	Lecturer	Art and Design	1.00	46,948.18	2020-2021
N	Weill, Susan	Ph.D.	Associate Professor	Journalism and Mass Communication	.50	37,380.60	2020-2021
R	Wilds, Jackson S.	M.M.	Lecturer	Music	.75	25,027.56	2020-2021
N	Wilkins, Ronald E.	M.M.	Lecturer	Music	.61	22,000.05	2020-2021
N	Wilson, Casey J.	M.F.A.	Lecturer	Art and Design	.20	3,612.00	Fall 2020
R	Winn, Matthew	M.A.	Lecturer	Communication Studies	.20	3,600.00	Fall 2020
R	Wise, Holly L.	M.S.	Senior Lecturer	Journalism and Mass Communication	1.00	54,611.03	2020-2021
R	Wissler, Holly L.	Ph.D.	Lecturer	Music	1.00	22,500.00	Fall 2020
R	Zmikly, Jonathan	M.A.	Senior Lecturer	Journalism and Mass Communication	1.00	55,000.00	2020-2021

COLLEGE OF HEALTH PROFESSIONS

R	Alcala, Sylvia G.	M.A.	Lecturer	Health Information Management	.40	8,000.00	Fall 2020
R	Baylor, Debbie A.	M.Ed.	Senior Lecturer	Physical Therapy	.50	36,177.13	2020-2021
R	Beauvais, Bradley	Ph.D.	Associate Professor of Practice	Health Administration	1.00	84,000.00	2020-2021
R	Belcik, Kimberly	Ph.D.	Clinical Associate Professor	St. David's School of Nursing	1.00	79,987.55	2020-2021
R	Benitez, Sylvia	M.H.I.M.	Lecturer	Health Information Management	.40	8,000.00	Fall 2020
R	Betz, Nicholas D.	M.S.N.	Lecturer	St. David's School of Nursing	.40	7,800.00	Fall 2020

R	Biggan, Elizabeth	M.S.N.	Clinical Assistant Professor	St. David's School of Nursing	1.00	77,349.96	2020-2021
R	Bowers, Jessica	M.S.	Lecturer	Communication Disorders	1.00	55,826.77	2020-2021
R	Boyd, Shawn L.	M.S.N.	Clinical Associate Professor	St. David's School of Nursing	1.00	84,822.95	2020-2021
R	Boysen, Sara	M.H.I.M.	Lecturer	Health Information Management	.20	4,000.00	Fall 2020
R	Brooks, Lisa L.	M.S.A.	Lecturer	Health Administration	.50	15,000.03	2020-2021
N	Burke, Amanda	M.S.N.	Lecturer	St. David's School of Nursing	.40	8,000.00	Fall 2020
R	Covington, Barbara G.	Ph.D.	Associate Professor	St. David's School of Nursing	.50	50,357.27	2020-2021
R	Cropley, Stacey	D.N.P.	Clinical Assistant Professor	St. David's School of Nursing	1.00	77,520.05	2020-2021
R	Darga, Anne F.	M.S.	Clinical Assistant Professor	St. David's School of Nursing	.20	6,000.00	SSI & SSII
R	Deavers, Wren A.	D.N.P.	Clinical Associate Professor	St. David's School of Nursing	1.00	82,000.08	2020-2021
R	Ellis, Joanna H.	M.S.	Clinical Associate Professor	Clinical Laboratory Science	1.00	81,172.22	2020-2021
R	Farmer, Timothy	M.S.	Clinical Lecturer	Respiratory Care	.20	4,000.00	Fall 2020
R	Finney, Mary-Margaret	M.S.N.	Clinical Associate Professor	St. David's School of Nursing	1.00	84,228.80	2020-2021
R	Galemore, Emilie	Au.D.	Clinical Lecturer	Communication Disorders	1.00	51,460.56	2020-2021
R	Galles, Michelle	M.S.	Lecturer	St. David's School of Nursing	.20	7,800.00	Fall 2020
R	Garza, Jacob L.	D.P.T.	Clinical Lecturer	Physical Therapy	1.00	71,357.96	2020-2021
R	Greene, Lloyd	Ed.D.	Senior Lecturer	Health Administration	.75	55,640.32	2020-2021
R	Guevara, Henry	Ph.D.	Lecturer	St. David's School of Nursing	.40	12,000.00	Fall 2020
N	Guy, Sarah F.	Ph.D.	Assistant Professor	St. David's School of Nursing	1.00	80,000.00	2020-2021
R	Ham, Kitty W.	M.S.N.	Lecturer	St. David's School of Nursing	.40	8,000.00	Fall 2020
R	Harkins, Lynda T.	Ph.D.	Clinical Associate Professor	Respiratory Care	.25	19,507.41	2020-2021
R	Hayes, Kathryn	M.A.	Clinical Lecturer	Communication Disorders	1.00	51,374.95	2020-2021
R	Henry, Courtney	B.S.R.C.	Clinical Lecturer	Respiratory Care	.20	3,500.00	Fall 2020
R	Hess, Cathy M.	B.S.M.R.A.	Lecturer	Health Information Management	.40	8,000.00	Fall 2020
R	Hughes, Monica	M.S.N.	Clinical Assistant Professor	St. David's School of Nursing	1.00	76,500.06	2020-2021
R	Jeffery, Janene L.	M.S.N.	Clinical Associate Professor	St. David's School of Nursing	1.00	85,437.82	2020-2021
R	Jillapalli, Regina	Ph.D.	Assistant Professor	St. David's School of Nursing	1.00	88,045.00	2020-2021
R	John, Jayesh	M.S.R.C.	Clinical Assistant Professor	Respiratory Care	1.00	69,711.00	2020-2021
R	Johnson, Alisha	M.S.N.	Clinical Assistant Professor	St. David's School of Nursing	1.00	80,688.38	2020-2021
R	Johnson, Carrie	D.N.P.	Clinical Associate Professor	St. David's School of Nursing	1.00	85,000.00	2020-2021
R	Johnson, Jennifer	M.S.C.D.	Clinical Lecturer	Communication Disorders	1.00	54,595.96	2020-2021
R	Johnson, Linda E.	M.Ed.	Lecturer	Communication Disorders	1.00	55,059.42	2020-2021
R	Johnson, Otis H.	B.S.	Lecturer	Radiation Therapy	.20	4,000.00	Fall 2020
R	Lalani, Karima H.	Ph.D.	Lecturer	Health Information Management	.20	4,000.00	Fall 2020
R	Lane, Tatum A.	B.S.R.C.	Clinical Lecturer	Respiratory Care	.20	3,500.00	Fall 2020
N	Liburd, Keisha B.	B.S.R.C.	Clinical Lecturer	Respiratory Care	.40	7,000.00	Fall 2020
R	Livsey, Mark W.	M.S.N.	Clinical Associate Professor	St. David's School of Nursing	1.00	82,000.08	2020-2021
R	Lorenz, James G.	D.P.T.	Lecturer	Physical Therapy	.20	1,500.00	Fall 2020
R	Mackenzie, Todd	M.S.	Clinical Assistant Professor	Health Administration	.50	34,047.04	2020-2021
R	McClanahan, Christopher T.	D.N.P.	Clinical Assistant Professor	St. David's School of Nursing	1.00	75,455.98	2020-2021
R	McDowell, Debra	Ph.D.	Clinical Assistant Professor	Physical Therapy	1.00	79,565.58	2020-2021
R	McMahon, Shannon	M.S.N.	Lecturer	St. David's School of Nursing	.20	6,000.00	Fall 2020
R	McManus, Mildred	Ph.D.	Lecturer	St. David's School of Nursing	.20	6,000.00	Fall 2020

R	Messinger, Catherine J.	D.N.P.	Clinical Associate Professor	St. David's School of Nursing	1.00	83,640.08	2020-2021
R	Murphy-Abdouch, Kim M.	M.P.H.	Clinical Associate Professor	Health Information Management	1.00	76,870.70	2020-2021
R	Myers, Danette L.	M.B.A.	Clinical Assistant Professor	Health Information Management	1.00	68,620.59	2020-2021
R	Okere, Suzanna	Ph.D.	Clinical Associate Professor	Physical Therapy	1.00	86,251.50	2020-2021
R	Olmos, Brenda	M.S.N.	Lecturer	St. David's School of Nursing	.20	6,000.00	Fall 2020
R	Page, Tracey L.	D.N.P.	Lecturer	St. David's School of Nursing	.40	12,000.00	Fall 2020
R	Paladino, Andrea	M.S.N.	Clinical Assistant Professor	St. David's School of Nursing	1.00	73,946.51	2020-2021
R	Parker, Mary E.	Ph.D.	Clinical Associate Professor	Physical Therapy	1.00	79,083.11	2020-2021
R	Patel, Stephanie	M.S.N.	Clinical Assistant Professor	St. David's School of Nursing	1.00	78,871.01	2020-2021
R	Perez, Cecilia T.	M.S.C.D.	Clinical Lecturer	Communication Disorders	1.00	52,126.54	2020-2021
R	Rasouljian, Leeda	D.P.T.	Lecturer	Physical Therapy	.20	6,000.00	Fall 2020
R	Rich, Angela J.	S.C.D.	Clinical Associate Professor	Physical Therapy	1.00	87,090.03	2020-2021
R	Rodriguez, Damian	D.P.T.	Clinical Lecturer	Physical Therapy	1.00	70,358.04	2020-2021
R	Rosenbaum, Kimberly A.	M.S.N.	Clinical Assistant Professor	St. David's School of Nursing	1.00	76,000.00	2020-2021
R	Smith, Jessica L.	M.P.H.	Clinical Assistant Professor	Radiation Therapy	1.00	63,785.03	2020-2021
R	Snider, Ashley N.	M.S.N.	Lecturer	St. David's School of Nursing	.40	8,000.00	Fall 2020
R	Soubra, Said H.	M.D.	Clinical Associate Professor	Respiratory Care	.25	12,363.48	2020-2021
R	Spivey, Steven	D.P.T.	Clinical Associate Professor	Physical Therapy	1.00	82,407.60	2020-2021
N	Stokelin, Geoffery	M.S.C.P.M.	Clinical Lecturer	Respiratory Car	.20	3,500.00	Fall 2020
R	Stirtz, Lori L.	M.A.	Senior Lecturer	Communication Disorders	1.00	72,922.13	2020-2021
R	Teal, Jennifer L.	Ed.D.	Lecturer	Health Information Management	.40	8,000.00	Fall 2020
R	Terry, Nichole H.	D.N.P.	Lecturer	St. David's School of Nursing	.40	14,000.00	Fall 2020
R	Tipps, Jason D.	M.S.C.D.	Clinical Lecturer	Communication Disorders	1.00	53,018.84	2020-2021
R	Topinka, Joseph	L.L.M.	Assistant Professor of Practice	Health Administration	1.00	76,236.59	2020-2021
R	Tuttle, Mary E.	D.N.P.	Lecturer	St. David's School of Nursing	.20	6,000.00	Fall 2020
N	Vela, Autumn M.	M.S.	Lecturer	Clinical Laboratory Science	.20	5,000.00	Fall 2020
R	Walston-Sanchez, Melissa E.	M.H.I.M.	Lecturer	Health Information Management	1.00	52,341.52	2020-2021
R	Wendel, Renee	M.S.	Senior Lecturer	Communication Disorders	1.00	60,267.25	2020-2021
R	Williams, Shannon	D.P.T.	Clinical Lecturer	Physical Therapy	1.00	62,314.71	2020-2021
N	Wilson, Devynn M.	B.S.R.C.	Clinical Lecturer	Respiratory Care	.20	3,500.00	Fall 2020
R	Wuollett, Brandy	M.S.N.	Lecturer	St. David's School of Nursing	.40	7,800.00	Fall 2020

COLLEGE OF LIBERAL ARTS

N	Abshire, Roger P.	Ph.D.	Lecturer	Political Science	1.00	45,000.00	2020-2021
R	Adams, Laura L.	Ph.D.	Lecturer	Psychology	1.00	42,000.00	2020-2021
R	Ahlman, Todd M.	Ph.D.	Assistant Professor of Practice	Anthropology	1.00	130,537.91	2020-2021
R	Alcoser II, Hector	M.A.	Lecturer	Political Science	.20	3,500.00	Fall 2020
R	Alfau, Antonio de Jesus	M.A.	Lecturer	World Languages and Literatures	.50	24,084.48	2020-2021
R	Angulo, Juan R.	M.S.	Lecturer	Psychology	1.00	40,687.02	2020-2021
R	Angulo, Sarah K.	Ph.D.	Senior Lecturer	Psychology	1.00	47,964.66	2020-2021
R	Arnold, Charles B.	M.A.	Senior Lecturer	Political Science	1.00	59,126.74	2020-2021
R	Bagnulo, Vince A.	Ph.D.	Lecturer	Political Science	1.00	46,903.00	2020-2021
N	Bajraktarevic, Tea	M.F.A.	Professor	English	1.00	125,000.00	2020-2021
R	Barton, Andrew C.	M.A.	Lecturer	English	1.00	15,450.00	Fall 2020
R	Benedikt, Amelie	Ph.D.	Senior Lecturer	Philosophy	.50	25,084.89	2020-2021
R	Bernstein, Beth A.	Ph.D.	Senior Lecturer	World Languages and Literatures	1.00	43,078.90	2020-2021

R	Bitney, Catherine	Ph.D.	Senior Lecturer	Psychology	1.00	43,756.06	2020-2021
R	Bonazzo	Ph.D.	Lecturer	Sociology	1.00	48,800.00	2020-2021
R	Romaguera, Claude						
R	Bouzard, Gayle G.	M.Ed.	Senior Lecturer	Sociology	1.00	47,345.69	2020-2021
R	Bower, Matthew E.	Ph.D.	Senior Lecturer	Philosophy	1.00	42,318.54	2020-2021
R	Boyd, Carolyn E.	Ph.D.	Associate Research Professor	Anthropology	1.00	85,304.67	2020-2021
R	Breland, Nyoka S.	M.S.I.S.	Lecturer	Political Science	.25	5,344.56	Fall 2020
N	Callahan, Owen A.	Ph.D.	Lecturer	Geography	1.00	25,000.00	Fall 2020
R	Carson, Jo Ann	Ph.D.	Senior Lecturer	Philosophy	.50	30,781.62	2020-2021
N	Carter, Nicholas	Ph.D.	Assistant Professor	Anthropology	1.00	68,000.00	2020-2021
R	Carter, Mark L.	M.A.Geo.	Senior Lecturer	Geography	1.00	66,169.66	2020-2021
R	Chevallier, Flore	Ph.D.	Senior Lecturer	English	1.00	42,328.42	2020-2021
R	Clancy, Lyn E.	J.D.	Lecturer	Geography	.20	4,500.00	Fall 2020
R	Coates, Jason R.	M.F.A.	Senior Lecturer	English	1.00	44,998.06	2020-2021
R	Collins, Joanna K.	Ph.D.	Senior Lecturer	English	1.00	43,188.00	2020-2021
R	Conner, Matthew	Ph.D.	Senior Lecturer	World Languages and Literatures	1.00	52,067.83	2020-2021
R	Cooper, Brian J.	Ph.D.	Senior Lecturer	Geography	1.00	58,425.68	2020-2021
R	Cordaro, Mildred	Ph.D.	Senior Lecturer	Psychology	1.00	51,321.27	2020-2021
R	Crisp, Carrie B.	J.D.	Lecturer	Philosophy	1.00	21,293.14	Fall 2020
R	Cross, Anthony	Ph.D.	Lecturer	Philosophy	1.00	42,499.35	2020-2021
R	Cruz, Jr., Jesus	M.A.	Lecturer	English	.75	11,250.00	Fall 2020
R	Cunningham, Deborah L.	Ph.D.	Lecturer	Anthropology	1.00	55,687.30	2020-2021
R	Davio, Rebecca L.	Ph.D.	Associate Professor of Practice	Geography	1.00	137,610.92	2020-2021
N	Davis, John M.	Ph.D.	Professor	Psychology	.50	48,738.87	2020-2021
R	Dede-Bamfo	Ph.D.	Lecturer	Geography	.20	4,500.00	Fall 2020
R	DeHon, Rene	Ph.D.	Lecturer	Geography	.40	10,000.00	Fall 2020
R	DiMauro-Jackson, Moira M.	Ph.D.	Senior Lecturer	World Languages and Literatures	1.00	50,985.09	2020-2021
R	Diocares, Maria A.	M.A.	Senior Lecturer	World Languages and Literatures	1.00	46,744.07	2020-2021
R	Duffy, Shannon E.	Ph.D.	Senior Lecturer	History	1.00	48,073.20	2020-2021
R	Dunaway, Margaret	Ph.D.	Senior Lecturer	World Languages and Literatures	1.00	46,744.44	2020-2021
R	Easton, Judith A.	Ph.D.	Lecturer	Psychology	1.00	46,678.08	2020-2021
R	Elliott, Rachel J.	M.A.	Lecturer	English	.75	11,250.00	Fall 2020
R	Ellis-Lai, Laura	Ph.D.	Senior Lecturer	English	1.00	42,028.14	2020-2021
R	Etienne-Gray, Trace M.	M.A.	Senior Lecturer	History	1.00	50,212.15	2020-2021
R	Evans, Jacqueline	Ph.D.	Lecturer	Psychology	.40	9,000.00	SSII
R	Evans, Jacqueline	Ph.D.	Lecturer	Psychology	.40	8,000.00	Fall 2020
R	Falconnier, Jamie	M.A.	Lecturer	Political Science	.20	3,500.00	Fall 2020
R	Farrar, Blake R.	M.A.	Lecturer	Political Science	1.00	42,528.22	2020-2021
R	Feeler, William R.	M.F.A.	Lecturer	English	1.00	16,237.04	Fall 2020
R	Fitzgerald, Keri L.	M.A.	Senior Lecturer	English	1.00	42,618.80	2020-2021
R	Fry, Logan J.	M.F.A.	Lecturer	English	1.00	16,237.04	Fall 2020
R	Garza, Ana M.	J.D.	Lecturer	Political Science	.20	3,500.00	Fall 2020
R	Gazda, Peter F.	J.D.	Lecturer	Political Science	.40	7,000.00	Fall 2020
R	Gerhart, Olga S.	Ph.D.	Lecturer	Philosophy	1.00	21,159.27	Fall 2020
R	Gilbertson, Eric N.	Ph.D.	Senior Lecturer	Philosophy	1.00	49,599.10	2020-2021
R	Glass, Bryan S.	Ph.D.	Senior Lecturer	History	1.00	43,921.84	2020-2021
R	Gomez Ramirez, Maria L.	Ph.D.	Lecturer	World Languages and Literatures	1.00	44,455.68	2020-2021
R	Gray, Cari L.	M.A.	Lecturer	Political Science	.40	7,000.00	Fall 2020
R	Hadder, Neill	Ph.D.	Senior Lecturer	Anthropology	1.00	55,959.37	2020-2021
R	Hammett, Chad A.	M.F.A.	Senior Lecturer	English	1.00	49,307.58	2020-2021
R	Hickman, Lois M.	M.A.I.S.	Lecturer	Sociology	.20	5,000.00	Fall 2020
R	Hill, Kayla A.	M.A.	Lecturer	World Languages and Literatures	1.00	44,058.54	2020-2021
N	Hodge, Joshua B.	Ph.D.	Lecturer	Geography	.20	4,500.00	Fall 2020
R	Ilersich, Margaret	M.F.A.	Lecturer	English	1.00	15,787.49	Fall 2020
R	Jammes, Suzon	Ph.D.	Senior Lecturer	Geography	1.00	53,151.86	2020-2021
R	Jensen, William	M.F.A.	Senior Lecturer	English	1.00	42,074.12	2020-2021

R	Johnson, Christopher J.	Ph.D.	Clinical Professor	Sociology	1.00	82,249.09	2020-2021
R	Johnson, Vanessa	M.F.A.	Lecturer	English	1.00	16,539.62	Fall 2020
R	Kanon, Elizabeth	Ph.D.	Lecturer	Philosophy	1.00	21,426.95	Fall 2020
R	Karr, Jeffrey G.	M.F.A.	Lecturer	English	.75	11,587.50	Fall 2020
R	Karrer, Kenneth M.	M.Ed.	Lecturer	History	.40	8,000.00	Fall 2020
R	Kosmitis, Lindy M.	M.A.	Senior Lecturer	English	1.00	47,151.09	2020-2021
R	Lamb Webber, Lisa A.	M.S.	Senior Lecturer	Sociology	1.00	45,750.69	2020-2021
R	Lamm, Jennifer E.	Ph.D.	Lecturer	Political Science	1.00	45,450.00	2020-2021
R	Lannon, Deirdre	M.A.	Senior Lecturer	History	1.00	40,983.03	2020-2021
R	Law, Debra A.	Ph.D.	Senior Lecturer	History	1.00	38,131.49	2020-2021
R	Limage Montesinos, Lupita	Ph.D.	Senior Lecturer	World Languages and Literatures	1.00	50,427.97	2020-2021
R	Linville, Emiko M.	M.A.	Lecturer	World Languages and Literatures	.50	21,597.66	2020-2021
R	Lopez, Joshua C.	M.F.A.	Lecturer	English	1.00	15,760.58	Fall 2020
R	Lupo, Amber K.	Ph.D.	Senior Lecturer	Psychology	1.00	46,401.65	2020-2021
R	Mace, Robert E.	Ph.D.	Professor of Practice	Geography	.25	28,968.75	2020-2021
R	Mann, Bryan N.	Ph.D.	Senior Lecturer	History	1.00	45,707.75	2020-2021
R	Margrave, Christopher K.	M.F.A.	Senior Lecturer	English	1.00	42,028.14	2020-2021
R	Masson, Valerie C.	Ph.D.	Lecturer	World Languages and Literatures	.75	34,695.00	2020-2021
R	Mauck, Jeffrey	Ph.D.	Senior Lecturer	History	1.00	57,337.48	2020-2021
R	May, Whitney S.	M.A.	Lecturer	English	.75	14,081.58	Fall 2020
R	Mayberry, Azucena	Ph.D.	Senior Lecturer	Psychology	.75	35,061.93	2020-2021
R	McKelvain, William	Ph.D.	Senior Lecturer	Psychology	1.00	46,000.00	2020-2021
R	McKeown, Ashley	Ph.D.	Senior Lecturer	Anthropology	1.00	59,915.25	2020-2021
R	McMahan, Jr., Thomas V.	J.D.	Professor of Practice	Political Science	1.00	52,000.00	2020-2021
R	McWilliams, James	Ph.D.	Professor of Practice	History	1.00	41,936.29	2020-2021
R	Meador, Robert P.	M.F.A.	Lecturer	English	1.00	15,450.00	Fall 20120
R	Meeks, Amy M.	Ph.D.	Senior Lecturer	Psychology	1.00	52,709.88	2020-2021
R	Mehrinfar, Kamron	M.F.A.	Lecturer	English	1.00	16,237.08	Fall 20120
R	Mehta, Binita V.	Ph.D.	Senior Lecturer	Philosophy	1.00	49,599.10	2020-2021
R	Melgar, Alba E.	M.A.	Senior Lecturer	World Languages and Literatures	1.00	46,438.53	2020-2021
R	Mellard, Jason D.	Ph.D.	Assistant Professor of Practice	History	1.00	58,387.39	2020-2021
R	Mikles, Nataha L.	Ph.D.	Lecturer	Philosophy	1.00	23,726.45	Fall 2020
R	Mixon, Amanda J.	M.A.	Lecturer	English	1.00	15,000.00	Fall 2020
R	Moore, Jacob W.	M.F.A.	Lecturer	English	.75	11,250.00	Fall 2020
R	Mora, Sherri L.	Ph.D.	Senior Lecturer	Political Science	1.00	77,149.96	2020-2021
R	Moriuchi, Mayumi	Ph.D.	Senior Lecturer	World Languages and Literatures	1.00	53,954.97	2020-2021
R	Mosel-Talavera, Kelly M.	M.A.	Senior Lecturer	Sociology	1.00	48,957.84	2020-2021
R	Moses, Russell G.	Ph.D.	Senior Lecturer	Philosophy	1.00	44,884.59	2020-2021
R	Mullen, Graeme B.	M.F.A.	Lecturer	English	1.00	15,759.00	Fall 2020
R	Myers, Allison G.	M.F.A.	Lecturer	English	.75	11,819.25	Fall 2020
R	Myers, Elissa E.	Ph.D.	Lecturer	English	.20	3,750.00	Fall 2020
R	Needham, Keith A.	M.A.	Senior Lecturer	English	1.00	54,124.66	2020-2021
R	Newcomer, Lara T.	M.A.	Lecturer	History	1.00	38,131.49	2020-2021
R	Newling, Kay M.	M.A.	Senior Lecturer	Sociology	1.00	47,041.54	2020-2021
R	North, Amanda K.	M.F.A.	Lecturer	English	1.00	16,237.04	Fall 2020
R	O'Connor, Robert	Ph.D.	Lecturer	Philosophy	1.00	21,293.14	Fall 2020
R	Olson, Lonnie W.	Ph.D.	Lecturer	Philosophy	.20	4,000.00	Fall 2020
R	Ozturk, Burkay T.	Ph.D.	Senior Lecturer	Philosophy	1.00	42,022.53	2020-2021
R	Paddison, Joshua	Ph.D.	Senior Lecturer	History	1.00	37,365.39	2020-2021
R	Parrish, Claire M.	Ph.D.	Lecturer	World Languages and Literatures	1.00	43,000.00	2020-2021
R	Perna, Maryann	M.F.A.	Lecturer	English	1.00	16,237.04	Fall 2020
R	Peters, Danny W.	M.F.A.	Lecturer	English	.75	12,118.72	Fall 2020
R	Pierson, Colin R.	M.S.	Senior Lecturer	Sociology	1.00	44,587.59	2020-2021

R	Pilkington, Francine	M.F.A.	Lecturer	English	1.00	20,523.06	Fall 2020
R	Pisak, Gyongyi	Ph.D.	Senior Lecturer	World Languages and Literatures	1.00	43,349.81	2020-2021
R	Plante, Shelly D.	M.A.G.	Lecturer	Geography	.20	4,000.00	Fall 2020
R	Pommerening, Amy	Ph.D.	Lecturer	Philosophy	1.00	42,499.35	2020-2021
R	Powell, Paige E.	M.F.A.	Lecturer	English	.75	11,250.00	Fall 2020
R	Price, Daniel J.	M.A.	Senior Lecturer	English	1.00	45,426.52	2020-2021
R	Price, Robert	Ph.D.	Senior Lecturer	Sociology	1.00	56,455.88	2020-2021
R	Prince, Benjamin	Ph.D.	Lecturer	Geography	1.00	50,000.00	2020-2021
R	Rainey, Tiffany D.	M.A.	Lecturer	English	1.00	15,000.00	Fall 2020
R	Reed, Benjamin A.	M.F.A.	Senior Lecturer	English	1.00	42,028.02	2020-2021
R	Reesor, Nevitt D.	Ph.D.	Lecturer	Philosophy	1.00	44,884.59	2020-2021
R	Rehbein, Edna	Ph.D.	Lecturer	English	.20	5,000.00	Fall 2020
R	Reid, Amy E.	M.A.	Lecturer	Anthropology	.20	4,000.00	Fall 2020
R	Reyes, Hillary S.	M.A.	Lecturer	English	1.00	15,000.00	Fall 2020
R	Rivkin, Stanislav	M.F.A.	Senior Lecturer	English	1.00	42,278.14	2020-2021
R	Roberts, Andrew	Ph.D.	Senior Lecturer	Psychology	1.00	47,386.91	2020-2021
R	Robertson, Richard	M.F.A.	Lecturer	English	1.00	16,237.62	Fall 2020
R	Robinson, Allison L.	Ph.D.	Lecturer	History	1.00	36,803.36	2020-2021
R	Rogers, Robyn R.	M.Ed.	Senior Lecturer	Psychology	1.00	67,417.14	2020-2021
R	Rose, Sean G.	M.F.A.	Senior Lecturer	English	1.00	42,028.14	2020-2021
R	Ross, Rebekah J.	M.A.	Senior Lecturer	Philosophy	1.00	48,079.76	2020-2021
R	Rybarski, Emily T.	M.F.A.	Lecturer	English	1.00	15,450.00	Fall 2020
N	Sachs, Miranda	Ph.D.	Lecturer	History	1.00	43,831.00	2020-2021
R	Salzmann, Alicia	M.F.A.	Lecturer	English	1.00	16,256.52	Fall 2020
R	Sansom, Andrew	Ph.D.	Professor of Practice	Geography	.25	19,461.36	2020-2021
R	Schaefer, Edward	M.A.	Senior Lecturer	English	1.00	42,028.14	2020-2021
R	Schmidt Passos, Eduardo	Ph.D.	Lecturer	Political Science	1.00	45,000.00	2020-2021
R	Scott, Amanda E.	M.A.	Senior Lecturer	English	1.00	43,764.57	2020-2021
R	Seay, Ollie J.	Ph.D.	Clinical Assistant Professor	Psychology	1.00	64,867.27	2020-2021
R	Shaw, Shannon S.	M.A.	Lecturer	English	1.00	15,760.59	Fall 2020
R	Siegenthaler, Peter D.	Ph.D.	Lecturer	History	.40	10,000.00	SSII
R	Siegenthaler, Peter D.	Ph.D.	Lecturer	History	.20	5,000.00	Fall 2020
R	Sims, Laura	M.A.	Senior Lecturer	English	1.00	42,312.40	2020-2021
R	Siwak, Ewa	Ph.D.	Senior Lecturer	World Languages and Literatures	1.00	46,000.31	2020-2021
R	Smith, David A.	J.D.	Senior Lecturer	Political Science	1.00	47,719.28	2020-2021
R	Smith, Jon M.	M.F.A.	Senior Lecturer	English	1.00	49,473.82	2020-2021
R	Stansell, Ellen B.	Ph.D.	Lecturer	Philosophy	1.00	21,293.10	Fall 2020
R	Stern, Mark J.	M.A.	Lecturer	Psychology	.20	3,000.00	Fall 2020
R	Stingley, Katherine	M.F.A.	Lecturer	English	.75	11,587.50	Fall 2020
R	Stockton, Travis	M.A.	Lecturer	Philosophy	.40	7,000.00	Fall 2020
R	Surovell, Jonathan	Ph.D.	Lecturer	Philosophy	1.00	21,011.26	Fall 2020
R	Synnestvedt, Cedric	M.F.A.	Lecturer	English	1.00	16,237.04	Fall 2020
R	Thomson, James	M.F.A.	Lecturer	English	1.00	15,450.03	Fall 2020
R	Townsend, Christi	Ph.D.	Senior Lecturer	Geography	1.00	47,970.73	2020-2021
R	van der Kolk, Dolores A.	Ph.D.	Senior Lecturer	Geography	1.00	50,164.40	2020-2021
R	Varacalli, Thomas	Ph.D.	Senior Lecturer	Political Science	1.00	49,593.70	2020-2021
R	Velasquez, Gloria	M.A.	Senior Lecturer	World Languages and Literatures	1.00	46,744.07	2020-2021
R	Villanueva-Eguialis, Susana	Ph.D.	Senior Lecturer	World Languages and Literatures	1.00	43,692.66	2020-2021
R	Villarreal, Tina	M.S.	Senior Lecturer	Sociology	1.00	44,587.59	2020-2021
R	Wallace, Marc A.	Ph.D.	Associate Professor of Practice	Political Science	1.00	70,249.07	2020-2021
R	Wallenstein, Eric	Ph.D.	Lecturer	English	1.00	16,237.09	Fall 2020
R	Watson, Dwight D.	Ph.D.	Associate Professor Emeritus	History	.20	5,000.00	Fall 2020
R	Watson, Lorena C.	Ph.D.	Lecturer	Psychology	1.00	40,646.06	2020-2021
R	Weintraub, David	Ph.D.	Lecturer	Psychology	.20	4,000.00	Fall 2020

R	Whitehawk, Michael	M.A.	Senior Lecturer	Sociology	1.00	44,066.23	2020-2021
R	Wiegman, Isaac T.	Ph.D.	Lecturer	Philosophy	1.00	21,154.23	Fall 2020
R	Williams, Justin W.	Ph.D.	Lecturer	Philosophy	1.00	46,903.00	2020-2021
R	Williams, Luann E.	M.A.	Lecturer	World Languages and Literatures	1.00	42,000.00	2020-2021
R	Wilson, Carolina	M.A.	Senior Lecturer	World Languages and Literatures	1.00	45,370.62	2020-2021
R	Wilson, Connor P.	M.A.	Lecturer	English	1.00	15,450.00	Fall 2020
R	Wilson, Paul A.	M.A.	Senior Lecturer	Philosophy	1.00	48,079.76	2020-2021
R	Winchell, Anne E.	M.F.A.	Lecturer	English	1.00	17,017.25	Fall 2020
R	Wivagg, Jonathan	Ph.D.	Senior Lecturer	Sociology	.25	11,573.42	2020-2021

COLLEGE OF SCIENCE AND ENGINEERING

R	Abel, Michael G.	Ph.D.	Senior Lecturer	Biology	1.00	52,887.67	2020-2021
R	Ahlbach, Connor	Ph.D.	Lecturer	Mathematics	1.00	48,463.02	2020-2021
R	Al-Tameemi, Weam M.	Ph.D.	Lecturer	Mathematics	1.00	48,947.65	2020-2021
R	Allison, Jeffrey C.	Ph.D.	Lecturer	Chemistry and Biochemistry	.75	40,032.40	2020-2021
R	Almstrum, Vicki L.	Ph.D.	Lecturer	Computer Science	.40	14,000.00	Fall 2020
N	Ashburn, Benjamin	M.B.A.	Lecturer	Engineering Technology	.20	3,000.00	Fall 2020
R	Aspbury, Andrea	Ph.D.	Senior Lecturer	Biology	1.00	61,767.25	2020-2021
R	Balmer, Elizabeth	Ph.D.	Lecturer	Mathematics	1.00	43,453.28	2020-2021
R	Banta, Marilyn R.	Ph.D.	Senior Lecturer	Biology	1.00	59,052.46	2020-2021
R	Barrera III, Roberto	Ph.D.	Lecturer	Mathematics	1.00	48,533.44	2020-2021
R	Barringer, Daniel	M.S.	Lecturer	Physics	1.00	50,164.44	2020-2021
N	Bastola, Kamal	M.S.	Lecturer	Mathematics	.40	8,000.00	Fall 2020
R	Bergh, Joel J.	Ph.D.	Senior Lecturer	Biology	1.00	53,844.63	2020-2021
R	Betros, Glynda B.	M.S.	Senior Lecturer	Mathematics	1.00	49,296.73	2020-2021
R	Beverly, Harlan T.	Ph.D.	Lecturer	Materials Science, Engineering, and Commercialization	.50	50,000.00	2020-2021
R	Bhattacharyya, Sonalee	Ph.D.	Lecturer	Mathematics	1.00	48,463.02	2020-2021
R	Bond, Valerie L.	M.S.	Lecturer	Mathematics	.20	5,000.00	Fall 2020
N	Bruch, Heather E.	M.S.	Lecturer	Mathematics	.40	8,000.00	Fall 2020
N	Cabra, Henry	Ph.D.	Lecturer	Ingram School of Engineering	.75	42,054.66	2020-2021
R	Casey, Michael L.	Ph.D.	Senior Lecturer	Ingram School of Engineering	1.00	65,802.31	2020-2021
R	Chakraborty, Pritha	Ph.D.	Lecturer	Mathematics	1.00	47,540.10	2020-2021
R	Chase, Timothy M.	Ph.D.	Senior Lecturer	Mathematics	1.00	47,726.18	2020-2021
R	Cheung, David	Ph.D.	Lecturer	Computer Science	.20	6,000.00	Fall 2020
R	Chowdhury, Sarah	M.S.	Lecturer	Ingram School of Engineering	.20	6,454.90	Fall 2020
R	Compeau, Jr., Cecil Richard	Ph.D.	Professor of Practice	Ingram School of Engineering	1.00	77,602.38	2020-2021
R	Corrigan, Sean J.	Ph.D.	Lecturer	Mathematics	1.00	48,533.44	2020-2021
N	Cui, Xiaowen	Ph.D.	Lecturer	Mathematics	.40	8,000.00	Fall 2020
R	Dabbaghianamiri, Maedeh	Ph.D.	Lecturer	Engineering Technology	1.00	53,911.00	2020-2021
R	Damin, Craig A.	Ph.D.	Lecturer	Chemistry and Biochemistry	1.00	47,542.70	2020-2021
R	Davenport, Rachel	Ph.D.	Senior Lecturer	Biology	1.00	57,179.56	2020-2021
R	David, Wendi M.	Ph.D.	Senior Lecturer	Chemistry and Biochemistry	1.00	59,418.88	2020-2021
R	Davidson, James	Ph.D.	Lecturer	Ingram School of Engineering	.75	40,084.43	2020-2021
R	Dharmasiri, Sunethra	Ph.D.	Senior Lecturer	Biology	1.00	53,694.25	2020-2021
N	Diaz, Jason M.	M.B.A.	Lecturer	Computer Science	.40	12,000.00	Fall 2020
R	Dickey, Justin W.	M.S.T.	Lecturer	Engineering Technology	.20	4,000.00	Fall 2020
R	Dorman, Walter A.	M.S.	Senior Lecturer	Mathematics	1.00	51,463.65	2020-2021
R	Echon, Janie D.	Ph.D.	Lecturer	Physics	1.00	49,922.10	2020-2021
R	Edrisooriya, Madhavie	Ph.D.	Research Assistant Professor	Material Science, Engineering, and Commercialization	1.00	42,628.50	2020-2021
R	Edwards-Bruner, Christopher R.	Ph.D.	Lecturer	Physics	1.00	49,621.59	2020-2021
N	Eichler, Nell	M.S.	Lecturer	Mathematics	.20	4,000.00	Fall 2020
R	Emami, Anahita	Ph.D.	Assistant Professor	Ingram School of Engineering	1.00	92,000.00	2020-2021

R	Farnsworth, Cameron L.	Ph.D.	Lecturer	Mathematics	1.00	48,947.65	2020-2021
R	Gerlofs, Maureen	M.S.	Senior Lecturer	Mathematics	1.00	46,522.04	2020-2021
R	Gholoom, Husain	M.S.	Senior Lecturer	Computer Science	1.00	55,913.88	2020-2021
R	Godinez Salomon, Jose Fernando	Ph.D.	Lecturer	Chemistry and Biochemistry	.25	6,125.04	Fall 2020
R	Gray, Joel W.	Ph.D.	Senior Lecturer	Chemistry and Biochemistry	1.00	49,558.12	2020-2021
R	Grilliette, William	Ph.D.	Lecturer	Mathematics	1.00	43,619.00	2020-2021
R	Gronberg, Sharon	Ph.D.	Senior Lecturer	Mathematics	1.00	69,515.59	2020-2021
R	Gutt-Lehr, Joanna	M.S.	Senior Lecturer	Mathematics	1.00	41,352.47	2020-2021
R	Hanson, Sara M.	M.S.I.S.	Lecturer	Biology	.40	8,000.00	SSII
R	Hanzel, David W.	M.Ed.	Senior Lecturer	Engineering Technology	1.00	57,266.18	2020-2021
N	Healey, Vivian O.	Ph.D.	Lecturer	Mathematics	1.00	55,000.08	2020-2021
R	Hinkle, Lee B.	M.S.	Lecturer	Ingram School of Engineering	.75	43,961.67	2020-2021
R	Hinojosa Prieto, Hector R.	Ph.D.	Lecturer	Engineering Technology	.40	9,000.00	Fall 2020
R	Hobbs, George	M.S.	Lecturer	Engineering Technology	.20	2,000.00	Fall 2020
R	Holder, Floyd W.	M.B.A.	Professor of Practice	Engineering Technology	1.00	112,000.00	2020-2021
R	Holland, Cory L.	Ph.D.	Lecturer	Chemistry and Biochemistry	1.00	48,969.94	2020-2021
R	Holtz, Susan L.	Ph.D.	Senior Lecturer	Physics	1.00	53,341.23	2020-2021
R	Hussain, Chetak	Ph.D.	Lecturer	Mathematics	1.00	48,366.99	2020-2021
R	Hussain, Mozammel	Ph.D.	Lecturer	Physics	1.00	52,000.02	2020-2021
R	Ioudina, Vera	Ph.D.	Senior Lecturer	Mathematics	1.00	44,813.10	2020-2021
R	Jaracz, Jaroslaw	Ph.D.	Lecturer	Mathematics	1.00	48,463.02	2020-2021
R	Johnson, David R.	Ph.D.	Lecturer	Biology	1.00	51,783.05	2020-2021
R	Jones, Theresa L.	Ph.D.	Senior Lecturer	Mathematics	1.00	45,035.30	2020-2021
R	Joshi, Prashant D.	Ph.D.	Lecturer	Computer Science	.20	6,000.00	Fall 2020
R	Kakirde, Kavita S.	Ph.D.	Senior Lecturer	Biology	1.00	57,640.05	2020-2021
R	Keller, Christine I.	M.S.	Lecturer	Mathematics	.40	10,000.00	Fall 2020
R	Kim, Yong Je	Ph.D.	Lecturer	Engineering Technology	1.00	65,000.00	2020-2021
R	King, Charles R.	M.S.	Lecturer	Computer Science	.20	6,000.00	Fall 2020
R	King, Hailey R.	M.S.	Lecturer	Mathematics	1.00	45,617.68	2020-2021
R	King, Harold W.	Ph.D.	Lecturer	Mathematics	1.00	48,463.02	2020-2021
R	Knittel, Jarred L.	M.S.	Senior Lecturer	Mathematics	1.00	42,492.11	2020-2021
R	Koh, Lee-Song	Ph.D.	Senior Lecturer	Computer Science	1.00	63,465.81	2020-2021
R	Kumar, Manish	Ph.D.	Senior Lecturer	Biology	1.00	52,877.70	2020-2021
R	Lee, Anica D.	Ph.D.	Lecturer	Biology	1.00	52,300.78	2020-2021
R	Lehr, Theodore F.	Ph.D.	Lecturer	Computer Science	.20	6,000.00	Fall 2020
R	Lek, Devanda R.	Ph.D.	Lecturer	Engineering Technology	1.00	53,910.99	2020-2021
R	Lemke, Maureen	M.A.	Senior Lecturer	Biology	1.00	57,163.83	2020-2021
R	Limmer, Douglas	Ph.D.	Lecturer	Mathematics	1.00	41,331.66	2020-2021
R	Lokhande, Krushi	M.S.	Lecturer	Engineering Technology	1.00	53,911.08	2020-2021
R	Londa, Michelle	Ph.D.	Associate Professor of Practice	Ingram School of Engineering	1.00	68,626.51	2020-2021
R	Lowe, Shane A.	M.Ed.	Senior Lecturer	Mathematics	1.00	42,289.24	2020-2021
R	Lunk, Brandon R.	Ph.D.	Lecturer	Physics	1.00	51,864.57	2020-2021
R	Mahato, Dip N.	Ph.D.	Lecturer	Physics	1.00	52,000.02	2020-2021
R	Mamiya, Blain M.	Ph.D.	Lecturer	Chemistry and Biochemistry	1.00	55,484.37	2020-2021
R	Mastroleo, Ricardo	Ph.D.	Lecturer	Physics	1.00	51,993.54	2020-2021
R	Mazumder, Mithil	Ph.D.	Lecturer	Engineering Technology	1.00	53,911.08	2020-2021
N	McBroom, Ewelina	Ph.D.	Lecturer	Mathematics	.40	8,000.00	Fall 2020
R	McCabe, Glenn A.	M.S.	Lecturer	Mathematics	1.00	40,854.13	2020-2021
R	McVey III, William	M.S.	Senior Lecturer	Chemistry and Biochemistry	1.00	49,001.66	2020-2021
R	Nie, Bikai	Ed.D.	Senior Lecturer	Mathematics	1.00	42,406.30	2020-2021
R	Nierth, Erica N.	Ph.D.	Senior Lecturer	Biology	1.00	56,294.49	2020-2021
R	Ojeda-Ruiz, Ivan	Ph.D.	Senior Lecturer	Mathematics	1.00	48,439.29	2020-2021
R	Omar, Mohamed	Ph.D.	Lecturer	Mathematics	1.00	53,378.03	2020-2021
R	Palacios, Joaquin	Ph.D.	Senior Lecturer	Computer Science	1.00	64,557.00	2020-2021
R	Palomino, Jennifer	Ph.D.	Senior Lecturer	Physics	1.00	53,137.42	2020-2021
R	Patterson, Donald	Ph.D.	Senior Lecturer	Chemistry and Biochemistry	1.00	55,606.09	2020-2021
R	Patterson, Mary J.	Ph.D.	Senior Lecturer	Chemistry and Biochemistry	1.00	56,713.42	2020-2021

R	Pedrozo, Hugo A.	Ph.D.	Lecturer	Biology	1.00	51,783.05	2020-2021
R	Pesthy, Carolyn	Ph.D.	Senior Lecturer	Biology	1.00	58,674.16	2020-2021
R	Peterson, Michael	M.Ed.	Senior Lecturer	Mathematics	1.00	44,436.08	2020-2021
R	Pool, William R.	M.S.T.	Senior Lecturer	Engineering Technology	1.00	58,423.20	2020-2021
R	Puente, Philip C.	Ph.D.	Lecturer	Mathematics	1.00	48,947.65	2020-2021
R	Ramkumar, Vasant C.	Ph.D.	Lecturer	Computer Science	.20	6,000.00	Fall 2020
R	Rastogi, Shiva K.	Ph.D.	Lecturer	Chemistry and Biochemistry	1.00	48,000.06	2020-2021
R	Ray, Stephen P.	Ph.D.	Lecturer	Physics	1.00	49,922.10	2020-2021
R	Ray, Jr., Douglas	M.S.	Senior Lecturer	Mathematics	1.00	47,681.48	2020-2021
R	Reichenau, Becky	M.S.	Senior Lecturer	Computer Science	1.00	66,028.44	2020-2021
R	Reynolds, Michele	Ph.D.	Lecturer	Biology	1.00	50,000.04	2020-2021
R	Roden, Charles M.	B.S.	Lecturer	Engineering Technology	.40	10,500.00	Fall 2020
R	Robinson, Ellen B.	M.S.	Lecturer	Mathematics	1.00	46,128.74	2020-2021
R	Rosas-Vega, Rosario	Ph.D.	Senior Lecturer	Ingram School of Engineering	1.00	56,882.96	2020-2021
R	Rosenwasser, Alana	M.S.	Lecturer	Mathematics	1.00	44,880.01	2020-2021
R	Roychowdhury, Shounak	Ph.D.	Lecturer	Computer Science	.20	6,000.00	Fall 2020
R	Scolfaro, Luisa M.	Ph.D.	Senior Lecturer	Physics	1.00	64,901.96	2020-2021
R	Seaman, Jill M.	Ph.D.	Senior Lecturer	Computer Science	1.00	66,507.64	2020-2021
R	Shahin, Mohammad	M.S.	Lecturer	Ingram School of Engineering	1.00	53,188.39	2020-2021
R	Sharma, Vatsalya	M.S.	Lecturer	Engineering Technology	1.00	53,911.00	2020-2021
R	Sharp, Daniel D.	M.S.	Lecturer	Engineering Technology	.40	8,000.00	Fall 2020
N	Shi, Xijun	Ph.D.	Assistant Professor	Ingram School of Engineering	1.00	90,000.00	2020-2021
R	Shroff, Piyush R.	Ph.D.	Senior Lecturer	Mathematics	1.00	49,207.92	2020-2021
R	Shroyer, Leslie A.	M.S.	Senior Lecturer	Mathematics	1.00	44,220.56	2020-2021
R	Smith, Daniel A.	M.S.	Senior Lecturer	Biology	1.00	52,897.12	2020-2021
R	Spencer, Bobbi J.	Ph.D.	Assistant Professor of Practice	Engineering Technology	1.00	64,201.47	2020-2021
R	Summers, Mark T.	M.S.T.	Lecturer	Ingram School of Engineering	1.00	56,670.92	2020-2021
R	Swartz, Craig H.	Ph.D.	Research Assistant Professor	Materials Science, Engineering, and Commercialization	1.00	39,785.04	2020-2021
R	Talley, Austin B.	Ph.D.	Assistant Professor of Practice	Ingram School of Engineering	1.00	65,419.82	2020-2021
R	Thomas, Patrick L.	D.Engr.	Lecturer	Ingram School of Engineering	.40	8,000.00	Fall 2020
R	Train, Abby M.	D.Ed.	Lecturer	Mathematics	1.00	49,747.29	2020-2021
R	Vargas, Micaela	Ph.D.	Lecturer	Biology	1.00	51,500.04	2020-2021
R	Vinciguerra, Brittany M.	Ph.D.	Lecturer	Chemistry and Biochemistry	1.00	46,912.17	2020-2021
R	Viswanathan, Vishu R.	Ph.D.	Ingram Professor	Ingram School of Engineering	.50	66,796.11	2020-2021
R	Wagner, Matthew	Ph.D.	Lecturer	Biology	.20	5,000.00	Fall 2020
R	Walker, Amanda N.	M.S.	Senior Lecturer	Mathematics	1.00	41,007.43	2020-2021
R	Walter, Scott T.	Ph.D.	Senior Lecturer	Biology	1.00	52,803.57	2020-2021
R	Walters, Jerel B.	M.B.A.	Lecturer	Ingram School of Engineering	.75	40,485.51	2020-2021
R	Webre, Whitney A.	Ph.D.	Lecturer	Chemistry and Biochemistry	1.00	48,000.06	2020-2021
R	Welker, Mark W.	M.S.Eng.	Lecturer	Ingram School of Engineering	1.00	57,754.97	2020-2021
R	Westbrook, Thersa	Ph.D.	Senior Lecturer	Mathematics	1.00	54,747.64	2020-2021
N	White, Isabel A.	M.A.	Lecturer	Mathematics	.20	4,000.00	Fall 2020
R	Wilson, Michael A.	Ph.D.	Lecturer	Biology	1.00	51,269.31	2020-2021
R	Woytek, Kelly J.	Ph.D.	Senior Lecturer	Biology	1.00	51,814.50	2020-2021
R	Xiao, Bin	Ph.D.	Lecturer	Engineering Technology	1.00	58,633.38	2020-2021
R	Xiao, Jun	D.Sc.	Lecturer	Physics	1.00	49,621.59	2020-2021

HONORS COLLEGE

R	Haas, Ronny M.	Ph.D.	Senior Lecturer	Honors College	1.00	50,433.81	2020-2021
R	Hham, Brittany R.	M.F.A.	Lecturer	Honors College	.20	3,500.00	Fall 2020
R	Morille, Jordan W.	M.F.A.	Lecturer	Honors College	1.00	47,281.64	2020-2021
R	Poston, William J.	M.B.A.	Lecturer	Honors College	.20	3,500.00	Fall 2020

N	Roehl, Emily A.	Ph.D.	Lecturer	Honors College	1.00	48,000.00	2020-2021
R	Tschirhart, Peter	Ph.D.	Senior Lecturer	Honors College	1.00	82,400.04	2020-2021

UNIVERSITY COLLEGE

R	Chrans, Lisa J.	M.A.	Senior Lecturer	University College	1.00	55,095.97	2020-2021
R	Guel, Autumn B.	M.S.I.S.	Senior Lecturer	University College	1.00	49,223.51	2020-2021
R	Marquiss, Christopher S.	M.F.A.	Senior Lecturer	University College	1.00	63,667.28	2020-2021
R	Nielson Vargas, Erika K.	Ph.D.	Senior Lecturer	University College	1.00	47,895.03	2020-2021
R	Roethler, Jeremy	Ph.D.	Senior Lecturer	University College	1.00	56,275.67	2020-2021

**LAMAR INSTITUTE OF TECHNOLOGY
NOVEMBER 2020**

FACULTY PERSONNEL CHANGES

RESIGNATIONS

1. Bingham, Jason, A.A.S., Instructor I, resigned effective 08/12/2020
2. Booth, Kara, M.B.A., Instructor II, resigned effective 08/31/2020
3. Marken, Alys, M.S., Instructor I, resigned effective 08/31/2020

RETIREMENTS

1. None to report

LEAVE OF ABSENCE

1. Lanoue, Stephanie, M.A., Instructor III, returned effective 08/17/2020
2. Matak, Pete, A.A.S., Instructor IV, went on leave effective 09/15/2020, returned effective 10/01/2020

NON-REAPPOINTMENTS

1. None to report

CHANGES IN STATUS/TITLE

1. Abedelwahab, Widad, M.Ed., Instructor II, add title Lead Faculty \$2,500, effective 09/01/2020
2. Barrow, Brenda, M.Ed., Instructor II, change title Program Coordinator to Program Director \$4,000, effective 09/01/2020
3. Celeste, Renee, M.A., Instructor I, add title Program Director \$4,000, effective 09/01/2020
4. Cobb, Bonnie, B.S., Instructor I, add title Program Director \$4,000, effective 09/01/2020
5. Grass, Connie, D.C., Visiting Faculty, add title Lead Faculty \$2,500, effective 09/01/2020
6. Green, Samantha, M.P.H., Instructor III, add title Program Director \$4,000, effective 09/01/2020
7. Grissom, Darrell, B.S., Instructor II, add title Lead Faculty \$2,500, effective 09/01/2020
8. Hudnall, Stephen, A.A.S., Instructor II, add title Lead Faculty \$2,500, effective 09/01/2020
9. Jones, Tamalla, M.B.A., Instructor I, add title Lead Faculty \$2,500, effective 09/01/2020
10. Lewis, Shunetta, B.G.S., Instructor I, change title Program Coordinator to Program Director \$4,000, effective 09/01/2020
11. Matak, Pete, A.A.S., Instructor IV, change title from Program Coordinator to Program Director \$4,000, effective 09/01/2020
12. McClelland, Rita, M.A., Instructor III, add title Lead Faculty \$2,500, effective 09/01/2020
13. Mendoza, D.D.S., Instructor I, add title Lead Faculty \$2,500, effective 09/01/2020
14. Newby, Vicki, B.S., Instructor IV, change title from Program Coordinator to Lead Faculty \$2,500, effective 09/01/2020
15. Noble, Margaret, A.A.S., Instructor I, add title Program Director \$4,000, effective 09/01/2020
16. O'Connor, Patrick, B.S., Instructor III, add title Lead Faculty \$2,500, effective 09/01/2020
17. Perkins, Gary, A.A.S., Visiting Faculty, add title Lead Faculty \$2,500, effective 09/01/2020
18. Pousson, Johnny, A.A.S., Instructor II, add title Program Director \$4,000, effective 09/01/2020
19. Stanley, Cherie, M.S., Visiting Faculty, add title Lead Faculty \$2,500, effective 09/01/2020
20. Taylor, Stacy, M.P.H., Instructor III, change title from Program Coordinator to Program Director \$4,000, effective 09/01/2020
21. Worry, Valerie, Ed.D., Instructor II, change title from Program Coordinator to Program Director \$4,000, effective 09/01/2020
22. Waldrep, Staci, M.S., Instructor IV, change title from Program Coordinator to Program Director \$4,000, effective 09/01/2020
23. Whittaker, Reginald, M.H.S., Instructor I, add title Lead Faculty \$2,500, effective 09/01/2020

24. Williams, Gail, M.S., Instructor IV, change title from Program Director to Lead Faculty \$2,500, effective 09/01/2020

WITH TENURE

1. None to report

FACULTY APPOINTMENTS, New (N) and Renewal (R)

Name	Degree	Rank	Program	%FTE	Salary	Period
ALLIED HEALTH AND SCIENCE						
R Adams, Mark	A.A.S.	Adjunct	Sonography	.35	\$10,080	Fall 2020
R Armstrong, Harriet	D.M.D.	Adjunct	Dental Hygiene	.03	\$1,200	Fall 2020
R Barron, Bryan	D.C.	Instr. II	Biology	1.00	\$58,322	2020-2021
R Barron, Bryan	D.C.	Instr. II	Biology	.43	\$4,680	Summer II
R Barron, Bryan	D.C.	Instr. II	Biology	.30	\$3,240	Fall 2020
R Barrow, Brenda	M.Ed.	Instr. IV	Radiology Tech	1.00	\$72,825	2020-2021
R Barrow, Brenda	M.Ed.	Instr. IV	Radiology Tech	1.00	\$12,138	Summer II
R Bland, Lisa	A.A.S.	Instr. II	Radiology Tech	1.00	\$47,593	2020-2021
R Boland, Deena	A.A.S.	Instr. I	Sonography	1.00	\$47,509	2020-2021
R Brown, Deborah	M.S.	Instr. IV	Dental Hygiene	1.00	\$57,442	2020-2021
R Browning, Tami	A.A.S.	Adjunct	Dental Hygiene	.21	\$5,880	Fall 2020
R Burke, Shannon	D.C.	Adjunct	Biology	.18	\$3,240	Fall 2020
N Carpenter, Leslie	B.S.	Adjunct	Dental Hygiene	.12	\$3,120	Fall 2020
R Clotiaux, Julie	B.S.	Adjunct	Dental Hygiene	.06	\$1,320	Fall 2020
R Cobb, Tena	A.A.S.	Instr. II	Health Info Tech	1.00	\$46,330	2020-2021
R Cobb, Tena	A.A.S.	Instr. II	Health Info Tech	.05	\$2,430	Fall 2020
R Cross, Deborah	B.S.	Adjunct	Health Info Tech	.18	\$7,922	Fall 2020
R Cruz, Tiffanie	A.A.S.	Adjunct	Child Care Dev	.30	\$4,320	Fall 2020
R Daleo, Melanie	M.S.	Adjunct	Biology	.20	\$6,480	Fall 2020
R Daleo, Melanie	M.S.	Adjunct	Biology	.30	\$3,240	Summer II
R DeMoss, Michelle	B.S.	Instr. I.	Dental Hygiene	1.00	\$48,093	2020-2021
R DeMoss, Michelle	B.S.	Instr. I	Dental Hygiene	.13	\$1,440	Summer II
R DeRaneiri, Dianne	A.A.S.	Inst. II	Sonography	1.00	\$47,671	2020-2021
R Dinh, Tuyet	B.S.	Adjunct	Dental Hygiene	.07	\$1,440	Fall 2020
R Dupuis, Nicole	A.A.S.	Adjunct	Radiology	.46	\$8,400	Fall 2020
R Ebarb, Rebecca	A.A.S.	Adjunct	Dental Hygiene	.22	\$4,920	Fall 2020
R Falcone, Della	A.A.S.	Adjunct	Radiology	.46	\$8,400	Fall 2020
R Ferguson, Katherine	B.S.	Adjunct	Dental Hygiene	.27	\$5,880	Fall 2020
N Flynn, Casey	A.A.S.	Adjunct	Respiratory	.46	\$4,600	Fall 2020
R Garrett, Coya	M.Ed.	Adjunct	Pharmacy Tech	.29	\$6,820	Fall 2020
R German, Terri	D.D.S.	Adjunct	Dental Hygiene	.07	\$3,120	Fall 2020
R Grass, Connie	D.C.	Visiting Fac	Biology	1.00	\$54,049	2020-2021
R Grass, Connie	D.C.	Visit Faculty	Biology	.60	\$6,480	Summer II
R Green, Samantha	M.P.H.	Instr. III	Radiology Tech	1.00	\$51,076	2020-2021
R Gregory, Larry	B.S.	Adjunct	Chemistry	.15	\$4,320	Fall 2020
R Harrell, Lisa	B.S.	Instr. III	Dental Hygiene	1.00	\$48,403	2020-2021
R Johnson, Gina	B.A.A.S.	Instr. III	Radiology Tech	1.00	\$49,995	2020-2021

R	Johnson, Gina	B.A.A.S.	Instr. III	Radiology Tech	.15	\$270	Fall 2020
N	Johnston, Kelsey	A.A.S.	Adjunct	Health Info Tech	.10	\$0	Fall 2020
R	Lanoue, Stephanie	M.A.	Instr. III	Biology	1.00	\$52,668	2020-2021
R	Lanoue, Stephanie	M.A.	Instr. III	Biology	.20	\$2,160	Fall 2020
R	Lewis, Shunetta	B.G.S.	Instr. I	Pharmacy Tech	1.00	\$49,154	2020-2021
R	Mann, Melissa	A.A.S.	Instr. II	Sonography	1.00	\$46,330	2020-2021
R	McKinley, Cynthia	B.A.A.S.	Instr. IV	Respiratory Care	1.00	\$57,421	2020-2021
R	Mendoza, Kristina	D.D.S.	Instr. I	Dental Hygiene	1.00	\$55,670	2020-2021
R	Mendoza, Kristina	D.D.S.	Instr. I	Dental Hygiene	.13	\$1,440	Summer II
N	Misra, Sukirti	B.D.S.	Adjunct	Dental Hygiene	.08	\$1,680	Fall 2020
R	Morgan, Harry	M.Ed.	Adjunct	Biology	.30	\$5,400	Fall 2020
R	Nance, Sheryl	B.A.A.S.	Instr. IV	Radiology Tech	1.00	\$57,951	2020-2021
R	Nantz, William	D.D.S.	Adjunct	Dental Hygiene	.07	\$3,120	Fall 2020
R	Neal, Bryan	M.S.	Instr. I	Chemistry	1.00	\$48,424	2020-2021
R	Neal, Bryan	M.S.	Instr. I	Chemistry	.60	\$6,480	Fall 2020
R	Newby, Vicki	B.S.	Instr. IV	Chemistry/Physics	1.00	\$63,476	2020-2021
R	Newby, Vicki	B.S.	Instr. IV	Chemistry/Physics	.35	\$3,780	Fall 2020
R	Porter, Jackson	D.D.S.	Adjunct	Dental Hygiene	.04	\$1,680	Fall 2020
R	Rashall, Stacey	A.A.S.	Instr. I	Respiratory	1.00	\$43,708	2020-2021
R	Rogers, Lori	B.S.	Instr. II	Dental Hygiene	1.00	\$47,342	2020-2021
R	Sandusky, Renee	B.S.	Instr. I	Dental Hygiene	1.00	\$46,812	2020-2021
R	Smith, April	B.A.A.S.	Instr. II	Radiology Tech	1.00	\$47,342	2020-2021
R	Stinebrickner, Lacey	A.A.S.	Instr. II	Sonography	1.00	\$47,265	2020-2021
R	Storey, Rachel	A.A.S.	Adjunct	Respiratory	.49	\$5,600	Fall 2020
R	Taylor, Stacy	M.P.H.	Instr. III	Respiratory Care	1.00	\$51,076	2020-2021
R	Thornton, Griselda	A.A.S.	Adjunct	Radiology	.46	\$8,400	Fall 2020
R	Tuguta, Fadhili	M.S.	Instr. I	Biology	1.00	\$48,424	2020-2021
R	Tuguta, Fadhili	M.S.	Instr. I	Biology	.10	\$1,080	Fall 2020
R	Usiera, Felix	M.S.	Adjunct	Biology	.25	\$6,480	Fall 2020
R	Walden, Gwen	B.S.	Instr. II	Respiratory Care	1.00	\$50,525	2020-2021
R	Waldrep, Staci	M.S.	Instr. IV	Health Info Tech	1.00	\$56,381	2020-2021
R	Waldrep, Staci	M.S.	Instr. IV	Health Info Tech	.83	\$9,000	Fall 2020
R	Waldrep, Staci	M.S.	Instr. IV	Health Info Tech	.73	\$7,920	8-Week
R	Waldrep, Staci	M.S.	Instr. IV	Health Info Tech	.73	\$7,920	12-Week
N	Wehmeyer, Danielle	M.Ed.	Adjunct	Biology	.10	\$0	Fall 2020
R	Welch, James	B.A.A.S.	Instr. I	Emergency Med	1.00	\$68,629	2020-2021
R	Whittaker, Reginald	M.H.S.	Instr. I	Occup Safety	1.00	\$59,857	2020-2021
R	Whittaker, Reginald	M.H.S.	Instr. I	Occup Safety	.08	\$900	Fall 2020
R	Whittaker, Reginald	M.H.S.	Instr. I	Occup Safety	.	\$700	Summer II
R	Wiggins, Robert	D.D.S.	Adjunct	Dental Hygiene	.07	\$3,360	Fall 2020
R	Williams, Gail	M.S.	Instr. IV	Child Care & Dev	1.00	\$72,825	2020-2021
R	Williams, Peggy	B.S.	Adjunct	Occup Safety	.10	\$2,700	Fall 2020
R	Williams, Roland	D.D.S.	Adjunct	Dental Hygiene	.07	\$3,120	Fall 2020
R	Yaseen, Niveen	Ed.D.	Adjunct	Chemistry	.15	\$4,320	Fall 2020

BUSINESS TECHNOLOGIES

R	Arnold-Calder, Lauri	M.Ed.	Instr. III	Comp Networking	1.00	\$75,759	2020-2021
R	Arnold-Calder, Lauri	M.Ed.	Instr. III	Comp Networking	.67	\$7,200	Fall 2020
N	Arriaga, Megan	M.Ed.	Adjunct	Real Estate	.08	\$2,160	Fall 2020

R	Bailey, Kelli	M.Ed.	Adjunct	Comp Networking	.30	\$0	Fall 2020
R	Booth, Kara	M.B.A.	Adjunct	Economics	.38	\$10,800	Fall 2020
R	Booth, Kara	M.B.A.	Instr. III	Management	.08	\$2,160	Summer II
R	Champagne, Adriane	B.A.A.S.	Adjunct	Office Technology	.30	\$5,040	Fall 2020
R	Clayton, Adrienne	A.A.S.	Adjunct	Culinary	.53	\$0	Fall 2020
R	Cobb, Bonnie	B.S.	Instr. I	Comp Networking	1.00	\$46,282	2020-2021
R	Cobb, Bonnie	B.S.	Instr. I	Comp Networking	.87	\$9,360	Fall 2020
R	Flosi, Alicen	Ph.D.	Adjunct	Comp Networking	.08	\$2,160	Fall 2020
R	Flosi, Alicen	Ph.D.	Adjunct	Comp Networking	.08	\$2,160	12-Week
N	Garib, Fran	M.A.	Adjunct	Economics	.15	\$4,320	Fall 2020
N	Goolsbee, Shelia	N/A	Adjunct	Cosmetology	.20	\$0	Fall 2020
R	Hudnall, Stephen	A.A.S.	Instr. II	Real Estate	1.00	\$46,532	2020-2021
R	Hudnall, Stephen	A.A.S.	Instr. II	Real Estate	.20	\$2,160	Fall 2020
R	Hudnall, Stephen	A.A.S.	Instr. II	Real Estate	.20	\$2,160	8 Week
R	Jacobs, Sharon	M.Ed.	Instr. III	Bus Comp Info	1.00	\$52,268	2020-2021
R	Jacobs, Sharon	M.Ed.	Instr. III	Bus Comp Info	.27	\$2,880	Fall 2020
R	Johnson, Jeralyn	A.A.S.	Adjunct	Culinary	.15	\$0	Fall 2020
R	Joiner, Steven	M.B.A.	Instr. I	Comp Networking	1.00	\$53,804	2020-2021
R	Joiner, Steven	M.B.A.	Instr. I	Comp Networking	.67	\$7,200	Fall 2020
R	Joiner, Susan	B.B.A.	Adjunct	Comp Networking	.15	\$4,320	Fall 2020
R	Jones, Tamalla	M.B.A.	Instr. I	Accounting	1.00	\$48,044	2020-2021
R	Jones, Tamalla	M.B.A.	Instr. I	Accounting	.27	\$2,880	Fall 2020
R	Jordan, Joseph	B.S.	Adjunct	Bus Comp Info	.20	\$5,040	Fall 2020
N	Kicak, Michael	B.S.	Adjunct	Graphic Design	.30	\$7,200	Fall 2020
N	Meadows, Reese	N/A	Adjunct	Cosmetology	.65	\$0	Fall 2020
N	Papapavlou, Maria	M.A.	Adjunct	Economics	.08	\$2,160	Fall 2020
R	Perkins, Gary	A.A.S.	Adjunct	Bus Comp Info	1.00	\$21,460	Fall 2020
R	Perkins, Gary	A.A.S.	Adjunct	Bus Comp Info	.23	\$2,520	Fall 2020
R	Ritter, Andrea	B.F.A.	Adjunct	Graphic Design	.90	\$0	Fall 2020
R	Siau, Tina	M.B.A.	Adjunct	Bus Comp Info	.15	\$4,320	Fall 2020
R	Stanley, Cherie	M.S.	Visiting Fac	Comp Networking	1.00	\$52,238	2020-2021
R	Stanley, Cherie	M.S.	Visiting Fac	Comp Networking	.67	\$7,200	Fall 2020
R	Stewart, Sean	B.B.A.	Adjunct	Comp Networking	.30	\$7,200	Fall 2020
R	Storbeck, Tim	B.A.A.S.	Instr. II	Comp Networking	1.00	\$53,177	2020-2021
R	Storbeck, Tim	B.A.A.S.	Instr. II	Comp Networking	.73	\$7,920	Fall 2020
N	Timana, Edson	M.A.	Adjunct	Economics	.08	\$2,160	Fall 2020
R	Veron, Steven	A.A.S.	Adjunct	Bus Comp Info	.15	\$3,600	Fall 2020
R	Wilsker, Ira	M.B.A.	Instr. IV	Management Dev	1.00	\$80,251	2020-2021
N	Yera, Greg	M.S.	Adjunct	Bus Comp Info	.13	\$3,240	Fall 2020
N	Year, Greg	M.S.	Adjunct	Bus Comp Info	.08	\$2,160	12-Week

GENERAL EDUCATION & DEVELOPMENT STUDIES

R	Abedelwahab, Widad	M.Ed.	Instr. II	Dev Math	1.00	\$50,546	2020-2021
R	Abedelwahab, Widad	M.Ed.	Instr. II	Dev Math	.08	\$2,160	Summer II
R	Abedelwahab, Widad	M.Ed.	Instr. II	Dev Math	.93	\$10,080	Fall 2020
R	Alexander, Joyce	Ed.D.	Adjunct	Mathematics	.45	\$0	Fall 2020
R	Allen, Karol	M.Ed.	Adjunct	College Success	.10	\$2,880	8-Week
R	Allen, Karol	M.Ed.	Adjunct	College Success	.05	\$1,440	Fall 2020
R	Allen, Karol	M.Ed.	Adjunct	College Success	.18	\$4,560	Summer II

R	Allen, Karol	M.Ed.	Adjunct	College Success	.08	\$2,160	12-Week
R	Bates, Christopher	M.P.A.	Adjunct	Government	.08	\$2,160	Summer II
R	Bates, Christopher	M.P.A.	Adjunct	Government	.30	\$8,640	Fall 2020
R	Bernhardt, Mona	M.A.	Adjunct	Speech	.08	\$2,160	Fall 2020
R	Bernhardt, Mona	M.A.	Adjunct	Speech	.08	\$2,160	12-Week
R	Blain, Joyce	M.A.	Adjunct	English	.45	\$0	Fall 2020
R	Blain, Joyce	M.A.	Adjunct	English	.15	\$4,320	12-Week
R	Bourgeois, Renee	B.S.	Adjunct	Dev Math	.10	\$2,880	Fall 2020
R	Brown, Cheylyn	M.A.	Adjunct	English	.08	\$2,160	Summer II
R	Brown, Cheylyn	M.A.	Adjunct	English	.45	\$2,160	Fall 2020
R	Burnside, Donna	M.A.	Instr. I	Speech	1.00	\$48,424	2020-2021
N	Calder, Kandi	B.A.	Adjunct	College Success	.10	\$2,880	Fall 2020
N	Calder, Kandi	B.A.	Adjunct	College Success	.05	\$1,440	12-Week
R	Cantu, Joseph	M.Ed.	Adjunct	Dev Math	.10	\$2,880	Fall 2020
R	Cathey, Kristyn	M.M.C.	Adjunct	Speech	.15	\$4,320	Summer II
R	Cathey, Kristyn	M.M.C.	Adjunct	Speech	.23	\$6,480	Fall 2020
R	Cathy, Kristyn	M.M.C.	Adjunct	Speech	.08	\$2,160	12-Week
R	Celeste, Renee	M.A.	Instr. I	History	1.00	\$51,704	2020-2021
R	Celeste, Renee	M.A.	Instr. I	History	.60	\$6,480	Fall 2020
R	Celeste, Renee	M.A.	Instr. I	History	.15	\$4,320	Summer II
R	Cobb, Joshua	M.A.	Instr. I	Speech	1.00	\$47,014	2020-2021
R	Cobb, Joshua	M.A.	Instr. I	Speech	.15	\$4,320	Summer II
R	Cobb, Joshua	M.A.	Instr. I	Speech	.60	\$6,480	Fall 2020
R	Comer, Stephen	B.S.	Adjunct	Dev Math	.20	\$5,760	Fall 2020
R	Corbin, Bryan	Ed.D.	Adjunct	Speech	.08	\$2,160	Summer II
R	Corbin, Bryan	Ed.D.	Adjunct	Speech	.23	\$6,480	Fall 2020
R	Corbin, Bryan	Ed.D.	Adjunct	Speech	.08	\$2,160	12-Week
R	Courmier, Sharon	M.A.	Adjunct	History	.45	\$12,960	Fall 2020
N	Cross, Mallory	M.A.	Adjunct	Speech	.08	\$2,160	Fall 2020
R	Culbertson, Patricia	B.A.A.S.	Adjunct	Dev Writing	.10	\$2,880	Fall 2020
N	Culbertson, Robert	D.M.A.	Adjunct	Humanities	.15	\$4,320	Fall 2020
N	Davis, Charlie	M.A.	Adjunct	History	.23	\$0	Fall 2020
R	De la Rosa, Alfred	M.S.	Instr. III	Mathematics	1.00	\$52,137	2020-2021
R	De la Rosa, Alfred	M.S.	Instr. III	Mathematics	.08	\$2,160	Summer II
R	De la Rosa, Alfred	M.S.	Instr. III	Mathematics	.53	\$5,760	Fall 2020
R	Duerler, Caitlin	M.A.	Adjunct	Humanities	.30	\$8,640	Fall 2020
R	Duerler, Caitlin	M.A.	Adjunct	Humanities	.08	\$2,160	12-Week
R	Elliott, Christopher	M.A.	Adjunct	Speech	.08	\$2,160	Fall 2020
R	Flosi, Alicen	Ph.D.	Adjunct	College Success	.30	\$8,640	Fall 2020
R	Flosi, Alicen	Ph.D.	Adjunct	College Success	.05	\$1,440	12-Week
R	Ford, Casey	M.A.	Adjunct	English	.08	\$2,160	Fall 2020
R	Garza, Andrew	M.S.	Instr. I	Psychology	1.00	\$50,015	2020-2021
R	Garza, Andrew	M.S.	Instr. I	Psychology	.60	\$6,480	Fall 2020
R	Garza, Andrew	M.S.	Instr. I	Psychology	.08	\$2,160	Summer II
N	Gilder, Carnelius	M.Ed.	Adjunct	Education	.03	\$0	Fall 2020
R	Henry, Bradd	M.Ed.	Instr. I	Dev Math	1.00	\$51,076	2020-2021
R	Henry, Bradd	M.Ed.	Instr. I	Dev Math	.54	\$5,760	Fall 2020
R	Henry, Bradd	M.Ed.	Instr. I	Dev Math	.18	\$5,040	Summer II
R	Henry, Bradd	M.Ed.	Instr. I	Dev Math	.20	\$2,160	12-Week

R	Herrera, Kimberly	M.S.	Adjunct	Mathematics	.15	\$0	Fall 2020
R	Jung, David	D.B.A.	Adjunct	Sociology	.15	\$4,320	Summer II
R	Jung, David	D.B.A.	Adjunct	Sociology	.45	\$12,960	Fall 2020
N	Killiam, George	M.A.	Adjunct	History	.15	\$0	Fall 2020
N	Knox, Donald	Ph.D.	Adjunct	Psychology	.15	\$4,320	12-Week
R	Lawson, Sha'Nelle	M.A.	Adjunct	Education	.05	\$1,440	Summer II
N	Lozano, Homero	M.A.	Adjunct	College Success	.10	\$2,880	Fall 2020
N	Marshall, Tara	B.A.A.S.	Adjunct	College Success	.05	\$1,440	Fall 2020
N	Marshall, Tara	B.A.A.S.	Adjunct	College Success	.10	\$2,880	12-Week
R	Marshall, Vicki	Ed.D.	Instr. I	English	1.00	\$55,670	2020-2021
R	Marshall, Vicki	Ed.D.	Instr. I	English	.54	\$5,760	Fall 2020
N	Martin, Allison	B.S.	Adjunct	College Success	.05	\$1,440	Fall 2020
N	Martin, Allison	B.S.	Adjunct	College Success	.05	\$1,440	12-Week
R	McClelland, Rita	M.A.	Instr. III	Eng/Humanities	1.00	\$61,888	2020-2021
R	McClelland, Rita	M.A.	Instr. III	Eng/Humanities	.18	\$5,040	Summer II
R	McClelland, Rita	M.A.	Instr. III	Eng/Humanities	.60	\$6,480	Fall 2020
N	McKissic, Veronica	M.A.	Adjunct	Psychology	.08	\$2,160	Fall 2020
R	Miller, Victor	M.Ed.	Adjunct	Education	.05	\$0.00	Fall 2020
R	Mires, Nicholas	M.A.	Instr. I	Philosophy	1.00	\$47,014	2020-2021
R	Mires, Nicholas	M.A.	Instr. I	Philosophy	.27	\$2,880	Fall 2020
R	Mitchell, Nicole	M.S.	Instr. II	College Success	.27	\$2,880	Fall 2020
R	Molina, Joseph	M.A.	Adjunct	Government	.15	\$0	Fall 2020
R	Monceaux, Alex	M.A.	Adjunct	English/Dev Writing	.23	\$6,480	Fall 2020
R	Moulton, Irma	M.Ed.	Adjunct	Mathematics	.15	\$4,320	Fall 2020
N	Odom, Brenda	M.Ed.	Adjunct	Education	.10	\$2,880	Fall 2020
R	Moulton, Irma	M.Ed.	Adjunct	Mathematics	.15	\$4,320	Fall 2020
R	Palmer, Julie	M.S.	Adjunct	College Success	.05	\$1,440	Summer II
R	Partain, Trudie	M.Ed.	Instr. I	College Success	1.00	\$50,015	2020-2021
R	Partain, Trudie	M.Ed.	Instr. I	College Success	.27	\$2,880	Fall 2020
R	Rawls, James	M.F.A.	Instr. I	Humanities	1.00	\$52,048	2020-2021
R	Rawls, James	M.F.A.	Instr. I	Humanities	.20	\$2,160	Fall 2020
R	Rawls, James	M.F.A.	Instr. I	Humanities	.20	\$2,160	12-Week
R	Ray, Tonya	M.A.	Adjunct	Sociology	.15	\$4,320	8-Week
R	Ridley, Sarah	M.A.	Instr. I	English	1.00	\$47,014	2020-2021
R	Rueda, Emily	M.S.	Instr. IV	Mathematics	1.00	\$57,588	2020-2021
R	Rueda, Emily	M.S.	Instr. IV	Mathematics	.20	\$2,160	Fall 2020
R	Rueda, Emily	M.S.	Instr. IV	Mathematics	.20	\$2,160	12-Week
R	Sams, Christopher	M.S.	Visit Fac	Mathematics	1.00	\$47,014	Fall 2020
R	Sams, Christopher	M.S.	Visit Fac	Mathematics	.20	\$2,160	Fall 2020
R	Savoy, Deloris	M.A.	Adjunct	College Success	.05	\$1,440	Summer II
R	Simon, Cheree	M.A.	Adjunct	History	.45	\$0	Fall 2020
R	Sizemore, Mary	Ph.D.	Instr. I	English	1.00	\$66,667	2020-2021
R	Sizemore, Mary	Ph.D.	Instr. I	English	.23	\$5,040	Summer II
R	Sizemore, Mary	Ph.D.	Instr. I	English	.40	\$4,320	Fall 2020
R	Sizemore, William	M.A.	Instr. II	English	1.00	\$51,168	2020-2021
R	Sizemore, William	M.A.	Instr. II	English	.15	\$4,320	Summer II
R	Sizemore, William	M.A.	Instr. II	English	.20	\$2,160	8-Week
R	Sizemore, William	M.A.	Instr. II	English	.40	\$4,320	Fall 2020
R	Spencer, Tracy	Ph.D.	Instr. II	English	1.00	\$62,035	2020-2021

R	Spencer, Tracy	Ph.D.	Instr. II	Humanities	.08	\$2,160	Summer II
R	Spencer, Tracy	Ph.D.	Instr. II	Humanities	.20	\$2,160	Fall 2020
R	Spencer, Tracy	Ph.D.	Instr. II	Humanities	.40	\$4,320	8-Week
R	Spencer, Tracy	Ph.D.	Instr. II	Humanities	.20	\$2,160	12-Week
R	Strickland, Amy	M.A.	Adjunct	English	.15	\$0	Fall 2020
R	Tanner, Shannon	M.A.	Adjunct	Government	.08	\$2,160	Summer II
R	Tanner, Shannon	M.A.	Adjunct	Government	.23	\$6,480	Fall 2020
R	Tanner, Shannon	M.A.	Adjunct	Government	.08	\$2,160	12-Week
R	Tanner, Thomas	M.A.	Adjunct	English	.08	\$2,160	Fall 2020
R	Tanner, Thomas	M.A.	Adjunct	English	.08	\$2,160	12-Week
N	Thomas, Delcie	M.Ed.	Adjunct	Education	.13	\$0	Fall 2020
R	Thompson, Tara	Ed.D.	Visiting Fac	English	1.00	\$27,025	Fall 2020
R	Thompson, Tara	Ed.D.	Visiting Fac	English	.08	\$2,160	Summer II
R	Thompson, Tara	Ed.D.	Visiting Fac	English	.20	\$2,160	12-Week
R	Tiefenwerth, Jana	M.S.	Adjunct	Sociology	.15	\$4,320	Summer II
R	Tiefenwerth, Jana	M.S.	Adjunct	Sociology	.38	\$10,800	Fall 2020
R	Tiefenwerth, Jana	M.S.	Adjunct	Sociology	.08	\$2,160	8-Week
N	Tiefenwerth, Thomas	Ph.D.	Adjunct	Sociology	.08	\$2,160	8-Week
R	Toups, Melanie	M.Ed.	Adjunct	Dev Reading	.10	\$2,880	Fall 2020
R	Wallace, Sarah	M.P.A.	Adjunct	Government	.38	\$10,800	Fall 2020
R	White, Dennis	M.S.	Instr. III	Sociology	.20	\$2,160	Fall 2020
R	Wilson, Theresa	M.Ed.	Adjunct	Psychology	.15	\$4,320	Fall 2020
N	Zani, Steven	Ph.D.	Adjunct	English	.38	\$10,800	Fall 2020

PUBLIC SERVICE & SAFETY

R	Clay, Vernon	M.S.	Adjunct	Criminal Justice	.15	\$4,320	Fall 2020
R	Davis, Anthony	B.A.	Adjunct	Homeland Sec	.20	\$2,160	Fall 2020
R	Dearing, Misti	A.A.S.	Adjunct	Emergency Med	.48	\$5,400	Fall 2020
R	Gremmel, Charles	EMSC	Adjunct	Emergency Med	.28	\$3,600	Fall 2020
R	Isenblitter, Timothy	EMSC	Adjunct	Emergency Med	.28	\$3,600	Fall 2020
R	Mason, Kenneth	M.S.	Instr. II	Criminal Justice	1.00	\$75,175	2020-2021
R	Mason, Kenneth	M.S.	Instr. II	Criminal Justice	.20	\$2,160	Fall 2020
R	Mitchell, Nicole	M.S.	Instr. II	Homeland Sec.	1.00	\$50,546	2020-2021
R	Mitchell, Nicole	M.S.	Instr. II	Homeland Sec.	.40	\$2,160	8-Week
R	Mitchell, Nicole	M.S.	Instr. II	Homeland Sec.	.20	\$2,160	Fall 2020
R	Ocnaschek, Timothy	M.P.A.	Adjunct	Emergency Med	.23	\$5,740	Fall 2020
R	Randall, John	B.A.A.S.	Lead Fac	Fire Academy	.20	\$2,160	Fall 2020
R	Smith, Robert	M.S.	Adjunct	Criminal Justice	.08	\$2,160	Fall 2020
R	White, Dennis	M.S.	Instr. III	Homeland Sec	1.00	\$52,814	2020-2021

TECHNOLOGY

R	Burnett, Troy	A.A.S.	Adjunct	Adv Engine	.88	\$5,760	Fall 2020
R	Campbell, Brent	M.S.	Instr. I	Drafting	1.00	\$48,424	2020-2021
R	Campbell, Brent	M.S.	Instr. I	Drafting	.60	\$6,480	Fall 2020
R	Champagne, Steve	A.A.S.	Adjunct	Instrumentation	.43	\$9,360	Fall 2020
R	Clary, Shawn	B.S.I.T.	Adjunct	Comp Drafting	.45	\$0	Fall 2020
R	Culp, Thomas	A.A.S.	Adjunct	Instrumentation	.35	\$7,200	Fall 2020
R	Culp, Thomas	A.A.S.	Adjunct	Instrumentation	.20	\$3,600	Summer II
R	Day, Thomas	B.S.	Instr. I	Process Operate	1.00	\$43,905	2020-2021

R	Day, Thomas	B.S.	Instr. I	Process Operate	.30	\$3,240	Fall 2020
R	Day, Thomas	B.S.	Instr. I	Process Operate	.27	\$2,880	12-Week
R	Day, Thomas	B.S.	Instr. I	Process Operate	.22	\$4,320	Summer II
R	Fancher, Robert	A.A.S.	Adjunct	Welding	.08	\$0	Fall 2020
R	Fancher, Robert	A.A.S.	Adjunct	Welding	.30	\$0	12-Week
N	Fillyaw, Sean	A.A.S.	Adjunct	Welding	.30	\$4,320	Fall 2020
R	Fussell, Dustin	N/A	Adjunct	Welding	.13	\$0	12-Week
R	Gauthia, Erick	B.A.	Adjunct	Collision Repair	.60	\$0	Fall 2020
R	Gordon, Tommy	A.A.S.	Adjunct	Welding	.50	\$8,640	Fall 2020
R	Grant, Lee	N/A	Adjunct	Welding	.23	\$0	Fall 2020
R	Grissom, Darrell	B.S.	Instr. II	Heat, Vent, Air	1.00	\$51,276	2020-2021
R	Grissom, Darrel	B.S.	Instr. II	Heat, Vent, Air	.53	\$5,760	Fall 2020
R	Grissom, Mark	N/A	Adjunct	Instrumentation	.18	\$3,600	Fall 2020
R	Harris, Leslie	N/A	Instr I	Utility Line Tech	1.00	\$44,011	2020-2021
R	Harris, Leslie	N/A	Instr. I	Utility Line Tech	.43	\$4,680	Fall 2020
R	Hargrave, Minus	A.A.S.	Instr. I	Instrumentation	1.00	\$61,790	2020-2021
R	Hargrave, Minus	A.A.S.	Instr. I	Instrumentation	.33	\$3,600	Fall 2020
R	Hickman, Marlon	B.S.	Adjunct	Process Operate	.40	\$9,360	Fall 2020
R	Hill, Royace	A.A.S.	Visiting Fac	Heat, Vent, Air	1.00	\$21,461	Fall 2020
R	Hoke, Chelsea	M.Ed.	Instr. I	Instrumentation	1.00	\$51,076	2020-2021
R	Hoke, Chelsea	M.Ed.	Instr. I	Instrumentation	.17	\$4,320	Summer II
R	Hoke, Chelsea	M.Ed.	Instr. I	Instrumentation	.73	\$7,920	Fall 2020
R	Hoke, Chelsea	M.Ed.	Instr. I	Instrumentation	.20	\$2,160	12-Week
R	Jacobs, Weldon	B.A.A.S.	Instr. II	Instrumentation	1.00	\$57,421	2020-2021
R	Jacobs, Weldon	B.A.A.S.	Instr. II	Instrumentation	.13	\$1,440	Fall 2020
N	Joines, James	B.S.	Adjunct	Instrumentation	.18	\$3,600	Fall 2020
R	Landry, Gregory	B.S.	Adjunct	Process Operate	.08	\$2,160	Fall 2020
R	Landry, Gregory	B.S.	Adjunct	Process Operate	.13	\$2,160	12-Week
R	Liedy, Michael	B.S.	Adjunct	Process Operate	.15	\$2,880	Fall 2020
R	Lewis, Alex	Cert.	Adjunct	Welding	.20	\$3,600	Fall 2020
R	Matak, Pete	A.A.S.	Instr. IV	Adv. Engine	1.00	\$66,487	2020-2021
R	Matak, Pete	A.A.S.	Instr. IV	Adv. Engine	.23	\$3,600	8-Week
R	Matak, Pete	A.A.S.	Instr. IV	Adv. Engine	.23	\$3,600	8-Week
R	McAnally, Richard	A.A.S.	Adjunct	Welding	.13	\$0	12-Week
R	McKeehan, John	A.A.S.	Adjunct	Welding	.13	\$0	12-Week
N	Menn Williams, Antonio	A.A.S.	Visit Fac	Welding	1.00	\$21,461	2020-2021
N	Menn Williams, Antonio	A.A.S.	Visit Fac	Welding	.20	\$2,160	Fall 2020
N	Menn Williams, Antonio	A.A.S.	Visit Fac	Welding	.80	\$8,640	12-Week
R	Neely, Edgar	A.A.S.	Instr. II	Instrumentation	1.00	\$51,104	2020-2021
R	Neely, Edgar	A.A.S.	Instr. II	Instrumentation	.60	\$6,480	Fall 2020
R	Noble, Margaret	A.A.S.	Instr. I	Welding	1.00	\$43,951	2020-2021
R	Noble, Margaret	A.A.S.	Instr. I	Welding	1.27	\$13,680	Fall 2020
R	Noble, Margaret	A.A.S.	Instr. I	Welding	.20	\$2,160	12-Week
R	O'Connor, Patrick	B.S.	Instr. III	Industrial Mech	1.00	\$72,274	2020-2021
R	O'Connor, Patrick	B.S.	Instr. III	Industrial Mech	.13	\$1,440	Fall 2020
R	Parrack, Brian	A.A.S.	Instr. I	Process Operate	1.00	\$44,739	2020-2021
R	Parrack, Brian	A.A.S.	Instr. I	Process Operate	.80	\$8,640	Fall 2020
R	Pousson, Johnny	A.A.S.	Instr. II	Comp Drafting	1.00	\$47,391	2020-2021
R	Pousson, Johnny	A.A.S.	Instr. II	Comp Drafting	.07	\$720	Fall 2020

R	Pousson, Johnny	A.A.S.	Instr. II	Comp Drafting	.20	\$2,880	8-Week
R	Pousson, Johnny	A.A.S.	Instr. II	Comp Drafting	.20	\$2,800	8-Week
N	Pyle, George	A.A.S.	Adjunct	Welding	.25	\$0	Fall 2020
R	Rich, Kyle	B.S.	Adjunct	Welding	.05	\$0	Fall 2020
R	Robinson, James	N/A	Adjunct	Process Operate	.30	\$6,480	Fall 2020
R	Rodriguez, Pablo	B.S.I.T.	Instr. III	Process Operate	1.00	\$57,421	2020-2021
R	Rodriguez, Pablo	B.S.I.T.	Instr. III	Process Operate	.50	\$5,400	Fall 2020
R	Rodriguez, Pablo	B.S.I.T.	Instr. III	Process Operate	.18	\$3,240	Summer II
N	Smith, Adam	N/A	Adjunct	Industrial Maint	.20	\$3,600	Fall 2020
R	Spooner, Stanley	B.S.	Instr. II	Comp Drafting	1.00	\$48,403	2020-2023
R	Spooner, Stanley	B.S.	Instr. II	Comp Drafting	.47	\$5,040	Fall 2020
R	Sweeney, Robert	N/A	Visiting Fac	Process Operate	1.00	\$22,223	Fall 2020
R	Sweeney, Robert	N/A	Adjunct	Process Operate	.30	\$3,240	Fall 2020
R	Williams Jr., Lloyd	N/A	Adjunct	Process Operate	.18	\$5,040	Fall 2020
R	Williams-Parker, Tiffany	B.A.A.S.	Instr. I	Process Operate	1.00	\$68,030	2020-2021
R	Williams-Parker, Tiffany	B.A.A.S.	Instr. I	Process Operate	.60	\$6,480	Fall 2020
R	Worry, Valerie	Ed.D.	Instr. II	Process Operate	1.00	\$60,444	2020-2021
R	Worry, Valerie	Ed.D.	Instr. II	Process Operate	.23	\$4,680	Summer II
R	Worry, Valerie	Ed.D.	Instr. II	Process Operate	.70	\$7,560	Fall 2020

SALARY STIPEND

Name	Department	Amount of stipend	Period
Barrow, Brenda	Allied Health & Sciences	Received \$4,000 for Program Director of Radiology Technology Duties	2020-2021
Boland, Deena	Allied Health & Sciences	Received \$4,000 for Program Director for Sonography Duties	2020-2021
Brown, Deborah	Allied Health & Sciences	Received \$4,000 for Program Director of Dental Hygiene Duties	2020-2021
Grass, Connie	Allied Health & Sciences	Received \$2,500 for Lead Faculty Duties	2020-2021
Green, Samantha	Allied Health & Sciences	Received \$4,000 for Program Director of Allied Health and Sciences Pre-Programs	2020-2021
Lewis, Shunetta	Allied Health & Sciences	Received \$4,000 for Program Director of Pharmacy Technician Duties	2020-2021
Mendoza, Kristina	Allied Health & Sciences	Received \$2,500 for Lead Faculty for Dental Hygiene Duties	2020-2021
Newby, Vicki	Allied Health & Sciences	Received \$2,500 for Lead Faculty for Physical Sciences Duties	2020-2021
Taylor, Stacy	Allied Health & Sciences	Received \$4,000 for Program Director of Respiratory Care Duties	2020-2021
Waldrep, Staci	Allied Health & Sciences	Received \$3,000 for Program Director of Health Information Technology Duties	2020-2021
Whittaker, Reginald	Allied Health & Sciences	Received \$2,500 for Lead Faculty of Occupational Safety and Health Duties	2020-2021
Williams, Gail	Allied Health & Sciences	Received \$2,500 for Lead Faculty of Child Care and Development Duties	2020-2021
Welch, James	Allied Health & Sciences	Received \$9,000 for Department Chair of	2020-2021

		Allied Health and Sciences Duties	
Arnold-Calder, Lauri	Business Technology	Received \$9,000 for Department Chair of Business Technology Duties	2020-2021
Hudnall, Stephen	Business Technology	Received \$2,500 for Lead Faculty of Real Estate Duties	2020-2021
Jones, Tamalla	Business Technology	Received \$2,500 for Lead Faculty of Accounting Duties	2020-2021
Perkins, Gary	Business Technology	Received \$2,500 for Lead Faculty of Computer Information Systems/Computer Networking and Troubleshooting/Cyber Security/Graphic Design Duties	2020-2021
Stanley, Cherie	Business Technology	Received \$2,500 for Lead Faculty of Taylor Career Center/NextGen Duties	2020-2021
Abedelwahab, Widad	General Education/Developmental Studies	Received \$2,500 for Lead Faculty of Mathematics Duties	2020-2021
Celeste, Renee	General Education/Developmental Studies	Received \$4,000 for Program Coordinator of Social Sciences and College Success Skills Duties	2020-2021
McClelland, Rita	General Education/Developmental Studies	Received \$2,500 for Lead Faculty of English Duties	2020-2021
Sizemore, Mary	General Education/Developmental Studies	Received \$9,000 for Department Chair of General Education/Developmental Studies Duties	2020-2021
Mason, Kenneth	Public Service & Safety	Received \$9,000 for Department Chair of Public Service and Safety Duties	2020-2021
Mason, Kenneth	Public Service & Safety	Received \$1,250 for Administrative Duties	2020-2021
Mitchell, Nicole	Public Service & Safety	Received \$4,000 for Program Director Duties for Criminal Justice and Emergency Management	2020-2021
Randall, John	Public Service & Safety	Received \$2,500 for Lead Faculty of Fire Academy Duties	2020-2021
Thompson, Jeffrey	Public Service & Safety	Received \$5,000 Medical Director Duties	2020-2021
Vannoy, Clint	Public Service & Safety	Received \$2,500 for Lead Faculty of Emergency Medical Services Duties	2020-2021
Welch, James	Public Service & Safety	Received \$4,000 for Program Director of Emergency Medical Services Duties	2020-2021
Grissom, Darrell	Technology	Received \$2,500 Lead Faculty of Heating, Ventilation, and Air Conditioning Technology Duties	2020-2021
Harris, Leslie	Technology	Received \$4,000 for Program Director of Utility Line Technology Duties	2020-2021
Hoke, Chelsea	Technology	Received \$4,000 for Program Director of Instrumentation Technology Duties	2020-2021
Matak, Pete	Technology	Received \$4,000 for Program Director of	2020-2021

		Advanced Engine Technology Duties	
Noble, Margaret	Technology	Received \$4,000 for Program Duties of Tommy Williams Building Duties	2020-2021
O'Connor, Patrick	Technology	Received \$2,500 for Lead Faculty of Industrial Technology Duties	2020-2021
Pousson, Johnny	Technology	Received \$4,000 for Program Director of Computer Drafting Technology Duties	2020-2021
Williams-Parker, Tiffany	Technology	Received \$9,000 for Department Chair of Technology Duties	2020-2021
Worry, Valerie	Technology	Received \$4,000 for Program Director of Process Operating Technology Duties	2020-2021

Lamar State College Orange

FACULTY PERSONNEL CHANGES

ADDITIONS

- 1.

RETIREMENTS

- 1.

PROMOTIONS

- 1.

LEAVE OF ABSENCE

- 1.

TERMINATIONS

1. None to report.

NON-REAPPOINTMENTS

1. None to report.

RESIGNATIONS

- 1.

CHANGES IN STATUS

1. Shana Runnels – status change from Faculty to Adjunct effective 9/1/2020.
2. Gwen Whitehead – status change from Staff to Faculty effective 9/1/2020

WITH TENURE

1. None to report.

FACULTY APPOINTMENTS, New (N) and Renewal (R)

NAME	DEG	RANK	DEPARTMENT	%FTE	SALARY	PERIOD
HEALTH SCIENCES AND WORKFORCE TECHNOLOGY						
FULL-TIME OVERLOAD AND ADJUNCT FACULTY						
R Baker, Colleen	CERT.	Instructor	Dental Assisting	21	2496	Fall 2020
R Baker, Suzanne	A.A.S.	Instructor	Vocational Nur	56	6700	Fall 2020
R Cole, Angela	B.S.N.	Instructor	Vocational Nur	54	6426	Fall 2020
R Colley, Camie	CERT.	Adjunct	Dental Assisting	70	8448	Fall 2020
R Davis, Tammy	B.S.N.	Adjunct	Vocational Nur	103	12312	Fall 2020
R Foreman, Sherri	B.S.	Instructor	Vocational Nur	58	6921	Fall 2020
R Harris, Susan	A.A.S.	Instructor	Vocational Nur	38	4521	Fall 2020
R Kingham, Tonia	A.A.S.	Adjunct	Vocational Nur	96	11528	Fall 2020
R LaGrone, Toni	A.A.S.	Instructor	Vocational Nur	46	5433	Fall 2020
R Land, Richard	CERT.	Adjunct	Emergency	5	568	Fall 2020
R LeBlanc, Lorrie	B.S.N.	Instructor	Vocational Nur	23	2736	Fall 2020
R Lemons, Janet	M.S.N.	Instructor	Upward Mobility	44	5232	Fall 2020
R Lumpkin, Denise	M.S.N.	Instructor	Upward Mobility	38	4560	Fall 2020
R McGee, Leah Anne	M.S.N.	Adjunct	Upward Mobility	42	5024	Fall 2020
R Montgomery, Jessica	CERT.	Adjunct	Vocational Nur	95	11020	Fall 2020
R Nguyen, Loan	CERT.	Instructor	Pharmacy Tech	83	9920	Fall 2020
R Paulk, Charlene	B.S.	Instructor	Vocational Nur	40	4714	Fall 2020
R Ralston, Magic	CERT.	Adjunct	Vocational Nur	32	3880	Fall 2020
R Ramsey, Brenda	A.A.S.	Instructor	Vocational Nur	46	5514	Fall 2020
R Simar, Gina	M.Ed.	Adjunct	Vocational Nur	20	2400	Fall 2020
R Smith, Wilma 'Katherine'	M.S.N.	Instructor	Upward Mobility	35	4208	Fall 2020
R Trotter, Jennifer	M.S.N.	Instructor	Upward Mobility	45	5456	Fall 2020
R Tucker, Mande	M.S.N.	Instructor	Upward Mobility	25	3056	Fall 2020
R Vincent, Cammie	CERT	Adjunct	Emergency	8	912	Fall 2020
BUSINESS AND TECHNOLOGY						
R Bryant, Christy	M.S.	Instructor	Information Tech	32	2400	Fall 2020
R Bryant, Jennifer	M.B.A.	Instructor	Business Mgt	40	3840	Fall 2020
R Burns, Edgar	B.S.	Adjunct	Process Tech	48	5712	Fall 2020
R Busby, Leah	M.B.A.	Instructor	Business Mgt	60	9600	Fall 2020
R Crockett, Melvin	A.S.	Adjunct	Process Tech	28	1987	Fall 2020

R	Dimas, Jerome	M.S.	Adjunct	Process Tech	67	7520	Fall 2020
R	Dotson, Diane	M.Ed.	Instructor	Information Tech	78	9270	Fall 2020
R	Geis, Earl	B.S.	Instructor	Process Tech	63	6874	Fall 2020
R	Kirk, Charles	B.S.	Adjunct	Process Tech	84	9363	Fall 2020
R	LeBlanc, Anthony	A.A.S.	Adjunct	Welding	49	5824	Fall 2020
R	Lundquist, Gary	Ph.D.	Adjunct	Process Tech	53	6400	Fall 2020
	Malouf, Kevin	M.S.	Instructor	Business Management	40	4800	Fall 2020
R	McKinney, Billy	M.S.	Adjunct	Process Tech	118	12790	Fall 2020
R	McLendon, Gary	B.S.	Instructor	Welding	0	0	Fall 2020
R	Ramsey, Henry	B.S.	Adjunct	Process Tech	160	14160	Fall 2020
R	Reeder, Mike	B.S.	Instructor	Process Tech	88	6086	Fall 2020

SCIENCES

R	Barker, Charlotte	Ph.D.	Asst Prof	Biology	63	6576	Fall 2020
R	Kenney, Hunter	Ed.D.	Adjunct	Biology	35	4224	Fall 2020
R	Lundquist, Gary	Ph.D.	Adjunct	Chemistry	66	7142	Fall 2020
R	McClure, Matt	Ph.D.	Professor	Biology	53	7584	Fall 2020
R	Marshall, Don	Ph.D.	Adjunct	Chemistry	20	1680	Fall 2020
R	Sanford, Jerry	D.C.	Instructor	Biology	56	4618	Fall 2020
R	Song, Ni	Ph.D.	Asst Prof	Biology	60	7200	Fall 2020
R	Stelly, Karen	M.S.	Adjunct	Geology	55	6624	Fall 2020
R	Taylor, Ronald	Ph.D.	Adjunct	Geology	28	6624	Fall 2020
R	VanDevender, Chad	Ph.D.	Adjunct	Biology	28	3312	Fall 2020

EDUCATION AND MATHEMATICS (Including DEVELOPMENTAL)

FULL-TIME OVERLOAD AND ADJUNCT FACULTY

R	Crockett, Suzonne	Ed.D.	Adjunct	Education/Math	40	5200	Fall 2020
R	Jureidini, Elias	M.S.	Asst Prof	Mathematics	80	8400	Fall 2020
R	Keeney, Hunter	Ed.D.	Adjunct	Education	20	2400	Fall 2020
R	Kim, Jongchul	Ph.D.	Instructor	Mathematics	80	8880	Fall 2020
R	Moore, Andrew	B.S.	Instructor	Mathematics	0	0	Fall 2020
R	Peveto, Barbara	M.S.	Adjunct	Mathematics	40	5400	Fall 2020
R	Sams, Christopher	M.S.	Adjunct	Mathematics	80	8640	Fall 2020
R	Scarborough, George	M.S.	Instructor	Mathematics	80	10560	Fall 2020

R	Sethna, Bishar	Ed.D.	Adjunct	Mathematics	40	4800	Fall 2020
R	Simar, Gina	M.Ed.	Adjunct	Education	20	2400	Fall 2020
R	Smith, Shawn	M.A.	Adjunct	Reading/Writing	213	24000	Fall 2020
R	Winkle, Robyn	M.A.	Adjunct	Education	40	4800	Fall 2020

ARTS, HUMANITIES, AND SOCIAL SCIENCES

FULL-TIME OVERLOAD AND ADJUNCT FACULTY

R	Ashworth, Burton	Ph.D.	Adjunct	Psychology	20	1200	Fall 2020
R	Ball, Don	Ph.D.	Adjunct	Music	20	2400	Fall 2020
R	Doss, Kevin	M.A.	Instructor	Speech	160	17280	Fall 2020
R	Dubuisson, Zachary	M.F.A	Adjunct	Arts	60	7200	Fall 2020
R	Durso, Cassandra	M.A.	Adjunct	History	40	4800	Fall 2020
R	Hargrave, Joseph	DIPL	Adjunct	Criminal Justice	20	720	Fall 2020
R	Henderson, April	M.A.	Instructor	Sociology	20	2400	Fall 2020
R	Hodges, Lisette	M.A.	Instructor	Psychology	0	0	Fall 2020
R	Holmes, Bradley	M.A.	Adjunct	Music	13	2200	Fall 2020
R	Kibbe, Tina	Ph.D.	Adjunct	History	40	4800	Fall 2020
R	Lacy, Anna	M.A.	Adjunct	Drama	20	2400	Fall 2020
R	Lindley, Neil	Ph.D.	Adjunct	Philosophy	20	2400	Fall 2020
R	Lindsey, Richard	M.A.	Instructor	Government	60	6720	Fall 2020
R	Little, Meredith	M.A.	Adjunct	History/Govt.	160	19200	Fall 2020
R	Lumpkin, Byron	M.A.	Instructor	English	40	4320	Fall 2020
R	Owens, Eric	M.A.	Asst Prof	History	60	7200	Fall 2020
R	Peebles, Robert	Ph.D.	Professor Emeritus	History	40	6480	Fall 2020
R	Rathbun, Diane	M.A.	Instructor	Speech/Drama	0	0	Fall 2020
R	Rather, Michael	Ph.D.	Adjunct	English	60	7200	Fall 2020
R	Runnels, Shana	M.S.	Adjunct	Criminal Justice	160	17040	Fall 2020
R	Sanderson, Elizabeth	M.A.	Adjunct	English	20	2400	Fall 2020
R	Smith, Amanda	M.F.A.	Instructor	English	60	7280	Fall 2020
R	Whitehead, Gwen	Ph.D.	Adjunct	English	90	10480	Fall 2020

Lamar State College – Port Arthur

FACULTY PERSONNEL CHANGES

NEW HIRES

1. Devin Guidry, AS, Instructor, Vocational Nursing, Allied Health Department, at a 12-month rate of \$49,000; on a full-time tenure track appointment effective September 14, 2020.

RESIGNATIONS

1. None.

RETIREMENTS

1. None.

NON-REAPPOINTMENTS

1. None.

CHANGES IN STATUS (as of September 1, 2020)

1. Linda White, from Adjunct Instructor to Instructor I for the Drug, Alcohol Abuse, and Counseling Program, Allied Health Department.

WITH TENURE

1. None.

FACULTY APPOINTMENTS, New (N) and Renewal (R)

	NAME	DEG	RANK	DEPARTMENT	%FTE	SALARY	PERIOD
ALLIED HEALTH							
R	Allen, Shalanda	LVN	Instructor I	Nurses Aid	.40	4,393	Fall 2020
R	Arrington, Kim	M.Ed.	Adjunct	Drug/Alcohol	.40	1,100	Fall 2020
R	MacNeill, Shirley	B.S.	Instructor	Reg. Nursing	.15	1,570	Fall 2020
R	White, Robert	B.S.	Adjunct	Drug/Alcohol	.20	2,200	Fall 2020
BUSINESS & TECHNOLOGY							
R	Ballou, Kenneth	---	Adjunct	Instrumentation	1.23	13,619	Fall 2020
R	Beckcom, Doneane	J.D.	Instructor II	Paralegal	.27	3,038	Fall 2020
R	Bennett, Ethan	---	Adjunct	Air Conditioning	.46	5,029	Fall 2020
N	Betar, Michael	A.A.S.	Instructor	Drafting	.10	1,173	Fall 2020
R	Bohn, George	B.S.	Instructor	Instrumentation	.84	9,324	Fall 2020
R	Booth, Kara	M.B.A.	Adjunct	Economics	.80	8,800	Fall 2020
R	Bryant, Jennifer	M.B.A.	Adjunct	Econ/Business	.60	6,600	Fall 2020
R	Cammack, James	M.B.A.	Instructor	Bus Information	.20	2,200	Fall 2020
R	Chaddick, Morgan	A.A.S.	Instructor	Air Conditioning	.25	2,829	Fall 2020
R	Champagne, Adria	B.A.A.S.	Instructor	Office Admin	.51	5,657	Fall 2020
R	Chavez, Javier	A.A.S.	Instructor	Air Conditioning	.42	4,610	Fall 2020
R	Clark, Angela	B.A.A.S.	Adjunct	Office Mgmt	.30	3,352	Fall 2020
R	Duhon, Brenda	M.Ed.	Adjunct	Office Informat	.28	3,038	Fall 2020
R	Guillot, Sheila	M.Ed.	Instruct. IV	Medical Office	.24	2,619	Fall 2020
R	Harbert, Tanya	A.A.S.	Instructor I	Med Office Adm	.17	1,816	Fall 2020
N	Hudson, Maury	M.A.	Adjunct	LNGM	.41	4,505	Fall 2020

N	Jacobs, Weldon	B.A.A.S.	Adjunct	Electronics	.28	3,038	Fall 2020
R	Janise, Thomas	---	Adjunct	Process Tech	.77	8,486	Fall 2020
R	Jones, Tamalla	B.S.	Instructor	Accounting	.91	10,056	Fall 2020
R	McPherson, Michell	J.D.	Adjunct	Paralegal	.20	2,200	Fall 2020
R	Medhekar, Sarita	M.S.	Instructor I	Game Design	.19	2,094	Fall 2020
N	Odom, Leanna	M.B.A.	Adjunct	Accounting	.40	4,400	Fall 2020
R	Powell, James	---	Instructor I	Process Tech	.26	2,933	Fall 2020
R	Richmond, Sheri	Cer Cos	Adjunct	Cosmetology	.69	7,648	Fall 2020
N	Seastruck, Daledric	B.S.	Adjunct	Instrumentation	.42	4,610	Fall 2020
R	Smith, Amanda	AAS	Instructor I	Cosmetology	.73	8,067	Fall 2020
R	Sparrow, Michael	---	Instructor	Process Tech	.45	5,028	Fall 2020
R	Stretcher, Nancy	Ed.D.	Adjunct	Office Mgmt	.20	2,200	Fall 2020
R	Sweat, Raymond	B.B.A.	Adjunct	Bus Computer	.86	9,428	Fall 2020

COMMERCIAL MUSIC, VISUAL, & PERFORMING ARTS

R	Abelman, Maurice	M.A.	Instructor I	Graphic Design	.038	419	Fall 2020
R	Canedo, Blas	D.M.A.	Assist Prof	American Music	.39	4,422	Fall 2020
R	Edwards, Laura	A.A.S.	Adjunct	Live Sound	.48	4,714	Fall 2020
R	Faggard, Albert	M.A.F.A	Instructor	Art Appreciation	.49	5,343	Fall 2020
R	Fontenot, Caleb	B.M.	Adjunct	Piano	.42	4,696	Fall 2020
R	Reho, Joseph	M.A.F.A.	Adjunct	Video Productio	.72	7,961	Fall 2020
R	Richardson, Carl	B.A.	Instructor	Sight Singing	.014	185	Fall 2020
R	Roe, Matthew	A.A.S.	Instructor	Audio Engineer	.23	3,562	Fall 2020
R	Stafford, Laura	Ph.D.	Professor	Drama	.35	3,876	Fall 2020
R	Turner, Kenneth	---	Adjunct	Recording Tech	.46	5,108	Fall 2020

GENERAL EDUCATION & DEVELOPMENTAL STUDIES

R	Alsibaa, Leah	MS	Instructor	Biology	.18	1,991	Fall 2020
R	Barnes, Joshua	B.S.	Instructor	Dev. Math	.53	5,867	Fall 2020
R	Beckcom, Doneane	J.D.	Instructor II	Criminal Justice	.20	2,200	Fall 2020
R	Belyeu, Jeremy	M.A.	Instructor	Dev. English	.20	2,200	Fall 2020
R	Cammack, James	M.B.A.	Instructor	Busi.Computers	.28	3,039	Fall 2020
R	Capeles, Tina	Ed.D.	Instructor	Government	.20	2,200	Fall 2020
R	Cathey, Kristyn	M.M.C.	Adjunct	Speech	.38	4,028	Fall 2020
R	Clark, Amber	M.Ed.	Adjunct	Education	.33	3,667	Fall 2020
R	Clark, Gregory W.	M.S.	Adjunct	Criminal Justice	.40	4,400	Fall 2020
R	Clark, Kristi	M.S.W.	Adjunct	Sociology	.20	2,200	Fall 2020
R	Dubois, Mary R	M.A.	Adjunct	Speech	.60	6,600	Fall 2020
R	Galloway, Chelsey	M.A.	Adjunct	English	100	11,000	Fall 2020
R	Garcia, Maria	M.A.	Adjunct	Sociology	.20	2,200	Fall 2020
R	Hay, Paul	M.S.	Instructor	Math	.11	1,173	Fall 2020
R	Hernandez, Eric	M.A.	Instructor	Psychology	.20	2,200	Fall 2020
R	Hicks, Ronald	M.A.	Adjunct	Math	.20	2,200	Fall 2020
R	Jehlen, Charles	M.A.	Adjunct	History	.20	2,200	Fall 2020
R	Jordan, Percy	Ph.D.	Assoc.Prof.	Biology	.26	2,829	Fall 2020
R	Jordan, Sue	M.Ed.	Adjunct	Chemistry	.20	2,200	Fall 2020
R	Kibbe, Tina	Dh.D.	Adjunct	History	.40	4,400	Fall 2020
R	Leckick, Diane	M.Ed.	Adjunct	Education	.20	2,200	Fall 2020
R	Longlet, Nancy	Ph.D.	Asst. Prof.	Biology	.18	1,991	Fall 2020
R	Ned, Kayla	M.S.	Adjunct	Busi. Computer	.57	6,286	Fall 2020
R	Neeb, Amy	M.S.	Adjunct	Education	.48	5,237	Fall 2020

R	Offord, Roszella	M.Ed.	Adjunct	Education	.67	7,333	Fall 2020
R	Pounaki, Behrouz	M.S.	Instructor	Physics	.17	1,885	Fall 2020
R	Rekieta, Casi	MA	Instructor	Speech	.20	2,200	Fall 2020
N	Romero, Ryan	M.A.	Adjunct	History	.40	4,400	Fall 2020
N	Rudholm, Anne-Chri	M.A.F.A.	Adjunct	English	.80	8,800	Fall 2020
R	Sams, Christopher	M.S.	Adjunct	Math	.33	3,667	Fall 2020
R	Son-Guidry, Kyun	Ph.D.	Asst. Prof.	Chemistry	.87	5,447	Fall 2020
R	Stelly, Karen	M.S.	Adjunct	Geology	.55	6,076	Fall 2020
R	Stelly, Trazarra	M.S.	Adjunct	Criminal Justice	.40	4,400	Fall 2020
R	Thigpen, Albert	Ph.D.	Adjunct	Government	.40	4,400	Fall 2020
R	Wells, Wayne	M.Ed.	Adjunct	Education	.40	4,400	Fall 2020
R	Wilbur, Christina	M.A.	Instructor	History	.40	4,400	Fall 2020
R	Woodard, Amber	M.S.	Adjunct	Nutrition	.60	6,600	Fall 2020

HEALTH, FITNESS, & SPORTS

R	Kish, Charles	Ed.D.	Adjunct	Kinesiology	.40	4,400	Fall 2020
---	---------------	-------	---------	-------------	-----	-------	-----------

INMATE EDUCATION

R	Briscoe, Sonya	M.A.	Adjunct	Sociology	.30	3,300	Fall 2020
R	Brown, Carolyn	M.S.	Instruct III	Physical Educ	.20	2,200	Fall 2020
R	Doiron, Jesse	M.B.A.	Adjunct	English	.42	4,640	Fall 2020
R	Faggard, Albert	M.A.F.A.	Adjunct	Art	.18	1,980	Fall 2020
R	Jeanise, Phyllis	B.S.	Adjunct	Math	.20	2,200	Fall 2020
R	Tait, Linda	M.A.	Adjunct	Math	.12	1,320	Fall 2020
R	Thigpen, Albert	Ph.D.	Adjunct	Government	.60	6,820	Fall 2020
R	Thomas, Angela	EdD	Adjunct	Business	.14	1,540	Fall 2020
R	Trevey, Diane	M.A.	Adjunct	History	.40	4,179	Fall 2020
N	Vandewalker, Richa	M.M.	Adjunct	Music	.20	2,200	Fall 2020
R	Wells, Wayne	M.Ed.	Adjunct	Education	.13	1,467	Fall 2020
N	Zani, Steven	Ph.D.	Adjunct	Philosophy	.10	1,100	Fall 2020

ADMINISTRATIVE and UNCLASSIFIED PERSONNEL CHANGES / ADDITIONS

1. Kento Anjima, B.S., M.Ed., Athletic Trainer/Fitness Center Coordinator, Health, Fitness, and Sports Department, at a 12-month rate of \$45,000 effective September 14, 2020.
2. Brock Thewman, B.S. M.Ed., Assistant Basketball Coach, Health, Fitness, and Sports Department, at a 12-month rate of \$27,800 effective September 21, 2020.

CHANGES IN STATUS

1. Dr. Ben Stafford, from Dean of Workforce Development and Continuing Education to Vice President of Workforce Development and Continuing Education, at a 12-month rate of \$120,000 effective October 1, 2020.
2. Jamie Ochoa, from Network and Systems Administrator I to Network Manager for Information Technology Services, at a 12-month rate of \$70,000, effective October 1, 2020.
3. Stephen Webb, from Systems Analyst II to Senior System Analyst for Information Technology Services, at a 12-month rate of \$68,314, effective October 1, 2020.

DISMISSALS

1. None.

RESIGNATIONS

1. None.

RETIREMENTS

1. Patricia Guidry, Correctional Education Specialist, December 31, 2020.
2. Linda Tait, Director of Small Business Development Center, December 31, 2020.

CONSENT – MISCELLANEOUS

TSUS: Acknowledgement of Gifts and Gifts-in-Kind

Recommendation

The Board of Regents acknowledges and approves receipt of the gifts and gifts-in-kind received by the Texas State University System components.

Background

In accordance with the System Rules and Regulations, Chapter III, Section 1.(12) Gift Acceptance, Subsection 1.(12)3 The President of each Component will report all gifts with a value of at least \$5,000 (including cash, personal property, and intellectual property) to the Chancellor for reporting publicly to the Board. Upon written request of the donor, the Board report and minutes shall not state the donor's name and/or the gift's value.

Lamar University

The following gifts of \$5,000 or more were made payable to Lamar University.

DATE	DONOR	AMOUNT	BENEFICIARY(IES)
6/1/2020	Mr. and Mrs. David J. Beck	\$5,000.00	Distinguished Faculty Lecture Series
6/3/2020	CommunityBank of Texas, N.A.	\$22,040.00	Department of Athletics – Football Suite
6/3/2020	The Echo Group, Ltd.	\$22,040.00	Department of Athletics – Football Suite
6/3/2020	Trans-Global Solutions, Inc.	\$22,040.00	Department of Athletics – Football Suite
6/15/2020	Enterprise Holdings Foundation	\$5,000.00	Center for Career and Professional Development
7/11/2020	Mr. and Mrs. Billy Cheshire	\$5,000.00	College of Education and Human Development
7/14/2020	The Hargrove Foundation	\$10,000.00	Hargrove Foundation Scholarship Fund
7/14/2020	Leak Sealers, Inc.	\$5,000.00	Department of Athletics – Women's Soccer Camp
7/29/2020	Ms. Sandra F. Clark	\$5,000.00	College of Fine Arts and Communication- Le Grand Bal Underwriting
8/11/2020	Neches Federal Credit Union	\$10,196.00	Department of Athletics – Corporate Sponsorship
8/11/2020	Provost Umphrey Law Firm, L.L.P.	\$7,000.00	Department of Athletics – Athletic Training
8/13/2020	FSM PMO, LLC. – Vortech Contracting, Inc.	\$24,500.00	Department of Athletics – Corporate Sponsorship
8/21/2020	Donald T. Boumans Foundation	\$10,000.00	Donald T. Boumans Memorial Scholarship
8/24/2020	Anonymous	\$25,000.00	Scholarship Fund for Graduate Students in Mathematics

Total: \$177,816.00

Lamar University Foundation

The following gifts of \$5,000 or more were made payable to Lamar University Foundation.

DATE	DONOR	AMOUNT	BENEFICIARY(IES)
6/1/2020	Dr. Marleen R. Swerdlow	\$5,000.00	LaKisha R. Thomas Memorial Scholarship
6/3/2020	Dr. and Mrs. George J. Hirasaki	\$5,500.00	Dr. George J. Hirasaki Scholarship in Chemical Engineering
6/4/2020	Ms. Peggy D. Dudley and Mr. William R. Finch	\$34,149.84	Robert G. and Phyllis C. Finch Endowed Scholarship in Nursing
6/8/2020	Estate of Maxine H. Blankfield	\$10,328.99	Lamar University Blankfield Student Scholarship Fund
6/9/2020	Mr. and Mrs. Joseph W. Richardson	\$5,000.00	Cardinal Emergency Fund – COVID-19 pandemic relief
6/11/2020	Mr. Larry W. Grantham, Jr.	\$15,667.00	William Grantham Endowed Scholarship in Entrepreneurship
6/15/2020	Enterprise Holdings Foundation	\$5,000.00	Department of Athletics – Athletic Director
6/16/2020	The T. Rowe Price Program for Charitable Giving, on behalf of Mr. and Mrs. Ron Robins	\$5,000.00	Robins Award for Academic Excellence
6/16/2020	Mr. and Mrs. Tom Eveland	\$7,500.00	Dr. H. E. and Doris J. Eveland Memorial Regents Scholarship in Geology
7/9/2020	Estate of Maxine H. Blankfield	\$11,471.37	Lamar University Blankfield Student Scholarship Fund
7/10/2020	Estate of Eileen Eunice Jaeger Leedy	\$210,000.00	Rick A. Leedy Memorial Scholarship for Baseball
7/10/2020	Market Basket Charitable Foundation	\$10,000.00	Market Basket Charitable Foundation Scholarship
7/30/2020	Neches River Festival, Inc.	\$5,000.00	Otho Plummer-Neches River Festival Memorial Scholarship
8/12/2020	Estate of Maxine H. Blankfield	\$17,254.20	Lamar University Blankfield Student Scholarship Fund
8/20/2020	Helen Caldwell Locke & Curtis Blakey Locke Charitable Trust, on behalf of Mr. and Mrs. Charles B. Locke	\$50,000.00	Locke Family Scholarship for STEM
8/20/2020	Mr. and Mrs. Bill Mitchell	\$10,000.00	William B. and Mary G. Mitchell Regents Scholarship in Engineering; William B. and Mary G. Mitchell Regents Scholarship in Fine Arts

8/21/2020	Mr. and Mrs. Grady H. Crawford, Jr.	\$5,000.00	College of Business - Dean's Fund for Excellence in Business Education
-----------	--	------------	---

Total: \$446,651.40

The following Gifts-in-Kind valued at \$5,000 or more were given to the Lamar University Foundation.

DATE	DONOR	AMOUNT	BENEFICIARY(IES)
7/23/2020	Apple, Inc.	\$34,780.00	College of Education and Human Development – Apple Community Education Initiatives

Total: \$34,780.00

Explanations

The following gifts of \$5,000 or more were made to Lamar University.

- Mr. and Mrs. David J. Beck gave a restricted gift of \$5,000.00 to help fund the Distinguished Faculty Lecture Series.
- CommunityBank of Texas, N.A gave \$22,040.00 to the Department of Athletics for a 2020-2021 Football Suite.
- The Echo Group, LTD gave \$22,040.00 to the Department of Athletics for a 2020-2021 Football Suite.
- Trans-Global Solutions, Inc. gave \$22,040.00 to the Department of Athletics for a 2020-2021 Football Suite.
- Enterprise Holdings Foundation gave \$5,000.00 to the Center for Career and Professional Development for Employer Relations.
- Mr. and Mrs. Billy Cheshire gave an unrestricted gift of \$5,000.00 to the College of Education and Human Development.
- The Hargrove Foundation gave \$10,000.00 to establish The Hargrove Foundation Scholarship Fund.
- Leak Sealers gave \$5,000.00 to the Department of Athletics for Women's Soccer Camp.
- Ms. Sandra F. Clark gave an IRA distribution of \$5,000.00 to help underwrite Le Grand Bal for the College of Fine Arts and Communication.
- Neches Federal Credit Union gave \$10,196.00 to the Department of Athletics for a 2020-2021 Corporate Sponsorship.
- Provost Umphrey Law Firm, L.L.P. gave \$7,000.00 to the Department of Athletics for the Athletic Training Program.
- FSM PMO, LLC on behalf of Vortech Contracting, Inc. gave \$24,500.00 to the Department of Athletics for a 2020-2021 Corporate Sponsorship.
- Donald T. Boumans Foundation gave \$10,000.00 to add to the Donald T. Boumans Memorial Scholarship.
- An Anonymous Donor gave \$25,000.00 to add to the Scholarship Fund for Graduate Students in Mathematics.

The following gifts of \$5,000 or more were made to the Lamar University Foundation.

- Dr. Marleen R. Swerdlow gave \$5,000.00 to help establish the LaKisha R. Thomas Memorial Scholarship.
- Dr. and Mrs. George J. Hirasaki gave \$5,500.00 to add to the Dr. George J. Hirasaki Scholarship in Chemical Engineering.
- Ms. Peggy D. Dudley and Mr. William R. Finch gave securities that we valued for our internal purposes at \$34,149.84 to add to the Robert G. and Phyllis C. Finch Endowed Scholarship in Nursing.
- The Estate of Maxine H. Blankfield gave a bequest of \$10,328.99 to add to the Lamar University Blankfield Scholarship Fund.
- Mr. and Mrs. Joseph W. Richardson gave a restricted gift of \$5,000.00 to the Cardinal Emergency Fund for COVID-19 Pandemic relief.
- Mr. Larry W. Grantham, Jr. pledged \$15,667.00 to establish the William Grantham Endowed Scholarship in Entrepreneurship.
- Enterprise Holdings Foundation gave \$5,000.00 to the Department of Athletics for the Athletics Director Excellence Fund.
- The T. Rowe Price Program for Charitable Giving, upon advisement of Mr. and Mrs. Ron Robins, gave \$5,000.00 to add to the Robins Award for Academic Excellence.
- Mr. and Mrs. Tom Eveland gave \$7,500.00 to add to the Dr. H. E. and Doris J. Eveland Memorial Regents Scholarship in Geology.
- The Estate of Maxine H. Blankfield gave a bequest of \$11,471.37 to add to the Lamar University Blankfield Scholarship Fund.
- The Estate of Eileen Eunice Jaeger Leedy gave a bequest of \$210,000.00 to establish the Rick A. Leedy Memorial Scholarship for Baseball.
- Market Basket Charitable Foundation gave \$10,000.00 to add to the Market Basket Charitable Foundation Scholarship.
- Neches River Festival, Inc. gave \$5,000.00 to add to the Otho Plummer-Neches River Festival Memorial Scholarship.
- The Estate of Maxine H. Blankfield gave a bequest of \$17,254.20 to add to the Lamar University Blankfield Scholarship Fund.
- Helen Caldwell Locke and Curtis Blakey Locke Charitable Trust, on behalf of Mr. and Mrs. Charles B. Locke, gave \$50,000.00 to establish the Locke Family Scholarship for STEM.
- Mr. and Mrs. Bill Mitchell gave an IRA distribution of \$10,000.00 to add to the William B. and Mary G. Mitchell Regents Scholarship in Engineering and the William B. and Mary G. Mitchell Regents Scholarship in Fine Arts.
- Mr. and Mrs. Grady H. Crawford, Jr. gave an unrestricted gift of \$5,000.00 to the College of Business for the Dean's Fund for Excellence in Business Education.

The following Gifts-in-Kind valued at \$5,000 or more were given to the Lamar University Foundation.

- Apple Inc. gave eighteen Apple pencils, eighteen MacBook Pros, and eighteen iPads, including three-year AppleCare+, to the Lamar University Foundation for the College of Education and Human Development for the Apple Community Education Initiatives Program.

Sam Houston State University

DATE	DONOR	AMOUNT	BENEFICIARY(IES)
6/29/2020	Anonymous	\$51,000.00	Don A. Sanders Baseball Enrichment
6/29/2020	Anonymous	\$25,000.00	Baseball Sound Equipment Enrichment Endowment
7/1/2020	San Antonio Livestock Exposition, Inc.	\$13,500.00	San Antonio Livestock Expositions, Inc. Scholarship
7/7/2020	David S. and Darlene Burris	\$29,440.00	David S. and Darlene E. Burris Scholarship Endowment; David S. and Darlene E. Burris Endowed Scholarship; Computer Science Majors Endowment; Friends of the Food Pantry
7/7/2020	Dr. Ronald Johnson Estate	\$76,897.72	Houston Chapter-IAAP/Dr. Rita B. Huff and Dr. Ronald Johnson Scholarship Endowment
7/9/2020	Joy A. Coalson	\$5,000.00	Coalson Family Scholarship in memory of Cynthia Joy Coalson
7/10/2020	Rodeo Austin	\$10,000.00	Friends of Agricultural Sciences
7/14/2020	Patricia A. Daw Estate	\$59,767.08	Kenneth and Patricia Daw Football Enrichment Endowment
7/21/2020	Charles L. and Wanda K. Beckner	\$1,001,500.00	HTCF Athletic Construction Fund; President's Circle
7/22/2020	Edgar A. and Carolyn L. Reeves	\$25,000.00	Edgar A. and Carolyn L. Reeves Family Endowment
9/30/2020	Edgar A. and Carolyn L. Reeves	\$29,250.00	Edgar and Carolyn Reeves Osteopathic Medicine Scholarship Endowment; Alumni Enrichment
8/4/2020	Benjamin R. and Susan S. Lenamon	\$5,000.00	Alumni Enrichment
8/10/2020	Koch Companies Community Fund	\$5,000.00	Gibbs Ranch Agriculture Facilities
8/11/2020	Daniel T. M. Barnes	\$11,600.00	Dr. Sam Barnes Kaplan Review Enrichment Fund
8/11/2020	GHS Foundation	\$640,000.00	Smith-Hutson Endowed Scholarship Program
8/11/2020	The 100 Club, Inc.	\$45,813.20	Hundred Club Tuition / Fees

8/12/2020	Sam Houston University Foundation	\$5,000.00	NCAA Academic Advisor Account
8/12/2020	Sam Houston University Foundation	\$6,060.00	COBA Enrichment; James Dennis Bazan Memorial Endowment; Bearkat Champions General Fund
8/14/2020	K. C. and Janice Keeler	\$5,000.00	Football Enrichment
8/14/2020	Ray Burgess P.L.L.C.	\$5,000.00	Football Enrichment
8/18/2020	John R. and Judith A. Ragsdale	\$5,000.00	Alumni Enrichment
8/18/2020	The Terry Foundation	\$536,050.00	Terry Foundation Scholarship
8/19/2020	Linda L. Macdonald	\$10,075.00	William K. and Linda L. Macdonald Scholarship in Broadcast Journalism; Alumni Enrichment
8/24/2020	Robert E. and Susan K. Estill	\$15,484.67	Junius Fishburne Estill Jr. Memorial Scholarship Endowment; Junius Fishburne Estill Jr. Memorial Endowed Scholarship
8/28/2020	CHI St. Luke's The Woodlands Hospital	\$20,000.00	St. Luke's The Woodlands Hospital Nursing Scholarship
8/31/2020	Houston Livestock Show and Rodeo	\$52,020.00	Friends of Agricultural Sciences
8/31/2020	Phillip M. Campbell	\$28,000.00	Kimberly Jo Campbell Graduate Fellowship in Special Education Endowment; Kimberly Jo Campbell Graduate Fellowship in Special Education Scholarship
9/9/2020	L. Gill and Sharon L. Edwards	\$7,500.00	Sharon L. and Lawrence G. Edwards Scholarship Endowment
9/17/2020	Steven L. and Lisa M. Parkhill	\$10,000.00	Smither Family Art Scholarship Endowment; Smither Family Art Endowed Scholarship
9/18/2020	The Joe & Janell Marek Revocable Trust	\$50,000.00	Janell Hawkins Marek College of Business Administration Scholarship Endowment
9/23/2020	Michael J. and Patricia A. Dilick	\$5,000.00	COBA Enrichment
9/24/2020	Lori A. Rose	\$9,556.82	Friends of Biology
9/28/2020	Bryan G. and Danielle Osterhaus	\$127,500.00	HTCF Athletic Construction Fund

TOTAL GIFTS**\$2,931,014.49**Explanations

An anonymous donor generously contributed \$51,000 to the Don A. Sanders Baseball Enrichment, and \$25,000 to the Baseball Sound Equipment Enrichment Endowment.

San Antonio Livestock Exposition, Inc. gave a grand total of \$13,500 for the San Antonio Livestock Exposition Scholarship Program for undergraduate students in Agriculture.

Dr. and Mrs. David S. Burris established the David S. and Darlene E. Burris Scholarship Endowment with a gift of \$25,000. Additionally, they gave \$4,200 for the David S. and Darlene E. Burris Endowed Scholarship, \$40 to the Computer Science Majors Endowment, and \$200 to the SHSU Food Pantry.

The estate of Dr. Ronald Johnson generously provided \$76,897.72 to the Houston Chapter-IAAP/Dr. Rita B. Huff and Dr. Ronald Johnson Scholarship Endowment. This scholarship provides financial aid to students majoring in general business administration or business education.

Ms. Joy A. Coalson added \$5,000 to the Coalson Family Scholarship in memory of Cynthia Joy Coalson.

Rodeo Austin gave \$10,000 to the Department of Agricultural Sciences.

The Estate of Patricia A. Daw contributed \$59,767.08 to the Kenneth and Patricia Daw Football Enrichment Endowment.

Mr. and Mrs. Charles L. Beckner generously provided \$1,000,000 for the capital campaign's athletic construction fund. In addition, they gave \$1,500 for membership in the President's Circle.

Mr. and Mrs. Edgar A. Reeves added \$25,000 to the Edgar A. and Carolyn L. Reeves Family Endowment, benefitting students majoring in agricultural sciences, as well as established the Edgar and Carolyn Reeves Osteopathic Medicine Scholarship Endowment with another gift of \$25,000. They also sponsored the Alumni Association's Distinguished Alumni Gala with a gift of \$4,000, and tailgating events with a gift of \$250.

Dr. Susan S. Lenamon and Mr. Benjamin R. Lenamon sponsored the Alumni Association's Distinguished Alumni Gala with a gift of \$5,000.

Koch Companies Community Fund gave \$5,000 to the Gibbs Ranch Agriculture Facilities.

Mr. Daniel T. Barnes donated \$11,600 to the Dr. Sam Barnes Kaplan Review Enrichment Fund in support of the Health Sciences program.

The GHS Foundation generously contributed \$640,000 to the Smith-Hutson College of Business Administration Scholarship program.

The 100 Club, Inc. added \$45,813.20 to the Hundred Club Tuition and Fees Scholarship Program. This program provides scholarship assistance to graduate and undergraduate students in criminal justice and law enforcement studies.

Sam Houston University Foundation provided \$5,000 to the College of Business Administration, \$5,000 to the NCAA Academic Advisor Account, \$220 to the James Dennis Bazan Memorial Endowment, and \$840 to the Bearkat Champions General Fund.

Mr. and Mrs. Kurt C. Keeler donated \$5,000 to the football program.

Ray Burgess P.L.L.C. also donated \$5,000 to the football program.

Mr. and Mrs. John R. Ragsdale sponsored the Alumni Association's Distinguished Alumni Gala with a gift of \$5,000.

The Terry Foundation generously added \$536,050 to the Terry Foundation Scholarship.

Mrs. Linda L. Macdonald established the William K. and Linda L. Macdonald Scholarship in Broadcast Journalism with a gift of \$10,000, with an additional gift of \$75 to the Alumni Association.

Mr. and Mrs. Robert E. Estill established the Junius Fishburne Estill Jr. Memorial Scholarship Endowment with a gift of \$12,484.67, in addition to \$3,000 for its accompanying scholarship.

CHI St. Luke's The Woodlands Hospital contributed \$20,000 to the St. Luke's The Woodlands Hospital Nursing Scholarship.

Houston Livestock Show and Rodeo generously provided \$52,020 to the Department of Agricultural Sciences.

Dr. Phillip M. Campbell established the Kimberly Jo Campbell Graduate Fellowship in Special Education Endowment with a gift of \$25,000, with an additional gift of \$3,000 for its accompanying scholarship.

Mr. and Mrs. L. Gill Edwards added \$7,500 to the Sharon L. and Lawrence G. Edwards Scholarship Endowment, benefitting students within the College of Business Administration.

Mr. and Mrs. Steven L. Parkhill gave \$9,000 to the Smither Family Art Scholarship Endowment and \$1,000 to its accompanying scholarship.

The Joe & Janell Marek Revocable Trust established the Janell Hawkins Marek College of Business Administration Scholarship Endowment with a gift of \$50,000.

Mr. and Mrs. Michael J. Dilick III donated \$5,000 to the College of Business Administration.

Ms. Lori A. Rose contributed \$9,556.82 to the Department of Biology.

Mr. and Mrs. Bryan G. Osterhaus generously provided a total of \$127,500 for the capital campaign's athletic construction fund.

Sul Ross State University

DATE	DONOR	AMOUNT	BENEFICIARY(IES)
7/6/2020	Mr. Allen Smith	\$5,000.00	BRI Stewardship Program
7/14/2020	Humanities Texas	\$5,000.00	Museum of the Big Bend Advantage Fund
7/21/2020	Stanolind Production LLC	\$11,967.39	Madden & Gladys Read Memorial Scholarship Endowment
7/30/2020	Union Pacific Foundation	\$5,000.00	SRSU Relief Fund
8/13/2020	Permian Basin Area Foundation	\$75,000.00	BRI Energy Development PBAF
8/28/2020	Anonymous	\$5,000.00	MOBB Operations Campaign
9/14/2020	Anonymous	\$5,000.00	Rex Wilson Choral Endowment
9/14/2020	Consulado de Mexico	\$8,000.00	Del Rio IME Becas Fellowship Program
9/30/2020	Big Bend Ranch Rodeo	\$18,000.00	Rodeo Team Excellence Fund

Sul Ross State University Foundation

DATE	DONOR	AMOUNT	BENEFICIARY(IES)
9/16/2020	Mr. Ben Foster	\$100,000.00	MOBB Museum Complex
9/23/2020	James A. "Buddy" Davidson Foundation	\$150,000.00	BRI James A. "Buddy" Davidson Fund

Friends of the Center for Big Bend Studies

DATE	DONOR	AMOUNT	BENEFICIARY(IES)
7/15/2020	Ms. Anne Calaway	\$10,000.00	Center for Big Bend Studies
9/16/2020	Cynthia & George Mitchell Foundation	\$15,000.00	Center for Big Bend Studies

EXPLANATION

Sul Ross State University:

Mr. and Mrs. Allen Smith of Austin, TX donation \$5,000 to the Borderlands Research Institute Stewardship Program. The Borderlands Research Institute provides leadership in science based land stewardship. This donation helps to strengthen the Borderlands programs by funding innovative research, collaboration and experiential learning opportunities at Sul Ross.

Humanities Texas of Austin, TX donated \$5,000 to the Museum of the Big Bend's Museum Advantage Fund. This fund supports educational and preservation programs for the Museum of the Big Bend.

Stanolind Production LLC of Midland, TX donated \$11,967.39 to the Madden & Gladys Read Memorial Scholarship Endowment.

Union Pacific Foundation of Omaha, NE donated \$5,000 to the SRSU Relief Fund. This fund was created to help with Covid-19 relief efforts on campus.

The Permian Basin Area Foundation of Midland, TX donated \$75,000 to the BRI Energy Development Permian Basin Area Foundation Fund.

An Anonymous donor donated \$5,000 to the Museum of the Big Bend's Operations Campaign.

An Anonymous donor of Alpine, TX donated \$5,000 to the Rex Wilson Choral Endowment.

The Consulado de Mexcio of Del Rio, TX donated \$8,000 to the Del Rio IME Becas Fellowship Program.

The Big Bend Ranch Rodeo of Alpine, TX donated \$18,000 to the Rodeo Team Excellence Fund. This fund provides scholarships, travel opportunities, and other funding needs to Rodeo participants.

Sul Ross State University Foundation:

Mr. Ben Foster of San Antonio, TX donated \$100,000 to the SRSU Foundation for the Museum of the Big Bend Complex Fund.

The James A. "Buddy" Davidson Foundation of Midland, TX donated \$150,000 to the SRSU Foundation for the BRI James A. "Buddy" Davidson Fund.

Friends of the Center for Big Bend Studies:

Ms. Anne Calaway of Alpine, TX donated \$10,000 to the Center for Big Bend Studies. These funds support the Trans Pecos Archaeological Program and other programs of

the Center for Big Bend Studies aimed at recovering and preserving significant data in archaeological and historical resources in the Trans Pecos and Big Bend areas.

The Cynthia and George Mitchell Foundation of The Woodlands, TX donated \$15,000 to the Center for Big Bend Studies. These funds support the Trans Pecos Archaeological Program and other programs of the Center for Big Bend Studies aimed at recovering and preserving significant data in archaeological and historical resources in the Trans Pecos and Big Bend areas.

Total Donations: \$478,378.37

Texas State University

The following gifts of \$5,000 or more were made payable to Texas State University.

<u>Date(s) of Gift</u>	<u>Gift Amount</u>	<u>Beneficiary(ies)</u>
6/9/2020	\$12,500	Division of Information Technology—The Wittliff Collections Festival
6/10/2020	\$10,000	College of Fine Arts and Communication—Spencer Lockett Music Scholarship
6/11/2020	\$30,000	Office of the Provost and Vice President of Academic Affairs—The Meadows Center for Water and the Environment
6/16/2020	\$10,000	Division of Information Technology—Buck Winn Mural Restoration Project
6/18/2020	\$10,000	Department of Athletics—Bobcat Club Outright Gifts
6/23/2020	\$135,000	Office of the Provost and Vice President of Academic Affairs—Lone Star College Kingwood Transfer Scholarship
6/24/2020	\$110,000	College of Health Professions—St. David's Foundation Scholarship
6/24/2020	\$200,000	Division of Information Technology—Albert B. Alkek Library's Renovation
6/30/2020	\$45,000	Office of the Provost and Vice President of Academic Affairs—Bobcats to Bobcats Scholarship, University Federal Credit Union Scholars; Archie and Elizabeth Culpepper Scholarship, and Kaitlynn and Benjamin Culpepper Scholarship
6/30/2020	\$5,000	Division of Information Technology—Buck Winn Mural Restoration Project
7/1/2020	\$6,000	Department of Athletics—Athletic Club Seat Donations, Bobcat Club Annual Fund, and Bobcat Club Seat Obligation
7/1/2020	\$8,000	Department of Athletics—Athletic Club Seat Donations and Bobcat Club Seat Obligation
7/2/2020	\$10,000	College of Science and Engineering—Concrete Industry Management Program
7/2/2020	\$15,000	College of Health Professions—Physical Therapy Excellence Fund

7/7/2020	\$10,000	Division of Information Technology—Buck Winn Mural Restoration Project
7/7/2020	\$5,500	McCoy College of Business Administration—Professional Selling Corporate Partners Program
7/14/2020	\$45,000	College of Liberal Arts—Katherine A. Porter Operating Fund
7/20/2020	\$100,000	Office of the Provost and Vice President of Academic Affairs—Bobcats to Bobcats Scholarship
7/21/2020	\$130,000	College of Health Professions—Long-Term Care Administration Program
7/22/2020	\$7,000	Department of Athletics—Athletic Club Seat Donations and Bobcat Club Seat Obligation
7/22/2020	\$88,746.24	Office of the Provost and Vice President of Academic Affairs—The Meadows Center for Water and the Environment
7/23/2020	\$12,000	College of Liberal Arts—Public History Program
7/27/2020	\$10,000	College of Fine Arts and Communication—Patrick Webb Price Award
7/30/2020	\$10,000	College of Liberal Arts—The Gilbert M. Grosvenor Center for Geographic Education
TOTAL:	<u>\$1,024,746.24</u>	

The following Gifts-in-Kind valued at \$5,000 or more were made to Texas State University.

<u>Date(s) of Gift</u>	<u>Gift Amount</u>	<u>Beneficiary(ies)</u>
6/16/2020	\$15,000	College of Fine Arts and Communication—School of Music
6/26/2020	\$70,615.04	Division of Information Technology—The Wittliff Collections
TOTAL:	<u>\$85,615.04</u>	

The following gifts of \$5,000 or more were made payable to the Texas State University Development Foundation.

<u>Date(s) of Gift</u>	<u>Gift Amount</u>	<u>Beneficiary(ies)</u>
6/3/2020	\$12,500	Department of Athletics—Wayne and Deborah Tiemann Endowed Scholarship
6/16/2020	\$5,000	College of Applied Arts—Leslie Fossler Endowed Scholarship
6/16/2020	\$25,000	College of Science and Engineering—George M. Towns Chemistry Research Program Endowment
6/26/2020	\$5,000	College of Fine Arts and Communication—Shirley Knight Memorial Fund
6/30/2020	\$10,000	Department of Athletics—Rundberg Family Endowed Scholarship
7/6/2020	\$8,000	College of Liberal Arts—William P. Hobby Center for Public Service
7/14/2020	\$26,000	College of Science and Engineering—Brian Wong Endowed Civil Engineering Scholarship and Brian Wong Endowed Electrical Engineering Scholarship
7/14/2020	\$30,000	College of Education—Roger A. Brasfield Endowed Scholarship
7/21/2020	\$32,500	Office of the Provost and Vice President of Academic Affairs—Access for All at The Meadows Center for Water and the Environment
7/23/2020	\$10,000	Division of University Advancement—William and Loma Hobson Endowed Scholarship
7/23/2020	\$7,250	Department of Athletics—Brad and Jill Westmoreland Family Endowed Scholarship
7/28/2020	\$25,000	College of Fine Arts and Communication—Rosaura Garcia Gonzales '52 Endowed Scholarship
7/31/2020	\$250,000	College of Science and Engineering—Houston Toad Research Fund
TOTAL:	<u>\$446,250.00</u>	

The following gifts of \$5,000 or more were made payable to the Emmett and Miriam McCoy College of Business Administration Development Foundation. These gifts benefit scholarships, programs, or initiatives at the McCoy College of Business Administration at Texas State University.

<u>Date(s) of Gift</u>	<u>Gift Amount</u>	<u>Beneficiary(ies)</u>
6/26/2020	\$5,000	McCoy College of Business Administration— Denise T. Smart Marketing Suite
7/9/2020	\$50,000	McCoy College of Business Administration— Denise T. Smart Marketing Suite
TOTAL:	<u>\$55,000.00</u>	

Explanation

The following gifts of \$5,000 or more were made to Texas State University.

- An individual in Austin, Texas, donated \$12,500 to The Wittliff Collections Festival account in the Division of Information Technology.
- An individual in San Marcos, Texas, donated \$10,000 to the Spencer Lockett Music Scholarship account in the College of Fine Arts and Communication.
- A corporation in Dallas, Texas, donated \$30,000 to The Meadows Center for Water and the Environment account in the Office of the Provost and Vice President of Academic Affairs.
- An alumna and spouse in Houston, Texas, donated \$10,000 to the Buck Winn Mural Restoration Project account in the Division of Information Technology.
- An alumna and spouse in Houston, Texas, donated \$10,000 to the Bobcat Club Outright Gifts account in the Department of Athletics.
- An anonymous couple donated \$135,000 to the Lone Star College Kingwood Transfer Scholarship account in the Office of the Provost and Vice President of Academic Affairs.
- A foundation in Austin, Texas, donated \$110,000 to the St. David's Foundation Scholarship account in the College of Health Professions.
- A foundation in Houston, Texas, donated \$200,000 to the Albert B. Alkek Library's Renovation account in the Division of Information Technology.

- A corporation in Austin, Texas, donated \$45,000 to the Bobcats to Bobcats Scholarship account, the University Federal Credit Union Scholars account, the Archie and Elizabeth Culpepper Scholarship account, and the Kaitlynn and Benjamin Culpepper Scholarship account in the Office of the Provost and Vice President of Academic Affairs.
- An individual in Austin, Texas, donated \$5,000 to the Buck Winn Mural Restoration Project account in the Division of Information Technology.
- An alumnus and spouse in Cedar Creek, Texas, donated \$6,000 to the Athletic Club Seat Donations account, the Bobcat Club Annual Fund account, and the Bobcat Club Seat Obligations account in the Department of Athletics.
- An individual in San Antonio, Texas, donated \$8,000 to the Athletic Club Seat Donations account and the Bobcat Club Seat Obligations account in the Department of Athletics. [Final pledge payments on a \$6,000 gift and a \$2,000 gift] (The Honorable Charles E. Amato; Suite 600; 9311 San Pedro Avenue; San Antonio, TX 78216-4459)
- A foundation in Round Rock, Texas, donated \$10,000 to the Concrete Industry Management Program account in the College of Science and Engineering.
- An organization in Indianapolis, Indiana, donated \$15,000 to the Physical Therapy Excellence Fund account in the College of Health Professions.
- A foundation in Dallas, Texas, donated \$10,000 to the Buck Winn Mural Restoration Project account in the Division of Information Technology.
- A foundation in Saint Louis, Missouri, donated \$5,500 to the Professional Selling Corporate Partners Program account in the McCoy College of Business Administration.
- A foundation in Buda, Texas, donated \$45,000 to the Katherine A. Porter Operating Fund account in the College of Liberal Arts.
- A corporation in El Paso, Texas, donated \$100,000 to the Bobcats to Bobcats Scholarship account in the Office of the Provost and Vice President of Academic Affairs.
- A foundation in Dallas, Texas, donated \$130,000 to the Long-Term Care Administration Program account in the College of Health Professions.
- An alumna and spouse in Austin, Texas, donated \$7,000 to the Athletic Club Seat Donations account and the Bobcat Club Seat Obligation account in the Department of Athletics.
- A foundation in Washington, D. C., donated \$88,746.24 to The Meadows Center for Water and the Environment account in the Office of the Provost and Vice President of Academic Affairs.
- An individual in Austin, Texas, donated \$12,000 to the Public History Program account in the College of Liberal Arts.
- An alumnus in San Marcos, Texas, donated \$10,000 to the Patrick Webb Price Award account in the College of Fine Arts and Communication.

- An alumni couple in San Antonio, Texas, donated \$10,000 to The Gilbert M. Grosvenor Center for Geographic Education account in the College of Liberal Arts.

The following Gifts-In-Kind valued at \$5,000 or more were made to Texas State University.

- An estate gift from an individual in Lockhart, Texas, donated a black Baldwin piano rebuilt from 1929 along with the wooden bench worth \$15,000 to the School of Music account in the College of Fine Arts and Communication.
- An individual in San Antonio, Texas, donated a Mexican postcard collection, photographs by Atlee B. Ayers, and original letters worth \$70,615.04 to The Wittliff Collections account in the Division of Information Technology.

The following gifts of \$5,000 or more were made payable to the Texas State University Development Foundation. These gifts benefit scholarships, programs, or initiatives at Texas State University.

- A couple in Falls City, Texas, donated \$12,500 to the Wayne and Deborah Tiemann Endowed Scholarship account in the Department of Athletics.
- An alumna in Austin, Texas, donated \$5,000 to the Leslie Fossler Endowed Scholarship account in the College of Applied Arts.
- An estate gift from an individual in San Marcos, Texas, donated \$25,000 to the George M. Towns Chemistry Research Program Endowment account in College of Science and Engineering.
- An individual in Indianapolis, Indiana, donated \$5,000 to the Shirley Knight Memorial Fund account in the College of Fine Arts and Communication.
- An alumnus and spouse in New Braunfels, Texas, donated \$10,000 to the Rundberg Family Endowed Scholarship account in the Department of Athletics.
- A couple in Austin, Texas, donated \$8,000 to the William P. Hobby Center for Public Service account in the College of Liberal Arts.
- An alumnus in Hong Kong, Peoples Republic of China, donated \$26,000 to the Brian Wong Endowed Civil Engineering Scholarship account and the Brian Wong Endowed Electrical Engineering Scholarship account in the College of Science and Engineering.
- An individual in San Marcos, Texas, donated \$30,000 to the Roger A. Brasfield Endowed Scholarship account in the College of Education.
- A corporation in San Antonio, Texas, donated \$32,500 to the Access for All at The Meadows Center for Water and the Environment account in the Office of the Provost and Vice President of Academic Affairs.

- An alumni couple in Cat Spring, Texas, donated \$10,000 to the William and Loma Hobson Endowed Scholarship account in the Division of University Advancement.
- An alumni couple in Bay City, Texas, donated \$7,250 to the Brad and Jill Westmoreland Family Endowed Scholarship account in the Department of Athletics.
- An alumna and spouse in San Angelo, Texas, donated \$25,000 to the Rosaura Garcia Gonzales '52 Endowed Scholarship account in the College of Fine Arts and Communication.
- A corporation in Houston, Texas, donated \$250,000 to the Houston Toad Research Fund account in the College of Science and Engineering.

The following gifts of \$5,000 or more were made payable to the Emmett and Miriam McCoy College of Business Administration Development Foundation. These gifts benefit scholarships, programs, or initiatives at the McCoy College of Business Administration at Texas State University.

- A corporation in Houston, Texas, donated \$5,000 to the Denise T. Smart Marketing Suite account in the McCoy College of Business Administration.
- A couple in San Marcos, Texas, donated \$50,000 to the Denise T. Smart Marketing Suite account in the McCoy College of Business Administration.

**LAMAR INSTITUTE OF TECHNOLOGY
ACKNOWLEDGEMENT OF GIFTS AT LEAST \$5,000**

DATE	DONOR	AMOUNT	BENEFICIARY(IES)
06/04/2020	Frontstream-Entergy Matching Schott Family Scholarship	\$ 5,760.00	Development
07/02/2020	BISD/Air Products	\$ 10,000.00	Development
07/24/2020	American Welding Society Foundation	\$ 5,000.00	Development
08/10/2020	International Scholarship & Tuition Services, Inc.-Motiva Employee/Retiree Dependent Scholarship Program	\$ 20,000.00	Development
08/10/2020	Alabama Coushatta Tribe of Texas	\$ 8,612.00	Development
08/11/2020	Kountze ISD	\$ 6,500.00	Development
08/18/2020	Donald T. Boumans Foundation	\$ 20,000.00	Foundation
09/03/2020	Houston Livestock Show & Rodeo	\$ 61,000.00	Development
09/03/2020	SkillsUSA, Inc.	\$ 5,000.00	Development
09/17/2020	GHS Foundation-Smith-Hutson Scholarship	\$ 90,000.00	Development
09/23/2020	LIT Foundation	\$ 153,610.00	Development
09/24/2020	Foundation of Southeast Texas/Golden Pass LNG	\$ 5,925.00	Development
09/29/2020	ExxonMobil Corporation	\$ 30,000.00	Development
09/29/2020	Sabine Neches Chiefs' Association	\$ 10,000.00	Foundation
TOTAL:		\$ 431,407.00	

This total represents a 38.28% increase from the November 2019 gift report.

EXPLANATIONS

\$5,760 was received on June 4, 2020, from Frontstream, Entergy's Matching Funds Program, for a donation made by Karen Radosevich and M. James Schott, Jr. to start the Schott Family Scholarship in December 2019, for LIT students in the utility line program.

\$10,000 was received on July 2, 2020, from Beaumont Independent School District to establish the Beaumont Early College High School Air Products Chemicals, Inc. Scholarship Program. The program will provide scholarships to graduates of Beaumont Early College High School attending LIT to complete their instrumentation or process operating degree the summer following their high school graduation.

\$5,000 was received in July and August 2020, from the American Welding Society Foundation, which provides scholarships to four (4) LIT welding students for the Fall 2020 semester.

\$20,000 was received in August and September 2020, from International Scholarship and Tuition Services, Inc. for a Motiva External Scholarship Program, which provides scholarships to eight (8) LIT students for the Fall 2020 semester.

\$8,612 was received in July and August 2020, from Alabama-Coushatta Tribe for scholarships for the benefit of three (3) LIT students for the Fall 2020 semester.

\$6,500 was received in July and August 2020, from Kountze ISD for scholarships for the benefit of four (4) LIT students for the Fall 2020 semester.

\$20,000 was received on August 18, 2020, from the Donald T. Boumans Foundation for the Donald T. Boumans Scholarship Endowment for scholarships benefiting instrumentation and occupational safety and health programs.

\$61,000 was received on September 2, 2020, from the Houston Livestock Show and Rodeo for the benefit of nine (9) scholarship recipients enrolled in advanced engine, diesel equipment, HVAC, industrial mechanics, truck driving, and utility line technology for the Fall 2020 semester.

\$5,000 was received in September and October 2020, from the SkillsUSA, Inc., which provides scholarships to one (1) LIT HVAC student for the Fall 2020 semester.

\$90,000.00 was received on September 17, 2020, from GHS Foundation (Gerald H. Smith Foundation) for the Smith-Hutson Scholarship Program. The funds benefitted thirty (30) scholars enrolled in advanced engine, biological science, business, dental hygiene, cyber security, child care and development, computer drafting, computer network, diagnostic sonography, general education, health information, instrumentation, management development, process operating, radiology, respiratory care, sonography, and welding for the Fall 2020 semester.

\$153,610 was received on September 23, 2020, from the LIT Foundation to assist students in paying their tuition through the LIT Cares initiative. Three hundred and thirteen (313) students benefited from the funds.

\$5,925 was received on September 24, 2020, from the Foundation of Southeast Texas for the Golden Pass Products Scholarship Fund for the benefit of three (3) scholars enrolled in the process operating program.

\$30,000 was received on September 29, 2020 from ExxonMobil Corporation for the benefit of Beaumont ISD dual enrollment scholarships for students enrolled in process operating, instrumentation, and computer networking and troubleshooting courses for Fall 2020 and Spring 2021.

\$10,000 was received on September 29, 2020, from the Sabine Neches Chiefs' Association for the benefit of the 2020 LIT Salute to the Real American Heroes event and its endowment which provides scholarships for police, fire, emergency medical services, criminal justice and homeland security programs.



Lamar State College — Orange —

Gift & Donations

DATE	DONOR	AMOUNT	BENEFICIARY(IES)
8/13/20	Donald T. Boumans Foundation	\$10,000.00	Lamar State College Orange Scholarship Fund

EXPLANATION

The following gifts of \$5,000.00 or more were made payable to Lamar State College Orange:

- Scholarship donation from the Donald T. Bowmans Foundation in the amount of \$10,000.00.

APPENDIX – ACADEMIC AND HEALTH AFFAIRS



LAMAR INSTITUTE **OF** TECHNOLOGY

Strategic Plan 2020-2025

A Shared **Vision** Growth and Excellence

- College Stakeholders
- Community Members
- Business and Industry
- TSUS (Vision 2020)
- THECB (60x30TX Plan)

Vision Letter

President's Letter

From the Office of the President



Dr. Lonnie L. Howard

November 19, 2020

Dear LIT Family and Friends of the College,

The Lamar Institute of Technology (LIT) **Strategic Plan 2020-2025** is concise and straightforward. However, this plan has been years in the making and is based on research. It combines the expectations of our internal and external stakeholders into **A Shared Vision**. After my 2016 presidential installation, we began collecting data utilizing focus groups, surveys, billboards, and social media. I also conducted one-on-one interviews with community members, elected officials, educators, and business/industry leaders. The central question asked of [all] stakeholders was, “*What should LIT focus on for the future?*” Most said, ‘**growth and excellence.**’


Growth and excellence are the drivers of this strategic plan which align with TSUS Vision 2020, THECB 60x30TX Plan, and my bold prediction of 10-in-10. In just ten years (2016-2026), I can see LIT enrolling **10,000 students** (credit and noncredit), expanding online technical programs, and establishing small campuses across the entire state. Regarding excellence, LIT will be known for its innovation, premiere workforce training, and high-quality faculty and staff. Students will earn their degrees *faster and cheaper* by receiving college credit for their life experiences. As alumni, they will return to serve in many valuable roles at the institution.

As the college has grown from 6,946 students (2016) to 8,129 students (2019) and continues to grow, we believe that the goals listed below will aid in economic revitalization and help ensure that future generations have a clear pathway to the American Dream.

Strategic Goals

1. Increase Student Access, Success, and Reduce Debt.
2. Be more Responsive to the Community and Industry.
3. Promote Institutional Excellence.

This LIT Strategic Plan 2020-2025 represents our mission (*what we're about*), vision (*where we're going*), and roadmap (*how we're going to get there*).

Most respectfully,

Lonnie L. Howard

P.O. Box 10043 Beaumont, Texas 77710 (409) 880-8596
MEMBER THE TEXAS STATE UNIVERSITY SYSTEM™

llhoward@lit.edu

Mission Statement

Our mission is to provide innovative teaching and learning for tomorrow's workforce.

Core Values

Community

We cultivate partnerships that develop solutions to community challenges, which are important for economic vitality and quality of life.

Excellence

We strive for excellence in instruction and service by upholding high academic and professional standards, providing a quality educational environment, and continuously seeking improvement in all aspects of our work.

Innovation

We pursue excellence in teaching and learning through encouragement and support of creativity, experimentation, imagination, originality, entrepreneurial spirit, and visionary leadership.

Integrity

We strive to demonstrate high standards of ethical conduct and celebrate honesty, openness, and trust.

Civility

We are committed to diversity, inclusion, and respect the opinions and perspectives of others, even if they differ from our own. At LIT, everyone is welcome.



Three Strategic Goals

Goal 1

Increase Student Access, Success, and Reduce Debt

We will eliminate enrollment barriers, create a positive *culture* that encourages educational attainment, and control student costs.

Goal 2

Be more Responsive to the Community and Industry

While the 'LIT brand' expands statewide, we will remain a *neighborhood college*, bridging the gap between community revitalization and future workforce development.

Goal 3

Promote Institutional Excellence

LIT employees will be '*active partners*' in meaningful training and innovation that leads to institutional excellence.

TSUS Board of Regents Quarterly Meeting
December 7, 2020 (Postponed from Nov. 19, 2020)



Implementing the Goals

Goal 1 Increase Student Access, Success, and Reduce Debt

Create a Statewide Footprint:

- Develop career and technical programs that are completely online.
- Support the Lamar Link transfer initiative with Lamar University.
- Expand rural K12/ISD, higher education, and Texas agency partnerships.

Design Practices that Adult Learners Want:

- Get students into the job market quicker with competency-based education, internships, and apprenticeships.
- Create more weekend and 8-week classes.
- Provide students with childcare assistance.

Create a Culture of Student Success:

- Ensure LIT is a welcoming place that promotes student learning.
- Remain ranked as one of the “*Best Places to Work*” in Southeast Texas.
- Provide wrap-around services that will improve completion and graduation rates.
- Create a ‘1st Year College Experience’ for all students and a Minority Male initiative.
- Ensure the ratio of African-American and Hispanic faculty mirrors the student body.

Continue Our Efficient Business Model:

- Ensure data drives college decisions.
- Evaluate space utilization and class sizes.
- Continue shared services with Lamar University, Sam Houston State University, and Lamar State College Port Arthur. Develop agreements with other TSUS components.
- Budget for annual employee merit raises.
- Increase auxiliary revenue, annual giving, and college development.



Implementing the Goals

Goal 2

Be more Responsive to the Community and Industry

Remain a Neighborhood College:

- Be a hub for the community (civic events, meetings, and emergencies).
- Encourage faculty to have students complete service-learning projects to aid in helping the community.

Upskilling South Park:

- Job Creation: develop a multifaceted campaign called “Upskilling South Park.”
- Build a coalition of elected officials, civic leaders, educators, and business people to prioritize hiring from South Park.
- Solicit donations, gifts, and grants to offer free or reduced training.
- Identify distressed properties and partner with the city to revitalize the community.

Develop a Talent Pipeline:

- Faculty and staff will visit middle schools to help change children’s perception of career and technical education.
- Develop a forward-thinking enrollment management plan.

Responding to Business:

- Collaborate with Workforce Solutions, the Golden Triangle Business Roundtable, and other entities to forecast industry needs.
- With the creation of the new LIT Corporate College, provide industry with workforce solutions 24/7 (on site or at the college).
- Rather than in years or months, provide ‘education in weeks.’



Implementing the Goals

Goal 3

Promote Institutional Excellence

Make Training Meaningful:

- Encourage employees to be active partners in training and survey them to determine what they actually need.
- Continue to host the Association of College and University Educators (ACUE).
- Provide classroom training for K12/ISD dual credit teachers.
- Provide more staff-to-staff customer service, retention, and recruitment training.
- Host more faculty-to-faculty led recruitment and retention training.
- Create tabletop active shooter training and online sessions that employees can use more frequently.

Promote Excellence:

- Utilize predictive analytics to help students who are at-risk of not completing.
- Use more effective data practices to evaluate employee accountability.
- Expand the notion of the “LIT Family” and our culture of caring.
- Encourage employees to utilize college sponsored educational benefits.
- Recognize the different facets of diversity.

Increase Innovation:

- Innovation Awards: incentivize employees' innovative ideas that bring about significant college value.
- Encourage all employees to stay current on educational trends.
- Seek industry-related faculty-externships.
- Promote cross-collaboration and team-teaching among different disciplines.



Measuring the Strategic Plan

Monitoring and Revising

We are proud that the LIT Strategic Plan 2020-2025 performance expectations are ambitious and that the bar is set high. In some cases, our metrics might exceed those of TSUS Vision 2020 and THECB 60x30TX Plan. The three goals of this plan are designed to work in concert with other institutional planning documents (i.e., college master plan, chancellor's report, IT plan, program review plan, enrollment management plan, etc.).

While this is a 5-year strategic plan, it will be continuously monitored because LIT's operating environment, as well as the higher educational landscape, is ever-evolving. From an institutional perspective, these three goals will be measured at the divisional, departmental, and program level on an annual basis. Given that the strategic plan's core principles are 'growth and excellence', we have a fundamental obligation that must be demonstrated to our internal and external stakeholders.

From an individual perspective, maximum employee effort is vital to achieving the targets associated with this strategic plan. Given this, supervisors must conduct [both] mid-year assessments and annual personnel performance evaluations. Measurable key performance indicators (KPIs) will be developed for each employee and their productivity incentivized (if the budget allows) by way of a one-time pay or merit raises.

It is the responsibility of LIT's Department of Institutional Effectiveness (IE) to keep administrators, faculty, and staff informed. The Department of IE will use current data to track on-time individual and institutional KPI attainment. If goals, targets, or expectations need to be adjusted, we have a formal process. Any major change recommendations must go through the college's shared governance structure, be approved by the president, and then reviewed by TSUS.



One-on-One Interviews and the Steering Committee

One-on-One Interviews

External Stakeholders


Mayor Becky Ames (City of Beaumont)
Mayor Larry Spears (City of Orange/LIT Alumni)
Mayor Pro Tem Harold Doucet (City of Port Arthur/LIT Donor)
President Ken Evans (Lamar University)
Former Board Manager Angela Bransford (BISD)
Dennis Isaacs (Business)
Glen Edgerly (Industry)
Tim Sudela (Industry/LIT Alumni/LIT Foundation)
Jerry Nathan (Community Member)
Vernon Durden (Community Member/LIT Donor)
South Park Neighborhood Association

LIT Steering Committee

Internal Stakeholders

President Lonnie L. Howard
Dr. Kerry K. Mix
Bonnie Albright
Dr. Melissa Armentor
David Mosley
Dr. Angela Hill
Dr. Miranda Phillips
Alfred Griswold
Patrick Calhoun
Dr. Mary Sizemore
Kenneth Mason
James Welch
Tiffany Williams-Parker
Lauri Arnold-Calder
Stephen Hudnall
Samuel Dockens
Amanda Clayton
Christopher Elliott
Linda Kornis
Christine Marsh
Jason Woodall
Naamah Baaheth (SGA)





LAMAR INSTITUTE
OF TECHNOLOGY

**GET A DEGREE
THAT WORKS.**

LIT.EDU/GO

Texas State University System Certified Enrollment Report
Summer 2020

Table 1. THECB Reportable Enrollment Data: Summary

		2019	2020	1-Yr Change
Lamar	Headcount	8,326	9,513	14%
	Flex-Entry	2,138	2,843	-
	SCH	72,196	85,902	19%
	FTSE	7,230	8,663	20%
Sam Houston	Headcount	8,413	8,687	3%
	Flex-Entry	50	168	-
	SCH	55,219	58,308	6%
	FTSE	4,942	5,228	6%
Sul Ross-Total	Headcount	1,250	1,109	-11%
	Flex-Entry	-	-	-
	SCH	8,142	7,357	-10%
	FTSE	747	666	-11%
<i>Sul Ross-Alpine</i>	<i>Headcount</i>	<i>781</i>	<i>641</i>	<i>-18%</i>
	<i>Flex-Entry</i>	<i>-</i>	<i>-</i>	<i>-</i>
	<i>SCH</i>	<i>4,875</i>	<i>4,006</i>	<i>-18%</i>
	<i>FTSE</i>	<i>465</i>	<i>376</i>	<i>-19%</i>
<i>Sul Ross-Rio Grande</i>	<i>Headcount</i>	<i>469</i>	<i>468</i>	<i>0%</i>
	<i>Flex-Entry</i>	<i>-</i>	<i>-</i>	<i>-</i>
	<i>SCH</i>	<i>3,267</i>	<i>3,351</i>	<i>3%</i>
	<i>FTSE</i>	<i>282</i>	<i>290</i>	<i>3%</i>
Texas State	Headcount	12,850	14,132	10%
	Flex-Entry	-	-	-
	SCH	79,178	87,316	10%
	FTSE	6,941	7,628	10%
LIT	Headcount	823	1,282	56%
	Flex-Entry	2	52	-
	SCH	4,404	6,988	59%
	FTSE	367	582	59%
	Contact	109,136	151,712	39%
LSC-O	Headcount	718	1,323	84%
	Flex-Entry	-	-	-
	SCH	4,829	8,972	86%
	FTSE	402	748	86%
	Contact	141,936	211,536	49%
LSC-PA	Headcount	862	1,194	39%
	Flex-Entry	14	112	-
	SCH	6,009	9,090	51%
	FTSE	501	758	51%
	Contact	164,096	214,032	30%
Total	Headcount	33,242	37,240	12%
	Flex-Entry	2,204	3,175	-
	SCH	229,977	263,933	15%
	FTSE	21,130	24,272	15%
	Contact	415,168	577,280	39%

Note: Table compares current year certified data to prior year certified data. The THECB is piloting changes to the reporting of flex entry courses, year-to-year decreases/increases in those data do not necessarily indicate a decrease/increase in enrollment.

Source: THECB Accountability System and TSUS Official Enrollment Reports.

Texas State University System Certified Enrollment Report
Summer 2020

Table 2. THECB Reportable Enrollment Data: Detail

TSUS Component		Undergrad	Master's	Doctoral- Research	Doctoral- Professional	Post-Bach	Total
Lamar	Headcount	3,483	5,034	285	31	680	9,513
	Flex-Entry	1,501	1,029	20	-	293	2,843
	SCH	35,585	48,212	1,919	186	-	85,902
	FTSE	2,965	5,357	320	21	-	8,663
Sam Houston	Headcount	6,773	1,519	295	-	100	8,687
	Flex-Entry	128	39	-	-	1	168
	SCH	47,782	9,143	1,383	-	-	58,308
	FTSE	3,982	1,016	231	-	-	5,228
Sul Ross-Total	Headcount	765	310	-	-	34	1,109
	Flex-Entry	-	-	-	-	-	-
	SCH	5,469	1,888	-	-	-	7,357
	FTSE	456	210	-	-	-	666
<i>Sul Ross-Alpine</i>	<i>Headcount</i>	<i>370</i>	<i>247</i>	<i>-</i>	<i>-</i>	<i>24</i>	<i>641</i>
	<i>Flex-Entry</i>	<i>-</i>	<i>-</i>	<i>-</i>	<i>-</i>	<i>-</i>	<i>-</i>
	<i>SCH</i>	<i>2,496</i>	<i>1,510</i>	<i>-</i>	<i>-</i>	<i>-</i>	<i>4,006</i>
	<i>FTSE</i>	<i>208</i>	<i>168</i>	<i>-</i>	<i>-</i>	<i>-</i>	<i>376</i>
<i>Sul Ross-Rio Grande</i>	<i>Headcount</i>	<i>395</i>	<i>63</i>	<i>-</i>	<i>-</i>	<i>10</i>	<i>468</i>
	<i>Flex-Entry</i>	<i>-</i>	<i>-</i>	<i>-</i>	<i>-</i>	<i>-</i>	<i>-</i>
	<i>SCH</i>	<i>2,973</i>	<i>378</i>	<i>-</i>	<i>-</i>	<i>-</i>	<i>3,351</i>
	<i>FTSE</i>	<i>248</i>	<i>42</i>	<i>-</i>	<i>-</i>	<i>-</i>	<i>290</i>
Texas State	Headcount	11,923	1,630	188	124	267	14,132
	Flex-Entry	-	-	-	-	-	-
	SCH	75,933	9,568	631	1,184	-	87,316
	FTSE	6,328	1,063	105	132	-	7,628
LIT	Headcount	1,282	-	-	-	-	1,282
	Flex-Entry	52	-	-	-	-	52
	SCH	6,988	-	-	-	-	6,988
	FTSE	582	-	-	-	-	582
	Contact	151,712	-	-	-	-	151,712
LSC-O	Headcount	1,323	-	-	-	-	1,323
	Flex-Entry	-	-	-	-	-	-
	SCH	8,972	-	-	-	-	8,972
	FTSE	748	-	-	-	-	747.67
	Contact	211,536	-	-	-	-	211,536
LSC-PA	Headcount	1,194	-	-	-	-	1,194
	Flex-Entry	112	-	-	-	-	112
	SCH	9,090	-	-	-	-	9,090
	FTSE	758	-	-	-	-	758
	Contact	214,032	-	-	-	-	214,032
Total	Headcount	26,743	8,493	768	155	1,081	37,240
	Flex-Entry	1,793	1,068	20	-	294	3,175
	SCH	189,819	68,811	3,933	1,370	-	263,933
	FTSE	15,818	7,646	656	152	-	24,272
	Contact	577,280	-	-	-	-	577,280

Source: TSUS Official Enrollment Reports.

Texas State University System Certified Enrollment Report
Summer 2020

Table 3. THECB Reportable Continuing Education Enrollment Data: Summary

TSUS Component		Quarter II			Quarter III & IV		
		2019	2020	1-Yr Change	2019	2020	1-Yr Change
LIT	Headcount	1,426	1,100	-23%	2,733	797	-71%
	FTSE	246	176	-28%	476	226	-53%
	Contact	73,761	52,880	-28%	142,896	67,863	-53%
LSC-O	Headcount	71	180	154%	331	90	-73%
	FTSE	8	29	246%	56	13	-76%
	Contact	2,534	8,775	246%	16,796	4,006	-76%
LSC-PA	Headcount	378	194	-49%	521	50	-90%
	FTSE	227	122	-46%	394	34	-91%
	Contact	68,215	36,551	-46%	118,204	10,312	-91%
Total	Headcount	1,875	1,474	-21%	3,585	937	-74%
	FTSE	482	327	-32%	926	274	-70%
	Contact	144,510	98,206	-32%	277,896	82,181	-70%

Source: THECB Accountability System and TSUS Official Enrollment Reports.

Table 4. THECB Non-Reportable Out-of-State/Online Data: Summary

TSUS Component		2019	2020	1-Yr Change
Lamar	Headcount	603	666	10%
	SCH	5,161	3,628	-30%
	FTSE	562	403	-28%
Sam Houston	Headcount	159	136	-14%
	SCH	797	689	-14%
	FTSE	94	85	-10%
Sul Ross-Alpine	Headcount	-	6	-
	SCH	-	40	-
	FTSE	-	4	-
Sul Ross-RGC	Headcount	-	1	-
	SCH	-	3	-
	FTSE	-	0	-
LIT	Headcount	2	2	0%
	SCH	6	11	83%
	FTSE	1	1	83%
	Contact	112	208	86%
Total	Headcount	764	811	6%
	SCH	5,964	4,371	-27%
	FTSE	656	492	-25%
	Contact	112	208	86%

Note: Non-reportable out-of-state/online data are not included in Tables 1 & 2, and these data are not applicable to all components.

Source: TSUS Official Enrollment Reports.

Texas State University System Certified Enrollment Report
Summer 2020

Definitions of Terms	
Contact Hours	A unit of measure that represents an hour of scheduled instruction given to students of which 50 minutes must be of direct instruction. Also referred to as clock hour.
Flex-Entry	Means by which institutions can report and be funded for semester credit/contact hours in classes that were not organized by the census date (universities) or did not have its census date until after the census date of the term (CTC) but otherwise met the state-mandated funding requirements.
Full-Time Student Equivalent (FTSE)	Uses semester credit hours (SCH) to calculate the number of full-time equivalent students at an institution. The THECB uses the following formulas: 1 undergraduate FTSE student = 15 SCH (12 SCH in Summer) 1 master's FTSE student = 12 SCH (9 SCH in Summer) 1 doct-professional FTSE student = 12 SCH (9 SCH in Summer) 1 doct-research FTSE student = 9 SCH (6 SCH in Summer) 1 continuing ed FTSE student = 300 contact hours
Headcount	The unduplicated count of students enrolled in a semester or term.
Out-of-State/Online	Enrollment of a non-Texas resident living out-of-state in a fully online course.
Semester Credit Hour (SCH)	A unit of measure representing an hour (50 minutes) of instruction over a 15-week period in a semester or trimester system or a 10-week period in a quarter system.

Texas State University System Preliminary Enrollment Report
Fall 2020

Table 1. THECB Reportable Enrollment Data: Summary

TSUS Component		2019	2020	1-Yr Change
Lamar*	Headcount	15,062	15,825	5%
	Flex-Entry	-	-	-
	SCH	129,284	132,550	3%
	FTSE	9,230	9,579	4%
Sam Houston**	Headcount	21,362	21,729	2%
	Flex-Entry	-	-	-
	SCH	257,832	257,625	0%
	FTSE	17,498	17,521	0%
Sul Ross-Total	Headcount	2,484	2,340	-6%
	Flex-Entry	-	-	-
	SCH	23,860	23,497	-2%
	FTSE	1,642	1,618	-1%
<i>Sul Ross-Alpine</i>	<i>Headcount</i>	<i>1,650</i>	<i>1,514</i>	<i>-8%</i>
	<i>Flex-Entry</i>	<i>-</i>	<i>-</i>	<i>-</i>
	<i>SCH</i>	<i>17,465</i>	<i>16,498</i>	<i>-6%</i>
	<i>FTSE</i>	<i>1,206</i>	<i>1,140</i>	<i>-5%</i>
<i>Sul Ross-Rio Grande</i>	<i>Headcount</i>	<i>834</i>	<i>826</i>	<i>-1%</i>
	<i>Flex-Entry</i>	<i>-</i>	<i>-</i>	<i>-</i>
	<i>SCH</i>	<i>6,395</i>	<i>6,999</i>	<i>9%</i>
	<i>FTSE</i>	<i>435</i>	<i>477</i>	<i>10%</i>
Texas State	Headcount	38,231	37,849	-1%
	Flex-Entry	-	-	-
	SCH	466,286	454,531	-3%
	FTSE	31,664	30,932	-2%
LIT	Headcount	4,019	4,562	14%
	Flex-Entry	-	-	-
	SCH	36,966	40,159	9%
	FTSE	2,464	2,677	9%
	Contact	799,712	841,632	5%
LSC-O	Headcount	2,403	2,388	-1%
	Flex-Entry	-	-	-
	SCH	21,555	20,916	-3%
	FTSE	1,437	1,394	-3%
	Contact	453,376	427,760	-6%
LSC-PA	Headcount	2,738	2,687	-2%
	Flex-Entry	-	-	-
	SCH	24,938	24,166	-3%
	FTSE	1,663	1,611	-3%
	Contact	527,184	508,528	-4%
Total	Headcount	86,299	87,380	1%
	Flex-Entry	-	-	-
	SCH	960,721	953,444	-1%
	FTSE	65,598	65,333	0%
	Contact	1,780,272	1,777,920	0%

Note: Table compares current year preliminary data to prior year preliminary data. Preliminary data are collected between the census day and the last payment deadline.

* Due to a database issue, preliminary fall 2019 SCH/FTSE are not available for Lamar University. Certified fall 2019 SCH/FTSE are used for comparison.

** SHSU Headcount includes SHSU-COM.

Source: TSUS Preliminary Enrollment Reports.

Texas State University System Preliminary Enrollment Report
Fall 2020

Table 2. THECB Reportable Enrollment Data: Detail

TSUS Component		Undergrad	Master's	Doctoral- Research	Doctoral- Professional	Post-Bach	Total
Lamar	Headcount	8,609	6,164	324	31	697	15,825
	Flex-Entry	-	-	-	-	-	-
	SCH	91,408	38,781	2,049	312	-	132,550
	FTSE	6,094	3,232	228	26	-	9,579
Sam Houston	Headcount	18,796	2,382	351	75	125	21,729
	Flex-Entry	-	-	-	-	-	-
	SCH	239,898	15,921	1,806	-	-	257,625
	FTSE	15,993	1,327	201	-	-	17,521
Sul Ross-Total	Headcount	1,785	502	-	-	53	2,340
	Flex-Entry	-	-	-	-	-	-
	SCH	20,422	3,075	-	-	-	23,497
	FTSE	1,361	256	-	-	-	1,618
<i>Sul Ross-Alpine</i>	<i>Headcount</i>	<i>1,080</i>	<i>396</i>	<i>-</i>	<i>-</i>	<i>38</i>	<i>1,514</i>
	<i>Flex-Entry</i>	<i>-</i>	<i>-</i>	<i>-</i>	<i>-</i>	<i>-</i>	<i>-</i>
	<i>SCH</i>	<i>14,072</i>	<i>2,426</i>	<i>-</i>	<i>-</i>	<i>-</i>	<i>16,498</i>
	<i>FTSE</i>	<i>938</i>	<i>202</i>	<i>-</i>	<i>-</i>	<i>-</i>	<i>1,140</i>
<i>Sul Ross-Rio Grande</i>	<i>Headcount</i>	<i>705</i>	<i>106</i>	<i>-</i>	<i>-</i>	<i>15</i>	<i>826</i>
	<i>Flex-Entry</i>	<i>-</i>	<i>-</i>	<i>-</i>	<i>-</i>	<i>-</i>	<i>-</i>
	<i>SCH</i>	<i>6,350</i>	<i>649</i>	<i>-</i>	<i>-</i>	<i>-</i>	<i>6,999</i>
	<i>FTSE</i>	<i>423</i>	<i>54</i>	<i>-</i>	<i>-</i>	<i>-</i>	<i>477</i>
Texas State	Headcount	33,230	3,618	414	125	462	37,849
	Flex-Entry	-	-	-	-	-	-
	SCH	421,158	29,273	2,670	1,430	-	454,531
	FTSE	28,077	2,439	297	119	-	30,932
LIT	Headcount	4,562	-	-	-	-	4,562
	Flex-Entry	-	-	-	-	-	-
	SCH	40,159	-	-	-	-	40,159
	FTSE	2,677	-	-	-	-	2,677
	Contact	841,632	-	-	-	-	841,632
LSC-O	Headcount	2,388	-	-	-	-	2,388
	Flex-Entry	-	-	-	-	-	-
	SCH	20,916	-	-	-	-	20,916
	FTSE	1,394	-	-	-	-	1,394
	Contact	427,760	-	-	-	-	427,760
LSC-PA	Headcount	2,687	-	-	-	-	2,687
	Flex-Entry	-	-	-	-	-	-
	SCH	24,166	-	-	-	-	24,166
	FTSE	1,611	-	-	-	-	1,611
	Contact	508,528	-	-	-	-	508,528
Total	Headcount	72,057	12,666	1,089	231	1,337	87,380
	Flex-Entry	-	-	-	-	-	-
	SCH	858,127	87,050	6,525	1,742	-	953,444
	FTSE	57,208	7,254	725	145	-	65,333
	Contact	1,777,920	-	-	-	-	1,777,920

Note: SHSU Headcount includes SHSU-COM.

Source: TSUS Preliminary Enrollment Reports.

Texas State University System Preliminary Enrollment Report
Fall 2020

Table 3. THECB Non-Reportable Out-of-State/Online Data: Detail

TSUS Component		Undergrad	Master's	Doctoral-Research	Doctoral-Professional	Post-Bach	Total
Lamar	Headcount	67	601	23	-	74	765
	SCH	457	3,572	129	-	-	4,158
	FTSE	30	298	14	-	-	342
Sam Houston	Headcount	21	134	32	-	5	192
	SCH	197	742	153	-	-	1,092
	FTSE	13	62	17	-	-	92
Sul Ross - Alpine	Headcount	3	5	-	-	-	8
	SCH	43	39	-	-	-	82
	FTSE	3	3	-	-	-	6
Sul Ross - Rio Grande	Headcount	1	-	-	-	-	1
	SCH	12	-	-	-	-	12
	FTSE	1	-	-	-	-	1
LIT	Headcount	3	-	-	-	-	3
	SCH	21	-	-	-	-	21
	FTSE	1	-	-	-	-	1
	Contact	336	-	-	-	-	336
Total	Headcount	91	735	55	-	79	960
	SCH	675	4,314	282	-	-	5,271
	FTSE	45	360	31	-	-	436
	Contact	336	-	-	-	-	336

Note: Non-reportable out-of-state/online data are not included in Table 1 & Table 2, these data are not applicable to all components.

Source: TSUS Preliminary Enrollment Reports.

Definition of Terms	
Contact Hours	A unit of measure that represents an hour of scheduled instruction given to students of which 50 minutes must be of direct instruction. Also referred to as clock hour.
Flex-Entry	Means by which institutions can report and be funded for semester credit/contact hours in classes that were not organized by the census date (universities) or did not have its census date until after the census date of the term (CTC) but otherwise met the state-mandated funding requirements.
Full-Time Student Equivalent (FTSE)	Uses semester credit hours (SCH) to calculate the number of full-time equivalent students at an institution. The THECB uses the following formulas: 1 undergraduate FTSE student = 15 SCH (12 SCH in summer) 1 master's FTSE student = 12 SCH (9 SCH in summer) 1 doct-professional FTSE student = 12 SCH (9 SCH in summer) 1 doct-research FTSE student = 9 SCH (6 SCH in summer) 1 continuing ed FTSE student = 300 contact hours
Headcount	The unduplicated count of students enrolled in a semester or term.
Out-of-State/Online	Enrollment of a non-Texas resident living out-of-state in a fully online course.
Semester Credit Hour (SCH)	A unit of measure representing an hour (50 minutes) of instruction over a 15-week period in a semester or trimester system or a 10-week period in a quarter system.

APPENDIX – FINANCE AND AUDIT

The Texas State University System

Table A 2
Educational and General Funds
Budgeted Expenditures

	FY 2020		FY 2020		Variance	
	APPROVED BUDGET		ADJUSTED BUDGET		DOLLAR	PERCENT
Instruction Support	\$	340,649,705	\$	338,967,887	\$	(1,681,819) (0.49)%
Research / Organized Research	\$	26,361,214	\$	26,327,837	\$	(33,377) (0.13)%
Public Service	\$	10,578,137	\$	10,582,488	\$	4,351 0.04 %
Academic Support	\$	49,414,399	\$	50,252,660	\$	838,261 1.70 %
Student Service Support	\$	25,674,671	\$	25,699,784	\$	25,113 0.10 %
Institutional Support	\$	60,698,969	\$	62,112,494	\$	1,413,526 2.33 %
Plant Support	\$	35,955,580	\$	37,015,563	\$	1,059,983 2.95 %
Scholarships & Fellowships	\$	547,012	\$	665,942	\$	118,930 21.74 %
Total Expenditures	\$	549,879,687	\$	551,624,654	\$	1,744,967 0.32 %
Transfers Out						
TPEG	\$	15,731,619	\$	15,696,219	\$	(35,400) (0.23)%
TRB Debt Service	\$	34,532,862	\$	34,532,862	\$	- - %
HEF - Debt Service	\$	7,766,360	\$	7,766,360	\$	- - %
HEF - Plant	\$	42,478,890	\$	42,478,890	\$	- - %
Other	\$	2,859,716	\$	2,709,716	\$	(150,000) (5.25)%
Total Transfers Out	\$	103,369,447	\$	103,184,047	\$	(185,400) (0.18)%
Total Budgeted Expenditures & Transfers Out	\$	653,249,134	\$	654,808,701	\$	1,559,567 0.24 %

The Texas State University System

**Table B 2
Designated Funds
Budgeted Expenditures**

	FY 2020		FY 2020		Variance		
	APPROVED BUDGET		ADJUSTED BUDGET		DOLLAR	PERCENT	
Instruction Support	\$	100,542,198	\$	102,220,692	\$	1,678,494	1.67 %
Research / Organized Research	\$	27,472,047	\$	32,047,293	\$	4,575,246	16.65 %
Public Service	\$	4,733,884	\$	5,115,959	\$	382,075	8.07 %
Academic Support	\$	110,701,104	\$	109,189,500	\$	(1,511,605)	(1.37)%
Student Support	\$	32,377,680	\$	32,797,192	\$	419,512	1.30 %
Institutional Support	\$	100,272,676	\$	106,265,920	\$	5,993,245	5.98 %
Plant Support	\$	59,559,130	\$	62,692,474	\$	3,133,344	5.26 %
Scholarships & Fellowships	\$	84,698,649	\$	85,175,630	\$	476,980	0.56 %
Total Expenditures	\$	520,357,368	\$	535,504,660	\$	15,147,292	2.91 %
Transfers Out							
System Assessment	\$	11,943,090	\$	11,943,090	\$	-	- %
Debt Service	\$	10,754,699	\$	10,972,977	\$	218,278	2.03 %
E&G	\$	68,179,097	\$	66,940,348	\$	(1,238,750)	(1.82)%
Auxiliary	\$	17,297,150	\$	17,297,150	\$	-	- %
Other	\$	13,309,575	\$	13,708,556	\$	398,981	3.00 %
Total Transfers Out	\$	121,483,611	\$	120,862,121	\$	(621,491)	(0.51)%
Total Budgeted Expenditures & Transfers Out	\$	641,840,979	\$	656,366,780	\$	14,525,801	2.26 %

The Texas State University System

**Table C 2
Auxiliary Funds
Budgeted Expenditures**

	FY 2020		FY 2020		Variance	
	APPROVED BUDGET	ADJUSTED BUDGET	DOLLAR	PERCENT		
Athletic Fee	\$ 31,326,003	\$ 31,297,949	\$ (28,054)	(0.09)%		
Medical Service Fee	\$ 8,798,729	\$ 8,858,355	\$ 59,626	0.68 %		
Student Service Fee	\$ 19,907,167	\$ 19,839,429	\$ (67,738)	(0.34)%		
Recreational Sport Fee	\$ 7,477,650	\$ 8,670,536	\$ 1,192,886	15.95 %		
Student Center Fee	\$ 10,799,397	\$ 11,126,891	\$ 327,494	3.03 %		
Student Bus Fee	\$ 7,546,640	\$ 7,546,640	\$ -	- %		
ID Card Fee	\$ 1,029,861	\$ 1,025,961	\$ (3,900)	(0.38)%		
Total Fee Based Expenditures	\$ 86,885,446	\$ 88,365,760	\$ 1,480,314	1.70 %		
Housing	\$ 53,617,303	\$ 59,060,734	\$ 5,443,431	10.15 %		
Dining	\$ 37,976,813	\$ 39,778,395	\$ 1,801,582	4.74 %		
Parking	\$ 6,892,542	\$ 6,943,542	\$ 51,000	0.74 %		
Athletics	\$ 27,101,882	\$ 27,109,157	\$ 7,275	0.03 %		
Bookstore	\$ 3,298,659	\$ 3,298,659	\$ -	- %		
Other	\$ 19,813,265	\$ 21,195,537	\$ 1,382,273	6.98 %		
Total Sales & Services Based Expenditures	\$ 148,700,464	\$ 157,386,025	\$ 8,685,561	5.84 %		
Transfers Out						
Debt Service						
Medical Service	\$ 824,916	\$ 827,920	\$ 3,004	0.36 %		
Athletics	\$ 7,705,729	\$ 7,705,729	\$ -	- %		
Student Center	\$ 5,086,554	\$ 5,086,554	\$ -	- %		
Student Service	\$ 1,364,350	\$ 1,364,350	\$ -	- %		
Housing	\$ 29,918,279	\$ 29,918,279	\$ -	- %		
Dining	\$ 2,051,722	\$ 2,051,722	\$ -	- %		
Parking and Public Safety	\$ 4,341,809	\$ 4,506,417	\$ 164,608	3.79 %		
Recreational Sports	\$ 3,597,915	\$ 3,597,915	\$ -	- %		
Other	\$ 231,132	\$ 231,132	\$ -	- %		
Real Estate Rental	\$ 389,955	\$ 389,955	\$ -	- %		
Vending	\$ 300,000	\$ 300,000	\$ -	- %		
Designated Funds	\$ 500,000	\$ 500,000	\$ -	- %		
Other	\$ 2,314,865	\$ 2,703,865	\$ 389,000	16.80 %		
Total Transfers Out	\$ 58,627,225	\$ 59,183,837	\$ 556,612	0.95 %		
Total Budgeted Expenditures & Transfers Out	\$ 294,213,135	\$ 304,935,622	\$ 10,722,487	3.64 %		

Lamar University

Table A 2
Educational and General Funds
Budget Adjustments (as of August 31)

	FY 2020		FY 2020		Variance		Note
	APPROVED BUDGET		ADJUSTED BUDGET		DOLLAR	PERCENT	
Instruction Support	\$	54,464,717	\$	54,464,717	\$	-	- %
Research / Organized Research	\$	1,706,872	\$	1,706,872	\$	-	- %
Public Service	\$	292,771	\$	292,771	\$	-	- %
Academic Support	\$	4,642,613	\$	4,642,613	\$	-	- %
Student Service Support	\$	7,244,929	\$	7,244,929	\$	-	- %
Institutional Support	\$	19,622,992	\$	19,652,992	\$	30,000	0.15 %
Plant Support	\$	5,442,491	\$	5,442,491	\$	-	- %
Scholarships & Fellowships	\$	-	\$	-	\$	-	- %
Total Expenditures	\$	93,417,385	\$	93,447,385	\$	30,000	0.03 %
Transfers Out							
TPEG	\$	3,018,753	\$	3,018,753	\$	-	- %
TRB Debt Service	\$	6,461,238	\$	6,461,238	\$	-	- %
HEF - Debt Service	\$	-	\$	-	\$	-	- %
HEF - Plant	\$	8,701,882	\$	8,701,882	\$	-	- %
Other	\$	646,138	\$	646,138	\$	-	- %
Total Transfers Out	\$	18,828,011	\$	18,828,011	\$	-	- %
Total Budgeted Expenditures & Transfers Out	\$	112,245,396	\$	112,275,396	\$	30,000	0.03 %

Lamar University

Table B 2
Designated Funds
Budget Adjustments (as of August 31)

	FY 2020		FY 2020		Variance		Note	
	APPROVED BUDGET		ADJUSTED BUDGET		DOLLAR	PERCENT		
Instruction Support	\$	27,178,054	\$	27,178,054	\$	-	- %	
Research / Organized Research	\$	477,726	\$	477,726	\$	-	- %	
Public Service	\$	651,785	\$	651,785	\$	-	- %	
Academic Support	\$	15,341,017	\$	15,341,017	\$	-	- %	
Student Support	\$	5,073,549	\$	5,073,549	\$	-	- %	
Institutional Support	\$	7,393,237	\$	8,177,237	\$	784,000	10.60 %	1
Plant Support	\$	8,140,487	\$	9,897,190	\$	1,756,703	21.58 %	2
Scholarships & Fellowships	\$	14,074,300	\$	14,074,300	\$	-	- %	
Total Expenditures	\$	78,330,155	\$	80,870,858	\$	2,540,703	3.24 %	
Transfers Out								
System Assessment	\$	1,839,624	\$	1,839,624	\$	-	- %	
Debt Service	\$	209,727	\$	209,727	\$	-	- %	
E&G	\$	13,982,270	\$	13,982,270	\$	-	- %	
Auxiliary	\$	9,283,886	\$	9,283,886	\$	-	- %	
Other	\$	-	\$	-	\$	-	- %	
Total Transfers Out	\$	25,315,507	\$	25,315,507	\$	-	- %	
Total Budgeted Expenditures & Transfers Out	\$	103,645,662	\$	106,186,365	\$	2,540,703	2.45 %	

Lamar University

Table B 2
Designated Funds
Budget Adjustments (as of August 31)

NOTE	ITEM DESCRIPTION	AMOUNT CHANGED	EXPLANATION
(1)	Institutional Support	\$ 784,000	Increase from costs related to the Covid-19 pandemic.
(2)	Plant Support	\$ 1,756,703	Increase from costs and repairs related to Tropical Storm Imelda and Hurricane Laura.

Lamar University

Table C 2
Auxiliary Funds
Budget Adjustments (as of August 31)

	FY 2020		FY 2020		Variance		Note
	APPROVED BUDGET		ADJUSTED BUDGET		DOLLAR	PERCENT	
Athletic Fee	\$	-	\$	-	\$	-	- %
Medical Service Fee	\$	1,371,551	\$	1,371,551	\$	-	- %
Student Service Fee	\$	1,694,249	\$	1,694,249	\$	-	- %
Recreational Sport Fee	\$	1,441,154	\$	1,441,154	\$	-	- %
Student Center Fee	\$	833,683	\$	833,683	\$	-	- %
Student Bus Fee	\$	-	\$	-	\$	-	- %
ID Card Fee	\$	-	\$	-	\$	-	- %
Total Fee Based Expenditures	\$	5,340,637	\$	5,340,637	\$	-	- %
Housing	\$	5,266,946	\$	5,266,946	\$	-	- %
Dining	\$	4,949,415	\$	4,949,415	\$	-	- %
Parking	\$	321,804	\$	321,804	\$	-	- %
Athletics	\$	14,253,659	\$	14,253,659	\$	-	- %
Bookstore	\$	-	\$	-	\$	-	- %
Other	\$	1,515,173	\$	1,515,173	\$	-	- %
Total Sales & Services Based Expenditures	\$	26,306,997	\$	26,306,997	\$	-	- %
Transfers Out							
Debt Service							
Medical Service	\$	-	\$	-	\$	-	- %
Athletics	\$	1,579,750	\$	1,579,750	\$	-	- %
Student Center	\$	1,488,787	\$	1,488,787	\$	-	- %
Student Service	\$	-	\$	-	\$	-	- %
Housing	\$	5,089,591	\$	5,089,591	\$	-	- %
Dining	\$	312,461	\$	312,461	\$	-	- %
Parking and Public Safety	\$	-	\$	-	\$	-	- %
Recreational Sports	\$	1,412,400	\$	1,412,400	\$	-	- %
Other	\$	-	\$	-	\$	-	- %
Real Estate Rental	\$	-	\$	-	\$	-	- %
Vending	\$	-	\$	-	\$	-	- %
Designated Funds	\$	500,000	\$	500,000	\$	-	- %
Other	\$	-	\$	-	\$	-	- %
Total Transfers Out	\$	10,382,989	\$	10,382,989	\$	-	- %
Total Budgeted Expenditures & Transfers Out	\$	42,030,623	\$	42,030,623	\$	-	- %

Sam Houston State University

Table A 2
Educational and General Funds
Budget Adjustments (as of August 31)

	FY 2020		FY 2020		Variance		Note
	APPROVED BUDGET		ADJUSTED BUDGET		DOLLAR	PERCENT	
Instruction Support	\$ 64,971,716		\$ 65,334,545		\$ 362,829	0.56 %	
Research / Organized Research	\$ 929,405		\$ 929,405		-	- %	
Public Service	\$ 8,532,454		\$ 8,532,454		-	- %	
Academic Support	\$ 25,578,738		\$ 26,262,866		\$ 684,128	2.67 %	
Student Service Support	\$ 5,338,912		\$ 5,338,912		-	- %	
Institutional Support	\$ 8,149,220		\$ 8,149,220		-	- %	
Plant Support	\$ 8,826,092		\$ 8,826,092		-	- %	
Scholarships & Fellowships	\$ 3,000		\$ 3,000		-	- %	
Total Expenditures	\$ 122,329,537		\$ 123,376,494		\$ 1,046,957	0.86 %	
Transfers Out							
TPEG	\$ 4,238,148		\$ 4,238,148		-	- %	
TRB Debt Service	\$ 5,646,170		\$ 5,646,170		-	- %	
HEF - Debt Service	\$ 2,117,160		\$ 2,117,160		-	- %	
HEF - Plant	\$ -		\$ -		-	- %	
Other	\$ -		\$ -		-	- %	
Total Transfers Out	\$ 12,001,478		\$ 12,001,478		-	- %	
Total Budgeted Expenditures & Transfers Out	\$ 134,331,015		\$ 135,377,972		\$ 1,046,957	0.78 %	

Sam Houston State University

**Table B 2
Designated Funds
Budget Adjustments (as of August 31)**

	FY 2020		FY 2020		Variance		Note
	APPROVED BUDGET		ADJUSTED BUDGET		DOLLAR	PERCENT	
Instruction Support	\$ 36,071,961		\$ 36,348,966		\$ 277,005	0.77 %	
Research / Organized Research	\$ 3,749,611		\$ 3,749,611		-	- %	
Public Service	\$ 1,341,605		\$ 1,369,163		\$ 27,558	2.05 %	
Academic Support	\$ 43,197,097		\$ 44,764,799		\$ 1,567,702	3.63 %	
Student Support	\$ 14,410,036		\$ 14,534,542		\$ 124,506	0.86 %	
Institutional Support	\$ 19,520,002		\$ 19,602,922		\$ 82,920	0.42 %	
Plant Support	\$ 12,387,028		\$ 12,440,413		\$ 53,385	0.43 %	
Scholarships & Fellowships	\$ 23,653,483		\$ 23,787,861		\$ 134,378	0.57 %	
Total Expenditures	\$ 154,330,823		\$ 156,598,278		\$ 2,267,455	1.47 %	
Transfers Out							
System Assessment	\$ 3,174,539		\$ 3,174,539		-	- %	
Debt Service	\$ 7,328,578		\$ 7,328,578		-	- %	
E&G	\$ -		\$ -		-	- %	
Auxiliary	\$ -		\$ -		-	- %	
Other	\$ -		\$ -		-	- %	
Total Transfers Out	\$ 10,503,117		\$ 10,503,117		-	- %	
Total Budgeted Expenditures & Transfers Out	\$ 164,833,940		\$ 167,101,395		\$ 2,267,455	1.38 %	

Sam Houston State University

**Table C 2
Auxiliary Funds
Budget Adjustments (as of August 31)**

	FY 2020		FY 2020		Variance		Note
	APPROVED BUDGET	ADJUSTED BUDGET	DOLLAR	PERCENT	DOLLAR	PERCENT	
Athletic Fee	\$ 10,468,309	\$ 10,468,309	\$ -	- %			
Medical Service Fee	\$ 3,133,968	\$ 3,196,598	\$ 62,630	2.00 %			
Student Service Fee	\$ 7,016,574	\$ 7,154,090	\$ 137,516	1.96 %			
Recreational Sport Fee	\$ -	\$ -	\$ -	- %			
Student Center Fee	\$ 3,622,674	\$ 3,622,674	\$ -	- %			
Student Bus Fee	\$ -	\$ -	\$ -	- %			
ID Card Fee	\$ 1,017,361	\$ 1,017,361	\$ -	- %			
Total Fee Based Expenditures	\$ 25,258,886	\$ 25,459,032	\$ 200,146	0.79 %			
Housing	\$ 12,227,655	\$ 12,227,655	\$ -	- %			
Dining	\$ 13,522,281	\$ 13,522,281	\$ -	- %			
Parking	\$ 2,753,000	\$ 2,753,000	\$ -	- %			
Athletics	\$ 3,135,000	\$ 3,135,000	\$ -	- %			
Bookstore	\$ 2,366,810	\$ 2,366,810	\$ -	- %			
Other	\$ 9,501,767	\$ 9,816,208	\$ 314,441	3.31 %			
Total Sales & Services Based Expenditures	\$ 43,506,513	\$ 43,820,954	\$ 314,441	0.72 %			
Transfers Out							
Debt Service							
Medical Service	\$ 552,600	\$ 552,600	\$ -	- %			
Athletics	\$ 125,000	\$ 125,000	\$ -	- %			
Student Center	\$ 842,417	\$ 842,417	\$ -	- %			
Student Service	\$ 1,364,350	\$ 1,364,350	\$ -	- %			
Housing	\$ 7,597,624	\$ 7,597,624	\$ -	- %			
Dining	\$ 596,207	\$ 596,207	\$ -	- %			
Parking and Public Safety	\$ 347,000	\$ 347,000	\$ -	- %			
Recreational Sports	\$ -	\$ -	\$ -	- %			
Other	\$ -	\$ -	\$ -	- %			
Real Estate Rental	\$ 389,955	\$ 389,955	\$ -	- %			
Vending	\$ 300,000	\$ 300,000	\$ -	- %			
Designated Funds	\$ -	\$ -	\$ -	- %			
Other	\$ -	\$ -	\$ -	- %			
Total Transfers Out	\$ 12,115,153	\$ 12,115,153	\$ -	- %			
Total Budgeted Expenditures & Transfers Out	\$ 80,880,552	\$ 81,395,139	\$ 514,587	0.64 %			

Texas State University

Table A 2
Educational and General Funds
Budget Adjustments (as of August 31)

	FY 2020		FY 2020		Variance		Note	
	APPROVED BUDGET		ADJUSTED BUDGET		DOLLAR	PERCENT		
Instruction Support	\$	182,841,307	\$	181,038,347	\$	(1,802,959)	(0.99)%	
Research / Organized Research	\$	23,437,187	\$	23,403,810	\$	(33,377)	(0.14)%	
Public Service	\$	964,017	\$	964,017	\$	-	- %	
Academic Support	\$	11,571,822	\$	11,772,496	\$	200,674	1.73 %	
Student Service Support	\$	7,178,591	\$	7,204,824	\$	26,233	0.37 %	
Institutional Support	\$	5,116,276	\$	6,133,789	\$	1,017,513	19.89 %	(1)
Plant Support	\$	13,640,241	\$	14,822,547	\$	1,182,305	8.67 %	(2)
Scholarships & Fellowships	\$	535,592	\$	654,522	\$	118,930	22.21 %	
Total Expenditures	\$	245,285,033	\$	245,994,351	\$	709,319	0.29 %	
Transfers Out								
TPEG	\$	6,878,942	\$	6,878,942	\$	-	- %	
TRB Debt Service	\$	17,369,676	\$	17,369,676	\$	-	- %	
HEF - Debt Service	\$	5,174,037	\$	5,174,037	\$	-	- %	
HEF - Plant	\$	30,797,210	\$	30,797,210	\$	-	- %	
Other	\$	-	\$	(150,000)	\$	(150,000)	100.00 %	
Total Transfers Out	\$	60,219,865	\$	60,069,865	\$	(150,000)	(0.25)%	
Total Budgeted Expenditures & Transfers Out	\$	305,504,898	\$	306,064,216	\$	559,319	0.18 %	

Texas State University

Table A 2
Educational and General Funds
Budget Adjustments (as of August 31)

NOTE	ITEM DESCRIPTION	AMOUNT CHANGED	EXPLANATION
(1)	Transfers	\$ 1,017,513	Summer funding for graduate students
(2)	Recognizing Revenue	\$ 1,182,305	Recognizing Hazlewood revenue for utility postings

Texas State University

Table B 2
Designated Funds
Budget Adjustments (as of August 31)

	FY 2020		FY 2020		Variance		Note	
	APPROVED BUDGET		ADJUSTED BUDGET		DOLLAR	PERCENT		
Instruction Support	\$	33,978,120	\$	35,639,221	\$	1,661,101	4.89 %	
Research / Organized Research	\$	22,888,410	\$	27,463,656	\$	4,575,246	19.99 %	(1)
Public Service	\$	1,564,609	\$	1,766,273	\$	201,664	12.89 %	(2)
Academic Support	\$	48,503,382	\$	45,855,808	\$	(2,647,575)	(5.46)%	(3)
Student Support	\$	11,037,759	\$	11,387,323	\$	349,564	3.17 %	
Institutional Support	\$	60,843,051	\$	65,790,023	\$	4,946,971	8.13 %	(4)
Plant Support	\$	35,736,393	\$	36,794,866	\$	1,058,473	2.96 %	
Scholarships & Fellowships	\$	45,190,511	\$	45,533,114	\$	342,602	0.76 %	
Total Expenditures	\$	259,742,236	\$	270,230,282	\$	10,488,046	4.04 %	
Transfers Out								
System Assessment	\$	5,769,200	\$	5,769,200	\$	-	-	
Debt Service	\$	3,191,394	\$	3,409,672	\$	218,278	6.84 %	(5)
E&G	\$	54,196,827	\$	52,958,078	\$	(1,238,750)	(2.29)%	
Auxiliary	\$	5,477,800	\$	5,477,800	\$	-	-	
Other	\$	13,102,461	\$	13,501,442	\$	398,981	3.05 %	
Total Transfers Out	\$	81,737,682	\$	81,116,192	\$	(621,491)	(0.76)%	
Total Budgeted Expenditures & Transfers Out	\$	341,479,919	\$	351,346,474	\$	9,866,556	2.89 %	

Texas State University

**Table B 2
Designated Funds
Budget Adjustments (as of August 31)**

NOTE	ITEM DESCRIPTION	AMOUNT CHANGED	EXPLANATION
(1) Transfers		\$ 4,575,246	Transfer for TRIP from unexpended plant funds for Willow Hall research operating expenditures
(2) Recognizing Revenue		\$ 201,664	Recognition of additional income to fund operations for multiple departments
(3) Transfers		\$ (2,647,575)	Transfer of Electronic Course Fee from Academic Support to Instruction for faculty salaries; initial funding transfer for COVID-19 budget relief to institutional cost center
(4) Transfers		\$ 4,946,971	Initial funding COVID-19 budget relief transfers from departmental cost centers
(5) Transfers		\$ 218,278	Transfer from Institutional Support for bond refinancing

Texas State University

Table C 2
Auxiliary Funds
Budget Adjustments (as of August 31)

	FY 2020		Variance		Note
	APPROVED BUDGET	ADJUSTED BUDGET	DOLLAR	PERCENT	
Athletic Fee	\$ 19,968,200	\$ 19,968,200	\$ -	- %	
Medical Service Fee	\$ 3,911,003	\$ 3,907,999	\$ (3,004)	(0.08)%	
Student Service Fee	\$ 8,420,986	\$ 8,432,333	\$ 11,347	0.13 %	
Recreational Sport Fee	\$ 5,199,263	\$ 6,392,263	\$ 1,193,000	22.95 %	(1)
Student Center Fee	\$ 5,590,512	\$ 5,817,928	\$ 227,416	4.07 %	
Student Bus Fee	\$ 7,546,640	\$ 7,546,640	\$ -	- %	
ID Card Fee	\$ -	\$ -	\$ -	- %	
Total Fee Based Expenditures	\$ 50,636,603	\$ 52,065,363	\$ 1,428,760	2.82 %	
Housing	\$ 34,502,386	\$ 39,945,817	\$ 5,443,431	15.78 %	(2)
Dining	\$ 17,806,946	\$ 19,601,516	\$ 1,794,570	10.08 %	(3)
Parking	\$ 3,719,191	\$ 3,719,191	\$ -	- %	
Athletics	\$ 9,713,223	\$ 9,720,498	\$ 7,275	0.07 %	
Bookstore	\$ 868,868	\$ 868,868	\$ -	- %	
Other	\$ 6,773,624	\$ 7,836,456	\$ 1,062,832	15.69 %	(4)
Total Sales & Services Based Expenditures	\$ 73,384,238	\$ 81,692,346	\$ 8,308,107	11.32 %	
Transfers Out					
Debt Service					
Medical Service	\$ 272,316	\$ 275,320	\$ 3,004	1.10 %	
Athletics	\$ 5,780,943	\$ 5,780,943	\$ -	- %	
Student Center	\$ 2,755,350	\$ 2,755,350	\$ -	- %	
Student Service	\$ -	\$ -	\$ -	- %	
Housing	\$ 15,852,614	\$ 15,852,614	\$ -	- %	
Dining	\$ 1,143,054	\$ 1,143,054	\$ -	- %	
Parking and Public Safety	\$ 3,994,809	\$ 4,159,417	\$ 164,608	4.12 %	
Recreational Sports	\$ 2,122,600	\$ 2,122,600	\$ -	- %	
Other	\$ 231,132	\$ 231,132	\$ -	- %	
Real Estate Rental	\$ -	\$ -	\$ -	- %	
Vending	\$ -	\$ -	\$ -	- %	
Designated Funds	\$ -	\$ -	\$ -	- %	
Other	\$ 1,951,000	\$ 2,340,000	\$ 389,000	19.94 %	(5)
Total Transfers Out	\$ 34,103,817	\$ 34,660,429	\$ 556,612	1.63 %	
Total Budgeted Expenditures & Transfers Out	\$ 158,124,659	\$ 168,418,138	\$ 10,293,479	6.51 %	

Texas State University

Table C 2
Auxiliary Funds
Budget Adjustments (as of August 31)

NOTE	ITEM DESCRIPTION	AMOUNT CHANGED	EXPLANATION
(1)	Recognizing Revenue	\$ 1,193,000	Funding to cover Avery Building campus recreation improvements
(2)	Recognizing Revenue	\$ 5,443,431	Funding to cover Hilltop housing project initial costs
(3)	Using Reserves	\$ 1,794,570	Use of dining reserves for Kerby Lane project
(4)	Using Reserves	\$ 1,062,832	Use of rental lease reserves for Kerby Lane project
(5)	Recognizing Revenue	\$ 389,000	Reallocation of funding source for institutional transfer for athletics, recognition of additional revenue within new funding source

Sul Ross State University

Table A 2
Educational and General Funds
Budget Adjustments (as of August 31)

	FY 2020		FY 2020		Variance		Note
	APPROVED BUDGET		ADJUSTED BUDGET		DOLLAR	PERCENT	
Instruction Support	\$	7,985,751	\$	7,985,751	\$	-	- %
Research / Organized Research	\$	287,750	\$	287,750	\$	-	- %
Public Service	\$	228,688	\$	228,688	\$	-	- %
Academic Support	\$	1,895,492	\$	1,895,492	\$	-	- %
Student Service Support	\$	1,834,102	\$	1,834,102	\$	-	- %
Institutional Support	\$	4,219,426	\$	4,219,426	\$	-	- %
Plant Support	\$	2,441,847	\$	2,441,847	\$	-	- %
Scholarships & Fellowships	\$	-	\$	-	\$	-	- %
Total Expenditures	\$	18,893,056	\$	18,893,056	\$	-	- %
Transfers Out							
TPEG	\$	317,940	\$	317,940	\$	-	- %
TRB Debt Service	\$	1,531,018	\$	1,531,018	\$	-	- %
HEF - Debt Service	\$	-	\$	-	\$	-	- %
HEF - Plant	\$	-	\$	-	\$	-	- %
Other	\$	-	\$	-	\$	-	- %
Total Transfers Out	\$	1,848,958	\$	1,848,958	\$	-	- %
Total Budgeted Expenditures & Transfers Out	\$	20,742,014	\$	20,742,014	\$	-	- %

Sul Ross State University

Table B 2
Designated Funds
Budget Adjustments (as of August 31)

	FY 2020		FY 2020		Variance		Note
	APPROVED BUDGET		ADJUSTED BUDGET		DOLLAR	PERCENT	
Instruction Support	\$	918,800	\$	918,800	\$	-	- %
Research / Organized Research	\$	356,300	\$	356,300	\$	-	- %
Public Service	\$	113,318	\$	113,318	\$	-	- %
Academic Support	\$	626,615	\$	626,615	\$	-	- %
Student Support	\$	1,362,649	\$	1,362,649	\$	-	- %
Institutional Support	\$	4,164,791	\$	4,164,791	\$	-	- %
Plant Support	\$	1,332,061	\$	1,332,061	\$	-	- %
Scholarships & Fellowships	\$	900,800	\$	900,800	\$	-	- %
Total Expenditures	\$	9,775,334	\$	9,775,334	\$	-	- %
Transfers Out							
System Assessment	\$	275,000	\$	275,000	\$	-	- %
Debt Service	\$	-	\$	-	\$	-	- %
E&G	\$	-	\$	-	\$	-	- %
Auxiliary	\$	2,106,178	\$	2,106,178	\$	-	- %
Other	\$	-	\$	-	\$	-	- %
Total Transfers Out	\$	2,381,178	\$	2,381,178	\$	-	- %
Total Budgeted Expenditures & Transfers Out	\$	12,156,512	\$	12,156,512	\$	-	- %

Sul Ross State University

Table C 2
Auxiliary Funds
Budget Adjustments (as of August 31)

	FY 2020		FY 2020		Variance		Note
	APPROVED BUDGET		ADJUSTED BUDGET		DOLLAR	PERCENT	
Athletic Fee	\$	239,323	\$	239,323	\$	-	-%
Medical Service Fee	\$	178,405	\$	178,405	\$	-	-%
Student Service Fee	\$	746,000	\$	746,000	\$	-	-%
Recreational Sport Fee	\$	334,088	\$	334,088	\$	-	-%
Student Center Fee	\$	265,796	\$	265,796	\$	-	-%
Student Bus Fee	\$	-	\$	-	\$	-	-%
ID Card Fee	\$	-	\$	-	\$	-	-%
Total Fee Based Expenditures	\$	1,763,612	\$	1,763,612	\$	-	-%
Housing	\$	1,620,316	\$	1,620,316	\$	-	-%
Dining	\$	1,440,000	\$	1,440,000	\$	-	-%
Parking	\$	-	\$	-	\$	-	-%
Athletics	\$	-	\$	-	\$	-	-%
Bookstore	\$	-	\$	-	\$	-	-%
Other	\$	2,000,000	\$	2,000,000	\$	-	-%
Total Sales & Services Based Expenditures	\$	5,060,316	\$	5,060,316	\$	-	-%
Transfers Out							
Debt Service							
Medical Service	\$	-	\$	-	\$	-	-%
Athletics	\$	220,036	\$	220,036	\$	-	-%
Student Center	\$	-	\$	-	\$	-	-%
Student Service	\$	-	\$	-	\$	-	-%
Housing	\$	1,378,450	\$	1,378,450	\$	-	-%
Dining	\$	-	\$	-	\$	-	-%
Parking and Public Safety	\$	-	\$	-	\$	-	-%
Recreational Sports	\$	62,915	\$	62,915	\$	-	-%
Other	\$	-	\$	-	\$	-	-%
Real Estate Rental	\$	-	\$	-	\$	-	-%
Vending	\$	-	\$	-	\$	-	-%
Designated Funds	\$	-	\$	-	\$	-	-%
Other	\$	300,000	\$	300,000	\$	-	-%
Total Transfers Out	\$	1,961,401	\$	1,961,401	\$	-	-%
Total Budgeted Expenditures & Transfers Out	\$	8,785,329	\$	8,785,329	\$	-	-%

Sul Ross State University - Rio Grande College

Table A 2
Educational and General Funds
Budget Adjustments (as of August 31)

	FY 2020		FY 2020		Variance		Note	
	APPROVED BUDGET		ADJUSTED BUDGET		DOLLAR	PERCENT		
Instruction Support	\$	2,369,894	\$	2,369,894	\$	-	-	%
Research / Organized Research	\$	-	\$	-	\$	-	-	%
Public Service	\$	121,434	\$	121,434	\$	-	-	%
Academic Support	\$	530,203	\$	530,203	\$	-	-	%
Student Service Support	\$	412,173	\$	412,173	\$	-	-	%
Institutional Support	\$	1,699,008	\$	1,699,008	\$	-	-	%
Plant Support	\$	480,725	\$	480,725	\$	-	-	%
Scholarships & Fellowships	\$	-	\$	-	\$	-	-	%
Total Expenditures	\$	5,613,437	\$	5,613,437	\$	-	-	%
Transfers Out								
TPEG	\$	119,049	\$	119,049	\$	-	-	%
TRB Debt Service	\$	-	\$	-	\$	-	-	%
HEF - Debt Service	\$	-	\$	-	\$	-	-	%
HEF - Plant	\$	-	\$	-	\$	-	-	%
Other	\$	1,200,000	\$	1,200,000	\$	-	-	%
Total Transfers Out	\$	1,319,049	\$	1,319,049	\$	-	-	%
Total Budgeted Expenditures & Transfers Out	\$	6,932,486	\$	6,932,486	\$	-	-	%

Sul Ross State University - Rio Grande College

Table B 2
Designated Funds
Budget Adjustments (as of August 31)

	FY 2020		FY 2020		Variance		Note
	APPROVED BUDGET		ADJUSTED BUDGET		DOLLAR	PERCENT	
Instruction Support	\$ 223,900		\$ 223,900		\$ -	- %	
Research / Organized Research	\$ -		\$ -		\$ -	- %	
Public Service	\$ -		\$ -		\$ -	- %	
Academic Support	\$ 140,200		\$ 140,200		\$ -	- %	
Student Support	\$ 183,950		\$ 183,950		\$ -	- %	
Institutional Support	\$ 1,377,606		\$ 1,377,606		\$ -	- %	
Plant Support	\$ 1,011,593		\$ 1,011,593		\$ -	- %	
Scholarships & Fellowships	\$ 52,000		\$ 52,000		\$ -	- %	
Total Expenditures	\$ 2,989,249		\$ 2,989,249		\$ -	- %	
Transfers Out							
System Assessment	\$ 77,500		\$ 77,500		\$ -	- %	
Debt Service	\$ -		\$ -		\$ -	- %	
E&G	\$ -		\$ -		\$ -	- %	
Auxiliary	\$ -		\$ -		\$ -	- %	
Other	\$ -		\$ -		\$ -	- %	
Total Transfers Out	\$ 77,500		\$ 77,500		\$ -	- %	
Total Budgeted Expenditures & Transfers Out	\$ 3,066,749		\$ 3,066,749		\$ -	- %	

Sul Ross State University - Rio Grande College

**Table C 2
Auxiliary Funds
Budget Adjustments (as of August 31)**

	FY 2020		Variance		Note
	APPROVED BUDGET	ADJUSTED BUDGET	DOLLAR	PERCENT	
Athletic Fee	\$ -	\$ -	-	-%	
Medical Service Fee	\$ -	\$ -	-	-%	
Student Service Fee	\$ 517,914	\$ 517,914	-	-%	
Recreational Sport Fee	\$ -	\$ -	-	-%	
Student Center Fee	\$ -	\$ -	-	-%	
Student Bus Fee	\$ -	\$ -	-	-%	
ID Card Fee	\$ -	\$ -	-	-%	
Total Fee Based Expenditures	\$ 517,914	\$ 517,914	-	-%	
Housing	\$ -	\$ -	-	-%	
Dining	\$ -	\$ -	-	-%	
Parking	\$ -	\$ -	-	-%	
Athletics	\$ -	\$ -	-	-%	
Bookstore	\$ -	\$ -	-	-%	
Other	\$ -	\$ -	-	-%	
Total Sales & Services Based Expenditures	\$ -	\$ -	-	-%	
Transfers Out					
Debt Service					
Medical Service	\$ -	\$ -	-	-%	
Athletics	\$ -	\$ -	-	-%	
Student Center	\$ -	\$ -	-	-%	
Student Service	\$ -	\$ -	-	-%	
Housing	\$ -	\$ -	-	-%	
Dining	\$ -	\$ -	-	-%	
Parking and Public Safety	\$ -	\$ -	-	-%	
Recreational Sports	\$ -	\$ -	-	-%	
Other	\$ -	\$ -	-	-%	
Real Estate Rental	\$ -	\$ -	-	-%	
Vending	\$ -	\$ -	-	-%	
Designated Funds	\$ -	\$ -	-	-%	
Other	\$ -	\$ -	-	-%	
Total Transfers Out	\$ -	\$ -	-	-%	
Total Budgeted Expenditures & Transfers Out	\$ 517,914	\$ 517,914	-	-%	

Lamar State College-Orange

Table A 2
Educational and General Funds
Budget Adjustments (as of August 31)

	FY 2020		FY 2020		Variance		Note
	APPROVED BUDGET		ADJUSTED BUDGET		DOLLAR	PERCENT	
Instruction Support	\$	6,986,242	\$	6,860,709	\$	(125,533)	(1.80)%
Research / Organized Research	\$	-	\$	-	\$	-	- %
Public Service	\$	193,364	\$	193,364	\$	1	0.00 %
Academic Support	\$	1,865,070	\$	1,865,070	\$	0	0.00 %
Student Service Support	\$	1,214,322	\$	1,214,322	\$	-	- %
Institutional Support	\$	2,196,352	\$	2,322,085	\$	125,733	5.72 %
Plant Support	\$	1,569,640	\$	1,569,640	\$	-	- %
Scholarships & Fellowships	\$	8,420	\$	8,420	\$	-	- %
Total Expenditures	\$	14,033,409	\$	14,033,610	\$	201	0.00 %
Transfers Out							
TPEG	\$	417,515	\$	417,515	\$	-	- %
TRB Debt Service	\$	918,315	\$	918,315	\$	-	- %
HEF - Debt Service	\$	342,700	\$	342,700	\$	-	- %
HEF - Plant	\$	931,043	\$	931,043	\$	-	- %
Other	\$	-	\$	-	\$	-	- %
Total Transfers Out	\$	2,609,573	\$	2,609,573	\$	-	- %
Total Budgeted Expenditures & Transfers Out	\$	16,642,982	\$	16,643,183	\$	201	0.00 %

Lamar State College-Orange

**Table B 2
Designated Funds
Budget Adjustments (as of August 31)**

	FY 2020		FY 2020		Variance		Note	
	APPROVED BUDGET		ADJUSTED BUDGET		DOLLAR	PERCENT		
Instruction Support	\$	739,691	\$	667,219	\$	(72,472)	(9.80)%	
Research / Organized Research	\$	-	\$	-	\$	-	- %	
Public Service	\$	1,002,475	\$	1,155,328	\$	152,853	15.25 %	
Academic Support	\$	1,503,796	\$	1,466,059	\$	(37,737)	(2.51)%	
Student Support	\$	93,840	\$	64,880	\$	(28,960)	(30.86)%	
Institutional Support	\$	1,793,171	\$	1,673,359	\$	(119,812)	(6.68)%	
Plant Support	\$	-	\$	264,783	\$	264,783	100.00 %	(1)
Scholarships & Fellowships	\$	455,664	\$	455,664	\$	-	- %	
Total Expenditures	\$	5,588,637	\$	5,747,292	\$	158,655	2.84 %	
Transfers Out								
System Assessment	\$	183,000	\$	183,000	\$	-	- %	
Debt Service	\$	-	\$	-	\$	-	- %	
E&G	\$	-	\$	-	\$	-	- %	
Auxiliary	\$	161,308	\$	161,308	\$	-	- %	
Other	\$	-	\$	-	\$	-	- %	
Total Transfers Out	\$	344,308	\$	344,308	\$	-	- %	
Total Budgeted Expenditures & Transfers Out	\$	5,932,945	\$	6,091,600	\$	158,655	2.67 %	

Lamar State College-Orange

Table B 2 Designated Funds Budget Adjustments (as of August 31)

NOTE	ITEM DESCRIPTION	AMOUNT CHANGED	EXPLANATION
(1)	Plant Support	\$ 264,783	Campus Master Plan Budget - \$213,250.00, Computer Purchase - \$30,000, Covid-19 Budget - \$21,533

Lamar State College-Orange

Table C 2
Auxiliary Funds
Budget Adjustments (as of August 31)

	FY 2020		Variance		Note
	APPROVED BUDGET	ADJUSTED BUDGET	DOLLAR	PERCENT	
Athletic Fee	\$ -	\$ -	\$ -	- %	
Medical Service Fee	\$ -	\$ -	\$ -	- %	
Student Service Fee	\$ 411,634	\$ 305,668	\$ (105,966)	(25.74)%	
Recreational Sport Fee	\$ -	\$ -	\$ -	- %	
Student Center Fee	\$ 255,387	\$ 250,672	\$ (4,715)	(1.85)%	
Student Bus Fee	\$ -	\$ -	\$ -	- %	
ID Card Fee	\$ 8,000	\$ 4,100	\$ (3,900)	(48.75)%	
Total Fee Based Expenditures	\$ 675,021	\$ 560,440	\$ (114,581)	(16.97)%	
Housing	\$ -	\$ -	\$ -	- %	
Dining	\$ 246,170	\$ 253,183	\$ 7,013	2.85 %	
Parking	\$ -	\$ -	\$ -	- %	
Athletics	\$ -	\$ -	\$ -	- %	
Bookstore	\$ -	\$ -	\$ -	- %	
Other	\$ -	\$ 5,000	\$ 5,000	100.00 %	
Total Sales & Services Based Expenditures	\$ 246,170	\$ 258,183	\$ 12,013	4.88 %	
Transfers Out					
Debt Service					
Medical Service	\$ -	\$ -	\$ -	- %	
Athletics	\$ -	\$ -	\$ -	- %	
Student Center	\$ -	\$ -	\$ -	- %	
Student Service	\$ -	\$ -	\$ -	- %	
Housing	\$ -	\$ -	\$ -	- %	
Dining	\$ -	\$ -	\$ -	- %	
Parking and Public Safety	\$ -	\$ -	\$ -	- %	
Recreational Sports	\$ -	\$ -	\$ -	- %	
Other	\$ -	\$ -	\$ -	- %	
Real Estate Rental	\$ -	\$ -	\$ -	- %	
Vending	\$ -	\$ -	\$ -	- %	
Designated Funds	\$ -	\$ -	\$ -	- %	
Other	\$ -	\$ -	\$ -	- %	
Total Transfers Out	\$ -	\$ -	\$ -	- %	
Total Budgeted Expenditures & Transfers Out	\$ 921,191	\$ 818,623	\$ (102,569)	(11.13)%	

Lamar State College-Port Arthur

Table A 2
Educational and General Funds
Budget Adjustments (as of August 31)

	FY 2020		FY 2020		Variance		Note	
	APPROVED BUDGET		ADJUSTED BUDGET		DOLLAR	PERCENT		
Instruction Support	\$	7,658,155	\$	7,541,999	\$	(116,156)	(1.52)%	
Research / Organized Research	\$	-	\$	-	\$	-	- %	
Public Service	\$	195,336	\$	199,686	\$	4,350	2.23 %	
Academic Support	\$	2,571,798	\$	2,525,257	\$	(46,541)	(1.81)%	
Student Service Support	\$	1,279,707	\$	1,278,587	\$	(1,120)	(0.09)%	
Institutional Support	\$	3,595,379	\$	3,835,659	\$	240,280	6.68 %	1
Plant Support	\$	2,911,591	\$	2,789,268	\$	(122,323)	(4.20)%	
Scholarships & Fellowships	\$	-	\$	-	\$	-	- %	
Total Expenditures	\$	18,211,966	\$	18,170,456	\$	(41,510)	(0.23)%	
Transfers Out								
TPEG	\$	354,000	\$	318,600	\$	(35,400)	(10.00)%	
TRB Debt Service	\$	1,272,753	\$	1,272,753	\$	-	- %	
HEF - Debt Service	\$	132,463	\$	132,463	\$	-	- %	
HEF - Plant	\$	152,771	\$	152,771	\$	-	- %	
Other	\$	-	\$	-	\$	-	- %	
Total Transfers Out	\$	1,911,987	\$	1,876,587	\$	(35,400)	(1.85)%	
Total Budgeted Expenditures & Transfers Out	\$	20,123,953	\$	20,047,043	\$	(76,910)	(0.38)%	

Lamar State College-Port Arthur

Table A 2
Educational and General Funds
Budget Adjustments (as of August 31)

NOTE	ITEM DESCRIPTION	AMOUNT CHANGED	EXPLANATION
(1)	Institutional Support	\$ 240,280	Reclassification to a reserve account from other departmental budgets due to budget reductions.

Lamar State College-Port Arthur

Table B 2
Designated Funds
Budget Adjustments (as of August 31)

	FY 2020		FY 2020		Variance		Note	
	APPROVED BUDGET		ADJUSTED BUDGET		DOLLAR	PERCENT		
Instruction Support	\$	657,712	\$	470,573	\$	(187,139)	(28.45)%	
Research / Organized Research	\$	-	\$	-	\$	-	- %	
Public Service	\$	-	\$	-	\$	-	- %	
Academic Support	\$	1,167,900	\$	773,905	\$	(393,995)	(33.74)%	1
Student Support	\$	119,677	\$	94,079	\$	(25,598)	(21.39)%	
Institutional Support	\$	1,623,966	\$	1,923,131	\$	299,165	18.42 %	2
Plant Support	\$	182,300	\$	182,300	\$	-	- %	
Scholarships & Fellowships	\$	371,891	\$	371,891	\$	-	- %	
Total Expenditures	\$	4,123,446	\$	3,815,879	\$	(307,567)	(7.46)%	
Transfers Out								
System Assessment	\$	203,000	\$	203,000	\$	-	- %	
Debt Service	\$	25,000	\$	25,000	\$	-	- %	
E&G	\$	-	\$	-	\$	-	- %	
Auxiliary	\$	267,978	\$	267,978	\$	-	- %	
Other	\$	-	\$	-	\$	-	- %	
Total Transfers Out	\$	495,978	\$	495,978	\$	-	- %	
Total Budgeted Expenditures & Transfers Out	\$	4,619,424	\$	4,311,857	\$	(307,567)	(6.66)%	

Lamar State College-Port Arthur

**Table B 2
Designated Funds
Budget Adjustments (as of August 31)**

NOTE	ITEM DESCRIPTION	AMOUNT CHANGED	EXPLANATION
(1)	Academic Support	\$ (393,995)	Budget Reductions due to COVID-19 and Projected legislative cuts.
(2)	Insttitonal Support	\$ 299,165	Reclassification to a reserve account from other departmental budgets due to budget reductions.

Lamar State College-Port Arthur

Table C 2
Auxiliary Funds
Budget Adjustments (as of August 31)

	FY 2020		FY 2020		Variance		Note
	APPROVED BUDGET	ADJUSTED BUDGET	DOLLAR	PERCENT	DOLLAR	PERCENT	
Athletic Fee	\$ 650,171	\$ 622,117	\$ (28,054)	(4.31)%			
Medical Service Fee	\$ -	\$ -	-	-			
Student Service Fee	\$ 833,680	\$ 723,044	\$ (110,636)	(13.27)%			
Recreational Sport Fee	\$ 84,744	\$ 84,630	\$ (114)	(0.13)%			
Student Center Fee	\$ 52,870	\$ 157,663	\$ 104,793	198.21 %			
Student Bus Fee	\$ -	\$ -	-	-			
ID Card Fee	\$ 4,500	\$ 4,500	-	-			
Total Fee Based Expenditures	\$ 1,625,965	\$ 1,591,954	\$ (34,011)	(2.09)%			
Housing	\$ -	\$ -	-	-			
Dining	\$ -	\$ -	-	-			
Parking	\$ 11,500	\$ 62,500	\$ 51,000	443.48 %			
Athletics	\$ -	\$ -	-	-			
Bookstore	\$ 62,981	\$ 62,981	-	-			
Other	\$ -	\$ -	-	-			
Total Sales & Services Based Expenditures	\$ 74,481	\$ 125,481	\$ 51,000	68.47 %			
Transfers Out							
Debt Service							
Medical Service	\$ -	\$ -	-	-			
Athletics	\$ -	\$ -	-	-			
Student Center	\$ -	\$ -	-	-			
Student Service	\$ -	\$ -	-	-			
Housing	\$ -	\$ -	-	-			
Dining	\$ -	\$ -	-	-			
Parking and Public Safety	\$ -	\$ -	-	-			
Recreational Sports	\$ -	\$ -	-	-			
Other	\$ -	\$ -	-	-			
Real Estate Rental	\$ -	\$ -	-	-			
Vending	\$ -	\$ -	-	-			
Designated Funds	\$ -	\$ -	-	-			
Other	\$ 63,865	\$ 63,865	-	-			
Total Transfers Out	\$ 63,865	\$ 63,865	\$ -	- %			
Total Budgeted Expenditures & Transfers Out	\$ 1,764,311	\$ 1,781,300	\$ 16,989	0.96 %			

Lamar Institute of Technology

Table A 2
Educational and General Funds
Budget Adjustments (as of August 31)

	FY 2020		FY 2020		Variance		Note
	APPROVED BUDGET		ADJUSTED BUDGET		DOLLAR	PERCENT	
Instruction Support	\$	13,371,924	\$	13,371,924	\$	-	- %
Research / Organized Research	\$	-	\$	-	\$	-	- %
Public Service	\$	50,074	\$	50,074	\$	-	- %
Academic Support	\$	758,663	\$	758,663	\$	-	- %
Student Service Support	\$	1,171,935	\$	1,171,935	\$	-	- %
Institutional Support	\$	2,982,049	\$	2,982,049	\$	-	- %
Plant Support	\$	642,953	\$	642,953	\$	-	- %
Scholarships & Fellowships	\$	-	\$	-	\$	-	- %
Total Expenditures	\$	18,977,598	\$	18,977,598	\$	-	- %
Transfers Out							
TPEG	\$	387,272	\$	387,272	\$	-	- %
TRB Debt Service	\$	1,333,692	\$	1,333,692	\$	-	- %
HEF - Debt Service	\$	-	\$	-	\$	-	- %
HEF - Plant	\$	1,895,984	\$	1,895,984	\$	-	- %
Other	\$	-	\$	-	\$	-	- %
Total Transfers Out	\$	3,616,948	\$	3,616,948	\$	-	- %
Total Budgeted Expenditures & Transfers Out	\$	22,594,546	\$	22,594,546	\$	-	- %

Lamar Institute of Technology

Table B 2
Designated Funds
Budget Adjustments (as of August 31)

	FY 2020		FY 2020		Variance		Note
	APPROVED BUDGET		ADJUSTED BUDGET		DOLLAR	PERCENT	
Instruction Support	\$	773,959	\$	773,959	\$	-	- %
Research / Organized Research	\$	-	\$	-	\$	-	- %
Public Service	\$	60,092	\$	60,092	\$	-	- %
Academic Support	\$	221,097	\$	221,097	\$	-	- %
Student Support	\$	96,220	\$	96,220	\$	-	- %
Institutional Support	\$	3,556,852	\$	3,556,852	\$	-	- %
Plant Support	\$	769,268	\$	769,268	\$	-	- %
Scholarships & Fellowships	\$	-	\$	-	\$	-	- %
Total Expenditures	\$	5,477,488	\$	5,477,488	\$	-	- %
Transfers Out							
System Assessment	\$	421,227	\$	421,227	\$	-	- %
Debt Service	\$	-	\$	-	\$	-	- %
E&G	\$	-	\$	-	\$	-	- %
Auxiliary	\$	-	\$	-	\$	-	- %
Other	\$	207,114	\$	207,114	\$	-	- %
Total Transfers Out	\$	628,341	\$	628,341	\$	-	- %
Total Budgeted Expenditures & Transfers Out	\$	6,105,829	\$	6,105,829	\$	-	- %

Lamar Institute of Technology

Table C 2
Auxiliary Funds
Budget Adjustments (as of August 31)

	FY 2020		Variance		Note
	APPROVED BUDGET	ADJUSTED BUDGET	DOLLAR	PERCENT	
Athletic Fee	\$ -	\$ -	\$ -	- %	
Medical Service Fee	\$ 203,802	\$ 203,802	\$ -	- %	
Student Service Fee	\$ 266,130	\$ 266,130	\$ -	- %	
Recreational Sport Fee	\$ 418,401	\$ 418,401	\$ -	- %	
Student Center Fee	\$ 178,475	\$ 178,475	\$ -	- %	
Student Bus Fee	\$ -	\$ -	\$ -	- %	
ID Card Fee	\$ -	\$ -	\$ -	- %	
Total Fee Based Expenditures	\$ 1,066,808	\$ 1,066,808	\$ -	- %	
Housing	\$ -	\$ -	\$ -	- %	
Dining	\$ 12,000	\$ 12,000	\$ -	- %	
Parking	\$ 87,047	\$ 87,047	\$ -	- %	
Athletics	\$ -	\$ -	\$ -	- %	
Bookstore	\$ -	\$ -	\$ -	- %	
Other	\$ 22,701	\$ 22,701	\$ -	- %	
Total Sales & Services Based Expenditures	\$ 121,748	\$ 121,748	\$ -	- %	
Transfers Out					
Debt Service					
Medical Service	\$ -	\$ -	\$ -	- %	
Athletics	\$ -	\$ -	\$ -	- %	
Student Center	\$ -	\$ -	\$ -	- %	
Student Service	\$ -	\$ -	\$ -	- %	
Housing	\$ -	\$ -	\$ -	- %	
Dining	\$ -	\$ -	\$ -	- %	
Parking and Public Safety	\$ -	\$ -	\$ -	- %	
Recreational Sports	\$ -	\$ -	\$ -	- %	
Other	\$ -	\$ -	\$ -	- %	
Real Estate Rental	\$ -	\$ -	\$ -	- %	
Vending	\$ -	\$ -	\$ -	- %	
Designated Funds	\$ -	\$ -	\$ -	- %	
Other	\$ -	\$ -	\$ -	- %	
Total Transfers Out	\$ -	\$ -	\$ -	- %	
Total Budgeted Expenditures & Transfers Out	\$ 1,188,556	\$ 1,188,556	\$ -	- %	

System Administration

Table A 2
Educational and General Funds
Budget Adjustments (as of August 31)

	FY 2020		FY 2020		Variance		Note
	APPROVED BUDGET		ADJUSTED BUDGET		DOLLAR	PERCENT	
Instruction Support	\$	-	\$	-	\$	-	- %
Research / Organized Research	\$	-	\$	-	\$	-	- %
Public Service	\$	-	\$	-	\$	-	- %
Academic Support	\$	-	\$	-	\$	-	- %
Student Service Support	\$	-	\$	-	\$	-	- %
Institutional Support	\$	13,118,267	\$	13,118,267	\$	-	- %
Plant Support	\$	-	\$	-	\$	-	- %
Scholarships & Fellowships	\$	-	\$	-	\$	-	- %
Total Expenditures	\$	13,118,267	\$	13,118,267	\$	-	- %
Transfers Out							
TPEG	\$	-	\$	-	\$	-	- %
TRB Debt Service	\$	-	\$	-	\$	-	- %
HEF - Debt Service	\$	-	\$	-	\$	-	- %
HEF - Plant	\$	-	\$	-	\$	-	- %
Other	\$	1,013,578	\$	1,013,578	\$	-	- %
Total Transfers Out	\$	1,013,578	\$	1,013,578	\$	-	- %
Total Budgeted Expenditures & Transfers Out	\$	14,131,845	\$	14,131,845	\$	-	- %

Lamar University Foundation, Inc.
Annual Report to the Board of Regents

PURPOSE

The Lamar University Foundation is a non-profit corporation formed for exclusively charitable, educational, and scientific purposes. The Foundation is organized and operated to receive, hold, invest, reinvest and administer assets solely for the benefit of Lamar University. Under the control and direction of the Board of Trustees, the Foundation oversees the management and expenditure of funds for the purposes of assisting the University in obtaining and maintaining the best faculty, staff and students, and for the establishment and maintenance of facilities and laboratories to be used by the University; and for the advancement of research and other literary and scientific undertakings. The Foundation accepts donations, gifts and grants of money and property. The Lamar University Foundation manages the investments and serves as trustee of the endowment funds and other private assets contributed for the benefit of Lamar University.

OFFICERS

J. Mark Smith, Chairman of the Board
Elaine Henry, Vice Chairman of the Board
J. Pat Parsons, Treasurer
Sandra F. Clark, Secretary

TRUSTEES

Michael L. Burrow	Mike Jenkins	Lori Ryerkerk
Nicholas Carter	Robert Jones	Don Shaver
Rena Clark	Carmen Jordan	Michele Smith
Jerry Dearing	Clayton Lau	Henry Strait
Vernon Durden	Catherine Long	Mike Turner
Phillip E. Fuller	Becky Mason	Joe Vernon
Terry Garth	Larry Norwood	Joe Williams
Ann Die Hasselmo	Ellen Rienstra	Herman Wilson, Jr.
Gisela Houseman	Michael Roebuck, Sr.	

HONORARY TRUSTEES

Bill Mitchell
Joseph Turco

FINANCIAL INFORMATION AS OF AUGUST 31, 2020

Assets: \$104,596.587
Income/Contributions: 17,632,679
Expenditures: 7,092,665

**ANNUAL
FINANCIAL
REPORT**

for the period ended August 31, 2020

SAM HOUSTON UNIVERSITY FOUNDATION
Huntsville, Texas

**UNAUDITED
ANNUAL FINANCIAL REPORT**

TABLE OF CONTENTS

	Page
Organizational Data.....	3
Unaudited Financial Statements	
Statement of Financial Position.....	4
Statement of Revenues, Expenditures, and Changes in Fund Net Position.....	5
Schedule of Endowments.....	6

DRAFT

**UNAUDITED
ANNUAL FINANCIAL REPORT**

**BOARD OF TRUSTEES
SAM HOUSTON UNIVERSITY FOUNDATION**

August 31, 2020

OFFICERS

Tommy Metcalf
Preston Johnson
Robert Hutson
Ferne Frosch

President
Vice President
Treasurer
Secretary

TRUSTEES

Charles E. Amato
Robert L. Bruner
Richard Hartley
Russell Molina

William P. Thomas
Gary L. Whitlock
Erin Steele

Sam Houston University Foundation
Statement of Financial Position
As of August 31, 2020

<u>Cash & Cash Equivalents</u>	<u>FY 2020</u>	<u>FY2019</u>
Cash - 1st Rate Account FNB	\$ 248,860.04	\$ 195,333.86
Money Market - Invesco	1,591.69	1,554.75
<u>Investments</u>		
TD Ameritrade	1,812,100.35	2,379,637.49
SHSU Investment Pool	1,819,835.39	1,735,714.60
<u>Investments - Partnerships</u>		
Enterprise Prods Partners L Com	42,144.00	68,424.00
Kinder Morgan Energy Partnerut LTD Partner	27,570.90	40,438.65
<u>SHSU Agency Accounts</u>	98,252.91	144,590.57
<u>Receivables</u>		
Short-Term - Video Scoreboard	250,000.00	200,000.00
Long-Term - Video Scoreboard	297,003.30	397,003.30
Receivable from SHSU Foundation	34,714.29	-
<u>Mineral Rights</u>		
Foster Property - Walker County	1.00	1.00
Adams/Lundy Property - Houston County	1.00	1.00
Gibbs Ranch - Walker County	1.00	1.00
Total Assets	<u><u>\$ 4,632,075.87</u></u>	<u><u>\$ 5,162,700.22</u></u>
<u>Liabilities</u>		
Short- Term Payable - Video Scoreboard	\$ 250,000.00	\$ 200,000.00
Long-Term Payable - Video Scoreboard	300,000.00	400,000.00
Total Liabilities	<u><u>\$ 550,000.00</u></u>	<u><u>\$ 600,000.00</u></u>
<u>Net Assets</u>		
Restricted (Endowments)	\$ 3,292,409.28	\$ 3,760,610.17
Unrestricted	789,666.59	802,090.05
Total Net Assets	<u><u>\$ 4,082,075.87</u></u>	<u><u>\$ 4,562,700.22</u></u>
Total Liabilities & Net Assets	<u><u>\$ 4,632,075.87</u></u>	<u><u>\$ 5,162,700.22</u></u>

Sam Houston University Foundation
Statement of Activities
For the Fiscal Year Ended August 31, 2020

<u>Revenue</u>	<u>FY 2020</u>	<u>FY 2019</u>
Interest Income	\$ 1,821.06	\$ 20,664.41
Dividends	109,307.70	96,117.35
Miscellaneous Income	109,644.24	4,188.00
Oil & Gas Royalties - Warrior (Adams/Lundy)	2,576.71	2,856.88
SHSU Support Revenue	-	90,000.00
Endowment Gifts	15,100.00	35,000.00
Gift in Kind	-	25,264.00
Other Gifts	206,869.74	343,703.68
Unrealized Gain (Loss) Unrestricted	(19,827.16)	(27,590.18)
Unrealized Gain (Loss) Restricted	(590,691.75)	219,249.90
Realized Gain (Loss)	-	21,421.20
SHSU Agency Interest Income	-	479.32
Total Revenue	\$ (165,199.46)	\$ 831,354.56
<u>Expenditures</u>		
Operations	\$ -	\$ 10,000.00
Taxes	1,171.00	1,390.11
FNB Trust Fee	12,548.91	3,451.26
SHSU Scholarship Support	219,924.24	150,110.78
SHSU Program Support	57,713.74	91,716.00
SHSU Athletic Support	5,000.00	-
President's Circle	19,067.00	25,348.54
Total Expenditures	\$ 315,424.89	\$ 282,016.69
Net Income (Deficit)	\$ (480,624.35)	\$ 549,337.87
Net Assets at beginning of year	\$ 4,562,700.22	\$ 4,013,362.35
Net Assets at beginning of year, Restated	\$ 4,562,700.22	\$ 4,013,362.35
Net Assets at end of year	\$ 4,082,075.87	\$ 4,562,700.22

Sam Houston University Foundation
Schedule of Endowments
As of August 31, 2020

Endowment Name	September 1, 2019		Withdrawals	Reinvested Income	Unrealized Gain (Loss)	August 31, 2020 Ending Balance
	Beginning Balance	FY 2020 Gifts				
Smith- Hutson Scholarship Quasi Endowment	\$ 2,379,637.49		\$ -	\$ 107,390.86	\$ (674,928.00)	\$ 1,812,100.35
Nancy Lundgren Hoyt Memorial Scholarship Endowment	93,365.04		-	-	5,633.46	98,998.50
N. Reed Clark Memorial Scholarship Endowment	135,261.56		-	-	8,161.41	143,422.98
John Gayle Winkelmann Scholarship Endowment	28,587.24		-	-	1,724.90	30,312.14
B.F. Slayton Scholarship Endowment	22,983.35		-	-	1,386.77	24,370.12
Robert L. and Ruverna F. Dunning Scholarship Endowment	23,081.00		-	-	1,392.66	24,473.66
Sharon A. Lynch Graduate Fellowship Endowment	18,884.65	100.00	-	-	1,145.50	20,130.15
Dr. Tracy L. Steele History Scholarship Endowment	32,176.68		-	-	1,941.48	34,118.16
Ethel Nicholson Scholarship in Memory of James D. Bozeman, Jr. Endowment	153,348.09		-	-	9,252.72	162,600.81
Sue Walker Rogers Nursing Scholarship Endowment	91,933.36		-	-	5,547.08	97,480.44
Jeff Rohde Memorial Scholarship Endowment	117,752.56		-	-	7,104.96	124,857.51
Nancy L. and Michael J. Czerwinski Dream With Me Scholarship Endowment	28,865.75		-	-	1,741.70	30,607.46
Emmett Solomon Internship Scholarship Endowment	27,249.95		-	-	1,644.21	28,894.16
Gordon Brown Scholarship Endowment	25,092.27		-	-	1,514.02	26,606.29
Kenneth Wren Memorial Scholarship Endowment	73,833.02		-	-	4,454.94	78,287.96
Dr. Herb and Laura Schumann Ag Education Scholarship Endowment	74,692.03	10,000.00	-	-	5,110.15	89,802.18
David W. Crews Criminal Justice Scholarship Endowment	32,756.30		-	-	1,976.45	34,732.75
A.J. and Lynn Amato College of Business Administration Scholarship Endowment	49,465.59		-	-	2,984.66	52,450.24
Jo R Wilson Williams Scholarship Endowment	24,732.79		-	-	1,492.33	26,225.12
Oscar Lee "Corky" Thorne, Jr. Scholarship Endowment	24,732.79		-	-	1,492.33	26,225.12
Oscar Lee Thorne, Sr. Scholarship Endowment	24,732.79		-	-	1,492.33	26,225.12
Alvin Lockhart Bass Trombone Memorial Scholarship Endowment	24,732.79		-	-	1,492.33	26,225.12
Ram Lal Seekri Scholarship Endowment	24,732.79		-	-	1,492.33	26,225.12
Dana Steigerwald Accounting Scholarship Endowment	199,021.95		-	-	12,008.59	211,030.54
Tom and Patsy Freeman President's Discretionary Endowment	24,131.95		-	-	1,456.07	25,588.02
William (Al) and Elizabeth Rampmeier Endowed Scholarship	4,826.39	5,000.00	-	-	592.90	10,419.30
	3,760,610.17	15,100.00	-	107,390.86	(590,691.75)	3,292,409.28

Sul Ross State University
Friends of the
Center for Big Bend Studies

Annual Foundation Report to the Board of Regents
As of August 31, 2020

Purpose of the Organization:

The Sul Ross State University Friends of the Center for Big Bend Studies Foundation is a non-profit corporation created in September 2003 exclusively for charitable, educational, and scientific purposes in support of Sul Ross State University's Center for Big Bend Studies (CBBS). These purposes include but are not limited to: a) raising funds to support the mission and programs of the Center including research, fieldwork and reporting on archeological studies of the Big Bend Region of Texas; b) promoting the Center for Big Bend Studies as it fosters interdisciplinary scholarship of the diverse prehistoric, historic and modern cultures of the borderlands region of the United States and Mexico; c) providing funds in support of the operations of the Center as well as special projects of the Center; d) assisting the Center in other endeavors as the Board may deem appropriate.

Board of Directors:

J. Travis Roberts, Jr., President
G.E. (Pete) Peterson, Vice President
Linda Duncan, Secretary
Homer Mills, Treasurer
David Cockrum
Manuel Ramos Medina
Ike Roberts
Martha Vera
One Vacant Seat

Financial Information as of August 31, 2020:

Assets	\$ 404,457.31
Revenue	\$ 412,840.27
Expenditures	\$ 535,000.00

Summary of Activities:

The Sul Ross State University Friends of the Center for Big Bend Studies Foundation was incorporated in September 2003. The TSUS Board of Regents approved the Board of Directors at its August 2004 meeting and the Directors held their organizational meeting on September 8, 2004. Until 2020, biannual meetings have been regularly held each year in September/November and March. The last meeting was held on October 18, 2019, with the 2020 spring and fall meetings postponed due to Covid-19 precautions. Since its inception, the organization's activities have been primarily fundraising to support the mission and programs of the SRSU Center for Big Bend Studies (CBBS).

All expenditures noted above were made to provide funds in support of the Trans Pecos Archeological Program (TAP) of the Center for Big Bend Studies, a research program designed to investigate all periods of human presence in the Trans-Pecos and northern Mexico regions and disseminate findings. A small administrative fee is paid to Sul Ross State University annually for managing all related transactions. The Friends organization has been instrumental in helping the Center raise funds to replace reduced appropriations and to support new

initiatives. The Foundation's assets have remained stable.

CBBS continues to seek funding from various sources for operational expenses, past projects conducted as part of the Trans-Pecos Archaeological Program (TAP), but is focusing on new research initiatives. CBBS staff has also registered with SAM.gov/Grants.gov as a first step in applying for federal grants, such as the recent NEH grant for Archaeological and Ethnographic Field Research Program grant for \$150,000 over three years. The Center also submitted a grant proposal for \$200,000 to the Brown Foundation and another \$20,000 grant proposal to a family foundation to cover the costs of building K-12 curriculum with Project Archaeology. That project would be focused on the La Junta de los Rios villages, where we envision early community engagement through education will lead to a long-term appreciation and stewardship for the very robust pre-Colombian and pre-Spanish history of the region. Additionally, staff are researching other grant related opportunities that align with the Center's current and future needs.

The Center has drafted an Archaeological Site Conservation Program and the Texas Big Bend Archaeological Initiative to review with its board and advisory committee soon after campus reopens from Covid-19 precautions. The Texas Big Bend Archaeological Initiative envisions a 5-year plan for the evolution of the current TAP program; identifying focused initiatives, support opportunities, estimated time frames and costs. The Archaeological Site Conservation Program is the foundation of this initiative; expanding our relationships and providing protocols for private landowners who are interested in documenting, preserving and learning more about the archaeological sites on their land.

The Center remains actively engaged in archaeological research on several private ranches, the most recent was in conjunction with a team from the University of Kansas carried out at San Esteban Rock shelter on the Bar Triangle Ranch. In July, the two teams also completed the excavation of the the Genevieve Lykes Duncan site (the oldest set of earth ovens in North America) on the O2 Ranch this completed a decade long excavation and new results will develop a climate model from soil isotopes that will span the 13,000 years of human occupation in the region.

The CBBS also worked to complete our massive 1,200+ page report on the long-term archaeological survey of Big Bend National Park. Center staff are working on volume 31 of the Journal of Big Bend Studies. Several in-house articles and outside manuscripts are under consideration for publication with leading anthropological journals; and a published book chapter in an edited volume was published by the University of Colorado Press in June with CBBS staff contributions. Two additional manuscripts are under review for in-house publication one on past work by an early researcher in the region, J. Charles Kelley, along Mexico's Río Conchos, the other on the fieldwork conducted in the late 1990s by CBBS staff on Elephant Mountain Wildlife Management Area.

CBBS engaged an independent contractor to redesign its website, with hopes to eventually integrate Raisers Edge, the software used by the SRSU Development office, to collect constituent and member information. Once that is in place, CBBS plans to use Raisers Edge to communicate to constituents more effectively and regularly, according to their selected interests. The Center is beginning to overhaul the anthropology minor with the goal of building it towards a major that will draw students with the new cutting edge research programs we are developing.

Sul Ross State University Support Organization
Annual Foundation Report to the Board of Regents
As of August 31, 2020

Purpose of the Organization:

The Sul Ross State University Support Organization is a non-profit corporation created in September 2003 exclusively for charitable, educational and scientific purposes in support of Sul Ross State University's programs and activities. These purposes include but are not limited to: a) raising funds to support the mission and programs of Sul Ross State University; b) promoting Sul Ross State University as it fosters and enhances higher education opportunities in its service region; c) providing funds in support of the operations, projects and programs of Sul Ross State University; d) assisting Sul Ross State University in any other endeavors as the Board may deem appropriate.

Board of Directors:

Pete Peterson, Chair
Jed Becker, Vice President
Bethany Brookover
George Johnson
David Pohl
Rick Stephens
Stacey Wood
Vacancy 1
Vacancy 2

Financial Information as of August 31, 2020:

Assets:	\$10,711,981.58
Income FY20:	\$6,343,471.84
Expenditures FY20:	\$252,174.24

Summary of Activities:

The Sul Ross State University Support Organization Foundation was incorporated in September 2003. The TSUS Board of Regents approved the Board of Directors at its August 2004 meeting and the Directors held their organizational meeting on November 1, 2004. The Board's most recent meeting was September 18th, 2020. The organization's activities have been directed primarily at fundraising to support the mission and programs of the University. Luther King was selected as the new financial management firm for the foundation assets. The Foundation assets continue to grow. Currently, these assets support programs of the Borderlands Research Institute, the Dixon-Josey endowment, and other operating funds. The board is an active group and an asset as we continue to develop and enhance our fundraising campaigns.



**FY2020 Annual Report to the Board of Regents
Texas State University System**

The Emmett and Miriam McCoy College of Business Administration Development Foundation (Foundation) is approved by the IRS as an independent 501c.3 nonprofit corporation that serves exclusively for the benefit of the McCoy College of Business Administration (College). By Regental agreement, the Foundation is the primary recipient and fiscal manager of major gifts to the McCoy College.

During fiscal year ending August 31, 2020, the McCoy College of Business Foundation remitted to the University \$1,059,600 for the support of the McCoy College in the form of scholarships and fellowships as well as student, faculty, program, and research support.

The Foundation currently manages 121 endowments with a fair market value totaling \$ 50,727,926.69.

The Foundation Board of Directors met quarterly during FY2020 to discuss and oversee the activities of the Foundation. The Foundation pays for its share of operating expenses (including staff salaries, accounting, supplies, and auditing) which totaled less than 0.5 percent of assets of the Foundation. Fees for investment management were approximately 0.9 percent of assets.

Atchley and Associates, LLP audited the Foundation's statement of financial position as of August 31, 2019. It was determined that the results of the Foundation's operations, changes in net assets, and cash flow for the year ended conformed to generally accepted accounting principles.

The Foundation Directors for the fiscal year ending August 31, 2019, were:

Mr. Brian F. McCoy, President, San Marcos, TX
Mr. Pat Oles, Vice President, Austin, TX
Dr. William T. Chittenden, Secretary, Seguin, TX
Dr. Ann L. Watkins, Treasurer, New Braunfels, TX
Mr. T. Paul Bulmahn, Director, Ocala, FL
Mr. Matt Edgar, Director, Cypress, TX
Mr. Scott Emerson, Director, Wayne, PA
Mrs. Miriam M. McCoy, Director, San Marcos, TX
Dr. Denise T. Smart, McCoy College Dean and Director, San Marcos, TX
Dr. Denise M. Trauth, University President and Director, San Marcos, TX
Mr. W. Kent Hamilton, Executive Director, New Braunfels, TX

Texas State University Alumni Association
Annual Report to the Board of Regents

Purpose:

The Texas State Alumni Association's vision is to connect Bobcats to serve, strengthen, support and celebrate Texas State University by creating a community of alumni, students and friends with a commitment to invest in the future of Texas State. The Association conducts programs and activities to create student engagement, heighten alumni affinity and connections, develop alumni leaders and increase overall philanthropic support for Texas State.

Membership:

Membership in the Texas State Alumni Association is open to all graduates of the University, former students, friends, parents and current students, as of 2019 (FY19) there were 4,414 members. In October 2019, the Alumni Association officially ended annual memberships. Current Forever Bobcats life membership as of FY20 total 2,610 living alumni, compared to 1,227 at the conclusion of FY19. The Alumni Association is a 501(C)3 governed by a volunteer Board of Directors and operates as a non-profit corporation organized under the Texas Non-Profit Corporation Act with a memorandum of understanding with Texas State University whereby the University recognizes the Association as the principal organization charged with responsibility for alumni relations.

Board of Directors Executive Committee:

- President – Cindy Williams, New Braunfels
- First Vice President – Debby McCullough, Austin
- Second Vice President – Tracy Parker, San Marcos
- Chief Finance Office – Jonathan Nelson, Dallas
- Immediate Past President – Ernie Dominguez, Del Valle
- Interim Executive Director – Cesquinn M. Curtis, Austin

Financial Report:

The efforts and funds of the Texas State University Alumni Association are dedicated to Texas State University, and are used to provide student scholarships, campus support and alumni engagement activities.

During the University's FY20, (as of August 31, 2020), the Association awarded \$74,700 in student scholarships.

As of August 31, 2020, Texas State University held \$224,878 in deposits on behalf of the Association, including \$151,976 in Agency funds. Agency funds are assets not owned by the University, but held in custodianship, to be used or withdrawn by depositors at will. Agency fund resources, including those of the Association, are reflected in the University's financial records as cash and cash equivalents with a corresponding liability to the depositing organizations.

Current Assets

Cash and Cash Equivalents - Off Campus	\$ 50,126
Cash and Cash Equivalents - Held by University	<u>\$ 224,878</u>
Total Current Assets	\$ 275,004

Investments

Certificate of Deposit	\$ 100,000
Marketable Equities	\$ 998,593
Marketable Debt Securities	<u>\$ 1,080,570</u>
Total Investments	\$ 2,179,163

Total Net Assets **\$ 2,454,167**

**The investment policy established by the Alumni Association Board of Directors dictates that fifty percent of the endowment is to be invested in fixed income and fifty percent is to be invested in conservative equities. Investment decisions and purchases are handled by Frost Bank Trust Department, San Antonio, Texas.

Texas State University Development Foundation

Annual Report to the Board of Regents

Purpose:

The Texas State University Development Foundation is formed exclusively for educational and research purposes to manage endowment funds designated for the sole purpose of Texas State University.

Board of Trustees:

The trustees for the fiscal year ending June 30, 2020, were:

Fred Weber, Jr., Chair	Gloria Campos Brown, Vice Chair	
Jesse Ancira, Jr., Treasurer	Elizabeth Tuttle, Secretary	Robert Bardwell, II
Virginia Barlow	Jamie Barshop	Jason Bradshaw
Nora Castaneda	Ronnye Cowell	Robert Derrick, Jr.
Jodi Edgar	Richard Florez	Christopher Garcia
Richard Garcia	Federico Gorbea Quintero	Will Gray, II
Hugo Gutierrez	Larry Herwig	Zach Howard
Scott Irvine	Stephen Ison	Rodney Keller, Jr.
Kevin Koch	Vilma Luna	Christopher Mitchell
Jerry Morgan	Jeff Novak	Paul Phillips
Ann Roberts	Ernesto Silva	Don Stricklin
Joey Trevino	Andrae Turner	Gerardo Villegas
Mitchell Ward	Eric Weaver	Bradley Westmoreland

Financial Information:

During the fiscal year ending June 30, 2020, the Texas State University Development Foundation remitted to the University \$2,136,220 for student scholarships and \$2,492,259 for other support. Contributions to the Foundation are endowment gifts of \$2,955,724 and non-endowed restricted gifts of \$2,122,390. The Foundation's ending net assets as of June 30, 2020, are \$95,814,339.

Atchley & Associates, LLP Certified Public Accountants, audited the statement of financial position as of June 30, 2019. It was determined that the results of the Foundation's operations and changes in net assets, and its cash flow for the year ended June 30, 2019, conformed with generally accepted accounting principles.

Summary of Activities:

The Foundation manages 562 endowments, 25 quasi-endowments, 53 non-endowment accounts, and 12 annuities. Within the Foundation's endowments, 31 have fair market values less than \$10,000; 79 of the endowments have fair market values in excess of \$10,000 but less than \$25,000; 303 of the endowments have fair market values in excess of \$25,000 but less than \$100,000; and there are 149 endowments with fair market values in excess of \$100,000.

**Texas State University Research Foundation
Annual Report to the Board of Regents
Fall 2020**

Purpose:

The Texas State University Research Foundation is organized and operated exclusively for charitable, scientific, and educational purposes under Internal Revenue Code §501(c)(3). The Foundation will facilitate acquiring sponsored research funds from public and private sources and manage such funds if requested to do so by the university, solicit donations to support activities of the Foundation, pursue appropriate legal protection for proprietary technologies developed through university research, hold and manage real and intellectual property assets on behalf of the university, and promote commercialization of research products and transfer of university technologies to appropriate partners for further development and commercialization.

Membership:

Board of Directors

Dr. Gene Bourgeois, Chair

Dr. Walter Horton, Executive Director

Mr. John Schott, Community Member

Financial Report:

The Annual Financial Report for the fiscal year ended February 29, 2020, reflected revenues and expenses of \$44,830.72, respectively.

Summary of Proposal Activity:

The following proposals were submitted through the Texas State Research Foundation during the period of September 1, 2019, through August 31, 2020, and categorized by their current funding status as of September 1, 2020.

Funded Proposals:

- Dr. Kathryn Smith in St. David's School of Nursing was awarded \$5,000 by the CVS Health Foundation for a proposal entitled "CVS Health Foundation Scholarship."

Pending Proposals:

- Dr. Joni Mettler in the Department of Health and Human Performance submitted a proposal to the United Way of Hays County for \$9,000 entitled "Screening and Prevention of Sarcopenia with Promotion of Healthy Lifestyle in Middle-aged and Older Adults."
- Dr. Kent Griffin in the Department of Health and Human Performance submitted a proposal to the United Way of Hays County for \$5,000 entitled "The Impact of the Spring Lake Outdoor Education Project (SLOEP)."
- Dr. Ting Liu in the Department of Health and Human Performance submitted a proposal to the United Way of Hays County for \$10,000 entitled "Texas State Autism Summer Camp."

- Dr. Catherine Jaffe in the Department of World Languages and Literatures submitted a proposal to the BBVA Foundation for \$5,000 entitled “Scholarships for Spanish Graduate Students: Supporting Access of Underrepresented Groups to Careers in Higher Education.”

**LAMAR INSTITUTE OF TECHNOLOGY FOUNDATION
FY20 Annual Foundation Report to the Board of Regents**

Purpose:

The Lamar Institute of Technology Foundation was established as a nonprofit corporation under the laws of the State of Texas and is organized exclusively for charitable educational purposes within the meaning of Section 501(c)(3) of the Internal Revenue Code and its Regulations. The purposes of the Foundation are: (i) to provide support to Lamar Institute of Technology by soliciting, receiving, and accepting gifts of money and other property—tangible or intangible, real, and personal from the general public, including individuals, corporations, and other entities and sources; (ii) administer, manage, invest, and reinvest such money and property; (iii) apply and expend the income and proceeds thereof for such purposes, all to or for the benefit of the Lamar Institute of Technology; (iv) employ or retain any bank, trust company, or financial institution to guide the Foundation in the investment and management of its real and personal property.

Board of Directors:

Rod Carroll, <i>President</i>	Daryl Gilbert, Sr.	Raymond Polk
Tim Sudela, <i>Vice President</i>	Judy Honeycutt	Jack Provost
Jerry Vandervoort, <i>Treasurer</i>	Gisela Houseman	Mary Ann Reid
David Thornhill, <i>Secretary</i>	Dennis Isaacs	Jim Rich
Eddie Arnold	Kathleen Jackson	Dean Robinson
Pat Avery	Dr. Joe Keneson	Todd Senters
Slate Babineaux	Jeremy Little	Rickey Simmons
A. B. Bernard	Scott McCauley	Mark Skobel
Dale Boothman	Jean McFaddin	Larry Spears
Nakisha Burns	Barry Mitchael	Herschel Stagner, Jr.
Jason Bussell	Micki Carpenter Platt	Pam Williams
Brandon Hebert	J. Hoke Peacock II	Andy Woods
Ross Garner	Vernon Pierce	
Honorary Board Member	C. A. (Pete) Shelton	

FY20 Financial Information:

Net Assets:	\$6,576,815.74
Income/Contributions:	\$1,354,721.84
Expenditures:	\$ 90,536.17

Summary of Activities:

The Foundation manages sixty endowments. Three of the endowments have fair market values less than \$10,000; twenty-five of the endowments have fair market values in excess of \$10,000; eleven of the endowments have fair market values in excess of \$25,000 and twenty-one of the endowments have fair market values in excess of \$50,000.

The target asset allocation of the Foundation portfolio recommended by the Board of Directors is that ten to fifteen percent is to be invested in cash and equivalents, thirty to fifty percent in fixed incomes, and sixty to seventy-five percent in equities. 0.6 percent was invested in cash and equivalents, 33.5 percent was invested in fixed incomes and 65.9 percent was invested in equities.

LAMAR STATE COLLEGE-ORANGE FOUNDATION, INC.

Lamar State College-Orange Foundation
Annual Foundation Report to the Board of Regents

Purpose:

Lamar State College Orange Foundation, Inc. is a non-profit organization, which was established in December 1983, to support the development and promotion of Lamar State College Orange, its students, faculty, staff, and physical facilities, and to accept donations, gifts, and grants of money and property, to administer the same, and to expend funds upon an educational basis.

Board of Directors:

Courtney Arkeen, Chairman
Gisela Houseman, Vice-Chairman
Shane Johns, Treasurer
Jennifer Burtsfield, Director
Brown Claybar, Director
David Jones, Director

Stephen Lee, Director
Dan Mohon, *Director Emeritus*
Stan Matthews, Director
Mike Shahan, Director
Jack Smith, *Director Emeritus*

Net Assets as of December 31, 2019: \$6,342,517

Summary of Activities:

Scholarship Support:	\$53,000.00
Brown Estate Lawn Care:	\$47,297.50

LAMAR STATE COLLEGE PORT ARTHUR
Port Arthur Higher Education Foundation, Inc.

Purpose of the Organization

The Port Arthur Higher Education Foundation is organized to support the development and promotion of the arts and sciences and programs of Lamar State College Port Arthur, its students, faculty, staff and the people of this area and the State of Texas.

Board of Trustees

A. Morris Albright, Chairman
Floyd Marceaux, Vice Chairman
Edmond Boone, Secretary-Treasurer
Sam Monroe, President
John Comeaux Tonya Moses
Elizabeth Cravens Honorable Carl A. Parker
Leonard Gabriel, Jr. Verna Rutherford
Jeff Hayes George Taylor
Brian McDougal Sheila Umphrey
James W. Moore Bill Worsham

Financial Information as of December 31, 2019

Assets:	\$6,643,157
Income:	\$1,341,128
Expenditures:	\$ 403,302

Summary of Activities

The Port Arthur Higher Education Foundation, Inc. raises and administers funds for the benefit of Lamar State College Port Arthur. Current activities include the administration of endowed scholarships and prompt acquisition of property within the Campus Master Planning area to facilitate the development of the campus facilities.

The organization also administers scholarship funds for the Port Arthur Industrial Group awarded to Port Arthur students attending colleges and universities across the nation. Scholarships and special support for the athletic program and cultural events sponsored by the college were provided by the Foundation. The organization also sponsors community projects on behalf of Lamar State College Port Arthur.

The Texas State University System Foundation, Inc.

Annual Foundation Report to the Board of Regents
As of August 31, 2020

Purpose of the Organization:

The Texas State University System Foundation, Inc., is a public nonprofit corporation that provides private financial support to the System and its member institutions. The Foundation is governed by an independent board of directors and provides funding to support an array of programs across the System including: a) capital projects, scholarships and academic initiatives at TSUS component institutions; b) awards for exceptional faculty, staff and students; c) System-wide scholarship programs; and d) outreach and education programs benefiting the System.

Board of Directors:

Charlie Amato, Chairman
James Gaertner, Ph.D.
Ron L. Mitchell
Rossanna Salazar
William F. Scott
Alan L. Tinsley
Donna N. Williams
Brian McCall, Ph.D. (Ex Officio)

Financial Information as of August 31, 2020:

Net Assets:	\$6,241,285
Income FY20:	\$1,403,878
Expenditures FY20:	\$292,040

Summary of Activities:

The Texas State University System Foundation, Inc., was established by the Board of Regents in 1977. The Foundation's Board of Directors holds regular meetings once per quarter and may occasionally meet telephonically for special called meetings to address time-sensitive items. In addition to approving an annual budget to support certain activities and initiatives of TSUS and its component institutions, the Board of Directors also selects the recipients of Regents' Awards given annually to exceptional faculty, students and staff. The Foundation pays an administrative fee to the System, determined annually, to compensate TSUS for the use of office space, information technology, supplies and staff time.

LAMAR INSTITUTE OF TECHNOLOGY

Limited Review of Information Technology Logical Access, May 2019

Issues, recommendations, and management action plans for this audit are actively being addressed. The details are not presented here due to exemptions allowed for information that relates to computer network security or to the design, operation, or defense of a computer network (Texas Government Code 552.139).

There are seven audit recommendations outstanding from this audit. The status for these items is "In Progress".

Proctored Exams, June 2020

<ul style="list-style-type: none"> Management should consider requesting that the former faculty member provide exact records of fees collected and exam costs remitted to the third-party testing/certification provider and return the excess of funds collected to LIT for refunds to the respective students/payment sources. Management should consider working with TSUS General Counsel in drafting any type of request or demand letter. Management should move the responsibility for collecting any testing fees to LIT's Testing Center. 	<p>Management has met with the OGC and is considering the recommendations from counsel and will make a final determination on an approach.</p> <p>Testing fees are collected at the Cashier's Office.</p> <p>Persons Responsible: Dr. Kerry Mix, Executive Vice President and Provost, and Bonnie Albright Vice President for Finance and Operations Revised Timetable for Completion: December 31, 2020 (was August 31, 2020)</p>	<p>In Progress</p> <p>In Progress</p>
<ul style="list-style-type: none"> Management should move the technology certification exams to LIT's Testing Center. Management should ensure that the required approval letter is posted in the testing location. 	<p>Management will move the technology certification exams to the Testing Center over the summer. This testing is not occurring at this time.</p> <p>Management will ensure that the required approval letter is posted in the Testing Center.</p> <p>Persons Responsible: Dr. Kerry Mix, Executive Vice President and Provost, and Dr. Angela Hill, Dean of Student and Academic Success Revised Timetable for Completion: December 31, 2020 (was August 31, 2020)</p>	<p>In Progress</p> <p>In Progress</p>
<ul style="list-style-type: none"> Management should determine if LIT or the former faculty member is responsible for the technology certification exams currently in possession of the former faculty member. If LIT determines the institution is responsible, then it should arrange to have any exam books returned to LIT. If exam books are returned, LIT management should document the receipt of the exam books to include the location of where the exam books were returned, to whom the 	<p>Management will determine if the technology certification exams in the possession of the former faculty member are the responsibility of LIT and if so, arrange to have them returned to LIT. LIT will document the location, what employee, the date and the number of exams returned.</p>	<p>In Progress</p>

	<p>exam books were returned, the date returned, and the number of exams returned by exam code.</p> <ul style="list-style-type: none"> • Management should determine if existing exam books and photocopies of exam books should be destroyed, returned to the third-party testing/certification provider, or secured in a locked storage space for a pre-determined amount of time. • Management should determine if the third-party testing/certification provider should be made aware that exams were not always secured as required. 	<p>Management will determine if the existing exam books and photocopies of exam books will be destroyed, returned to third-party testing/certification provider or secured in a locked storage space.</p> <p>Management will determine if LIT will contact the third-party testing/certification provider needs to be made aware that the exams were not always secured.</p> <p>Person Responsible: Dr. Kerry Mix, Executive Vice President and Provost, and Dr. Angela Hill, Dean of Student and Academic Success Revised Timetable for Completion: December 31, 2020 (was August 31, 2020)</p>	<p>In Progress</p> <p>In Progress</p>
	<ul style="list-style-type: none"> • Management should consider reviewing the documentation discovered during the review with the spouse who is currently employed and determine appropriate actions to take per policy. • Management should consider reminding all employees about appropriate use of state assets and resources. 	<p>Management has reviewed the documentation discovered during the review with the employee. Management is determining the appropriate personnel actions to take.</p> <p>Management will have HR provide training on the appropriate use of state assets and resources. A form will be completed annually if the employee has outside employment.</p> <p>Person Responsible: Dr. Kerry Mix, Executive Vice President and Provost, and Bonnie Albright, Vice President for Finance and Operations Revised Timetable for Completion: December 31, 2020 (was August 31, 2020)</p>	<p>In Progress</p> <p>In Progress</p>
	<p>Management should implement proper segregation of duties between requisitioning/ordering, receiving, and approving payment for purchases in all areas.</p>	<p>Management has procedures in place for segregation of duties in ordering, receiving and approving payments for purchases with two signatures for requisitions and one area on campus receiving items. Items are to be shipped to one area on campus (Cashier's Office) but not all areas are executing correctly. Employees will be trained on the procedures and a step to have two signatures for payment will be added.</p>	<p>In Progress</p>

		Person Responsible: Bonnie Albright, Vice President for Finance and Operations, and Amanda Retherford, Director of Finance Revised Timetable for Completion: December 31, 2020 (was August 31, 2020)	
--	--	--	--

LAMAR STATE COLLEGE-ORANGE			
No Recommendations Outstanding			

LAMAR STATE COLLEGE-PORT ARTHUR			
No Recommendations Outstanding			

LAMAR UNIVERSITY			
TExES 068 Tutoring Program, January 2018	Management should provide additional education and training to faculty and staff on TSUS and University policies in the following areas: <ul style="list-style-type: none"> • Outside Employment, Dual Employment, and Other Activities • Conflicts of Interests 	Management developed training that was distributed through Blackboard for faculty and staff that included training on outside employment, dual employment, other activities, and conflicts of interests. Persons Responsible: Jeremy Alltop, Vice President for Finance and Operations Revised Timetable for Completion: May 31, 2020 (was September 1, 2019)	Implemented
	Management should provide training to faculty and staff on the policy prohibiting the use of University facilities and equipment for personal gain. Additionally, training should include the differentiation between materials developed as part of normal job duties and materials developed for personal gain and the rules governing these situations.	Management developed training that was distributed through Blackboard for faculty and staff that included the prohibition of using University facilities and equipment for personal gain. Persons Responsible: Jeremy Alltop, Vice President for Finance and Operations Revised Timetable for Completion: May 31, 2020 (was September 1, 2019)	Implemented

<p>Counseling and Special Populations, September 2018</p>	<p>University management should ensure that all hiring policies and procedures are followed when filling open positions. Additionally, offers of employment should not be made for filled positions without the resignation or termination of the existing employee. Management should consider implementing a training program for all employees with hiring responsibilities in order to disseminate information and the proper procedures to follow when filling position</p>	<p>Training related to the hiring process was developed and distributed through Blackboard to those involved in the hiring process.</p> <p>Persons Responsible: Dr. Brenda Nichols, Interim Provost and Vice President for Academic Affairs and Jeremy Alltop, Vice President for Finance and Operations Revised Timetable for Completion: August 31, 2020 (was January 31, 2020)</p>	<p>Implemented</p>
	<p>University management should educate and ensure that faculty and staff follow search committee policies and procedures.</p> <p>University management should review any current relationships that may be in violation of nepotism rules and take corrective actions.</p>	<p>Management developed and distributed training through Blackboard to those individuals with responsibilities within the hiring and search committee processes. Procedures were also developed for this process.</p> <p>Human Resources will ensure that every employee completes Nepotism Policy Compliance Form by December 31, each year.</p> <p>Human Resources will review any current relationships that may be in violation of the institution's Nepotism policy/state law and take corrective actions to ensure compliance with the Nepotism policy/state law.</p> <p>Persons Responsible: Dr. Brenda Nichols, Interim Provost and Vice President for Academic Affairs and Jeremy Alltop, Vice President for Finance and Operations Revised Timetable for Completion: February 28, 2021 (was August 31, 2020 and annually thereafter)</p>	<p>Implemented</p> <p>In Progress</p> <p>In Progress</p>
	<p>University Management should review and update the Policies and Procedures for Academic Searches as appropriate for accuracy and appropriateness to the current environment and ensure that faculty and staff are made aware of updated versions. In addition, this policies and procedures document should contain a "Revisions" page that denotes the changes made, date of change, and approval of overall policy at the time of the change.</p>	<p>Management developed procedures for the hiring process and distributed these as part of training required of those who participate within the hiring process, including search committee members.</p> <p>Persons Responsible: Dr. Brenda Nichols, Interim Provost and Vice President for Academic Affairs and Jeremy Alltop, Vice President for Finance and Operations Revised Timetable for Completion: August 31, 2020 (was December 31, 2019 for draft of Faculty Handbook and was November 30, 2019 for completion of consultation process, training, and adoption of new faculty process)</p>	<p>Implemented</p>
	<p>University Management should develop a process that ensures all stipend payments for online course</p>	<p>Management developed a process to review that all stipend payments for online course development and overloads are paid in accordance with online course stipends.</p>	<p>Implemented</p>

Active Directory, July 2019	<ul style="list-style-type: none"> ➤ Four recommendations: Implemented ➤ Two recommendations: In Progress 		
Joint Admission Medical Program FY 2019 Expenditures, October 2019	<p>Management should review the time of the employee assigned as the JAMP advisor spent on JAMP activities to determine if the salary and benefits allocation of 18.93% charged to the JAMP award is appropriate and make adjustments to this allocation as necessary.</p>	<p>Management reviewed the JAMP/Pre-medical time allocation spread among the Pre-Professional Academic Advisor's other assigned Pre-Health Sciences duties and adjusted accordingly for the salary percentage to be charged to the JAMP program.</p> <p>Person Responsible: Dr. Joe Nordgren, Acting Associate Provost and Cynthia Brown, Director of Finance/Post Award Administration Revised Timetable for Completion: September 30, 2020 (was January 15, 2020)</p>	Implemented

SAM HOUSTON STATE UNIVERSITY	
Data Center Environment and Physical Security, December 2017	<p>Issues, recommendations, and management action plans for this audit are actively being addressed. The details are not presented here due to exemptions allowed for information that relates to computer network security or to the design, operation, or defense of a computer network (Texas Government Code 552.139).</p> <p>There are 2 audit recommendations outstanding from this audit. The status for these items is as follows:</p> <ul style="list-style-type: none"> ➤ Two recommendations: In Progress
Banner Change Management, January 2019	<p>Issues, recommendations, and management action plans for this audit are actively being addressed. The details are not presented here due to exemptions allowed for information that relates to computer network security or to the design, operation, or defense of a computer network (Texas Government Code 552.139).</p> <p>There are 4 audit recommendations outstanding from this audit. The status for these items is as follows:</p> <ul style="list-style-type: none"> ➤ Four recommendations: In Progress
Banner Data Classification and Segregation of Duties, July 2020	<p>Issues, recommendations, and management action plans for this audit are actively being addressed. The details are not presented here due to exemptions allowed for information that relates to computer network security or to the design, operation, or defense of a computer network (Texas Government Code 552.139).</p> <p>There are 5 audit recommendations outstanding from this audit. The status for these items is as follows:</p> <ul style="list-style-type: none"> ➤ Five recommendations: In Progress

SUL ROSS STATE UNIVERSITY			
Purchasing, January 2019	All requisitions and purchase orders should be prepared by one individual and then approved by someone in a supervisory capacity to whom the preparer reports. Individuals who are the intended recipient of the goods/services being ordered or of the reimbursement being requested should not approve the requisition/purchase order.	There has been a great deal of change in the Purchasing Department during 2020 including turnover in the Director's position, turnover in the Budget and Finance office, and the transfer of many responsibilities to the Purchasing Group at Sam Houston State University this year.	In Progress
	Purchasing Office employees should review all requisitions to ensure that the approving employee is not approving his own purchase order. Orders noted with exceptions to this should be referred to the employee's supervisor for a review and secondary approval of the expense. In all cases, it should be referred to a supervisor to whom the employee reports.	All faculty and staff reimbursements are being routed are being routed to the Interim Director for review and, if necessary, routing to the appropriate supervisor for proper approvals. The policies will be submitted to Sul Ross for approval.	In Progress
	SRSU should explore with Banner/Elucian the possibility of adding an automated edit in the requisition process that compares the payee and the approver and rejects those transactions from further processing when they are the same person.	Purchasing policies are being reviewed by Sam Houston State University and brought into alignment to allow for easier handling, approval, and review of all purchases Person Responsible: Martha Abrego, Interim Director of Purchasing and Jim Goodman, VP for Budget and Finance, Revised Timetable for Completion: December 31, 2020 (was December 1, 2019)	In Progress
Meats Lab, April 2019	The Administrative Policy Manual should be reviewed to determine whether these items are reasonable exclusions and if not, revised to meet the needs of the University. All P-Card purchases should be matched promptly each month to receipts. Items missing should be followed up on in writing.	P Cards have been reviewed and old, inactive users have been deleted from the accounts. Active users have been retrained in the handling and reconciliation of P Card purchases, including online reconciliation of the purchases. This is being monitored by a member of the Sam Houston State University Purchasing Department. Person Responsible: Martha Abrego, Interim Director of Purchasing and Jim Goodman, VP for Finance and Budget Revised Timetable for Completion: December 31, 2020 (was February 28, 2020)	In Progress
	Implementing an active Point-of-Sale (POS) system for use in the Meats lab should be evaluated by management as the mechanism for tracking transactions, cash, and	The POS sale system is now fully operational and in use. The Meats Lab is no longer accepting cash in its	Implemented

	<p>inventory, in addition to allowing credit cards to be used as a form of payment. The University should consider moving away from cash transactions and move towards credit card based activities. If a POS is implemented, policies and procedures should be updated to reflect the activities of the new system, specifically on the area of refunds and voids. Cash and media should be sent to the Cashier's Office within one business day of the register closeout. The processing invoices should be rung into a receivable account pending payment for the processing and the delivery of the meat product. Cash variances should be reported from the Cashier's Office to ANRS management to allow for prompt review and resolution.</p>	<p>transactions, as of January 1, 2020. THE SOP Handbook has been updated to reflect the new system handling.</p> <p>Person Responsible: Bonnie Warnock, Dean, College of Agriculture and Natural Resource Sciences; and David Gibson, Asst. Vice President, Office of Information Technology.</p> <p>Revised Timetable for Completion: February 28, 2020 (was December 31, 2019)</p>	
	<p>Processing invoices should be used in sequential order and input into the receivable system as soon as a processing amount is identified from the cold weight. Processing should be paid for prior to the delivery of the product. Regular inventories of the meat locker should identify items not picked up by customers which should be reconciled against the receivable amounts shown.</p>	<p>The invoice number will be linked to a weight ticket and animal information in our Hazard Analysis Critical Control Points (HACCP) reports. We are still working on the software to be able to have a receivable system in the POS.</p> <p>Person Responsible: Bonnie Warnock, Dean, College of Agriculture and Natural Resource Sciences</p> <p>Revised Timetable for Completion: February 28, 2020 (was December 31, 2019)</p>	<p>Implemented</p>
	<p>The customer files should be maintained as specified in the Standard Operating Procedure. The implementation of a receivables account would help eliminate the potential for processing fees not being paid.</p>	<p>Current customer files will be updated with complete information in conjunction with a new order. All new customer files will have complete information when they are created. All forms will be included in the file for each animal processed. We will also create a SRSU customer file so that harvest of university animals can be tracked as well. We will be reviewing all our forms as we update the HACCP and SOP manuals in October and November.</p> <p>All customer files have been updated. The HAACP and SOP manuals have been updated.</p> <p>Person Responsible: Bonnie Warnock, Dean, College of Agriculture and Natural Resource Sciences</p> <p>Revised Timetable for Completion: February 28, 2020 (was August 31, 2019)</p>	<p>Implemented</p>
	<p>The University should implement the required meat inventories on at least a quarterly basis. Variances between the inventories should be investigated. Open</p>	<p>A POS system that has an inventory management module will be adopted. Once this system is in place policies will be established for maintaining the inventory in the system and stock check on a regular basis to prevent inventory</p>	<p>Implemented</p>

	customer orders and open receivables for processing should be reconciled at that time.	<p>loss. The inventory is being updated and added to the new POS system. Currently inventory is being maintained manually.</p> <p>The new POS system has been installed and inventory tracking has been implemented. The SOP has been updated to include the inventory protocol.</p> <p>Person Responsible: Bonnie Warnock, Dean, College of Agriculture and Natural Resource Sciences Revised Timetable for Completion: February 28, 2020 (was December 31, 2019)</p>	
	As management explores implementing a new POS system, consideration should be given to those systems able to account for all cuts of meats and to integrate with the scale to allow a proper calculation of the cost of the meat being purchased.	<p>A POS system has been adopted that allows for all cuts of meat to be entered as a specific item. These has been programmed into the POS and staff trained on the use of the POS. All cuts of meat have been added to the POS. 4 SRSU employees have gone through Touch Net Training on use of the POS.</p> <p>Person Responsible: Bonnie Warnock, Dean, College of Agriculture and Natural Resource Sciences, and David Gibson, Asst. Vice President, Office of Information Technology Revised Timetable for Completion: February 28, 2020 (was December 31, 2019)</p>	Implemented
	The Standard Operating Procedure should be updated to reflect this type of handling.	<p>The SOP has been updated so that any animals processed that belong to SRSU faculty or staff have two members of the faculty or staff verify the weight, pricing, and handling of the animal and product. A new Meat Lab Manager w will be starting October 14th and will be updating HAACP and SOP handbooks</p> <p>Person Responsible: Bonnie Warnock, Dean, College of Agriculture and Natural Resource Sciences Revised Timetable for Completion: February 28, 2020 (was December 31, 2019)</p>	Implemented
Minors on Campus (Compliance Review), October 2017	Sul Ross State University should create the statutorily required child abuse training and require that all applicable parties take the training, including those at Rio Grande College. The training requirements should be communicated to all applicable parties within the University community.	<p>Training was implemented for all university employees (faculty, staff, student, temporary hourly, and temporary monthly) on July 1, 2017. 96% of all employees employed on August 1, 2017 have completed the training. Each new hire must complete the training within the first 30-days of employment.</p>	In Progress

		Person Responsible: Karlin DeVoll, Director of Human Resources Revised Timetable for Completion: December 31, 2020 (was August 1, 2019)	
--	--	--	--

TEXAS STATE UNIVERSITY			
Physical Entry Access Controls Audit, December 2016	<p>Issues, recommendations and action plans for this audit are being addressed. The details are not presented here due to exemptions allowed for information that relates to risk or vulnerability of persons or property, including critical infrastructure, to an act of terrorism or related criminal activity (Texas Government Code 418.177(2)).</p> <p>There are 15 audit recommendations outstanding from this audit. The status for these items is as follows:</p> <ul style="list-style-type: none"> ➤ One recommendation: Implemented ➤ Two recommendations: Verification of Implementation in Progress ➤ Twelve recommendations: In Progress 		
Credentialing, May 2018	<p>Human Resources (HR) management should coordinate with departments to identify all positions with a required license, certification, or other credential (LCC) and ensure that all of the identified employees in those positions are being tracked in the Learning Support Organization (LSO) module. Also, HR management should ensure that appropriate expiration dates that coincide with actual expiration, renewal, or training requirement dates for maintaining the LCC are used in the LSO module. Lastly, HR management should implement procedures to ensure that the LCC information for new employees is communicated to Professional Development for entry into the LSO module.</p>	<p>All known LCC information has been inputted in SAP and is being tracked by Human Resources. Item complete.</p> <p>Person Responsible: John McBride, Assistant Vice President for Human Resources Revised Timetable for Completion: December 31, 2019 (was December 30, 2018)</p>	Implemented
Environmental Health, Safety, and Risk Management Key Safety Positions, May 2019	<p>Environmental Health, Safety, and Risk Management (EHSRM) management should coordinate efforts with responsible parties to ensure a University Safety Committee (USC) is established and functioning as required by policy.</p>	<p>The committee structure is established and published online. All committees under EHSRM will meet in October 2020 except the EHS committee which will meet in November 2020 to allow for reports from the other committees. The University Safety Committee's first meeting was held May 27, 2020.</p> <p>Persons Responsible: Wendy McCoy, Director, EHSRM; Laurie Clouse, Director and Chief, UPD; and Bill Brittain Revis, Chair, USC Revised Timetable for Completion: June 30, 2020 (was December 31, 2019)</p>	Implemented

	<p>Management should coordinate efforts with responsible parties to ensure an Emergency Management Committee is established and functioning as required by policy.</p>	<p>Emergency Management Committee membership list has been updated and approved. The Emergency Management committee met in February for its first meeting. A Second meeting date is being be considered for either the end of October or the first week of November 2020.</p> <p>Person Responsible: Laurie Clouse, Director and Chief, UPD Revised Timetable for Completion: November 30, 2020 (was December 31, 2019)</p>	<p>In Progress</p>
	<p>EHSRM management should coordinate efforts with responsible parties to ensure a Laser Safety Committee is established and functioning as required by policy.</p>	<p>The Radiation and Laser Safety Committee has been formed and published online. Meetings have been postponed due to research restrictions due to COVID-19. With Phase 2 resumption of research pending, a fall meeting has been requested for October or November 2020 depending on member availability.</p> <p>Person Responsible: Wendy McCoy, Director, EHSRM Revised Timetable for Completion: December 1, 2020 (was December 31, 2019)</p>	<p>In Progress</p>
	<p>EHSRM management should coordinate efforts with responsible parties to ensure a Radiation Safety Committee is established and functioning as required by policy.</p>	<p>The Radiation and Laser Safety Committee has been formed and published online. Meetings have been postponed due to research restriction due to COVID-19. With Phase 2 resumption of research pending, a fall meeting will be called for October or November 2020 depending on member availability.</p> <p>Persons Responsible: Wendy McCoy, Director, EHSRM, and Joel Bergh, Chair, University Laboratory Safety Committee (ULSC) Revised Timetable for Completion: December 1, 2020 (was December 31, 2019)</p>	<p>In Progress</p>
	<p>EHSRM management should coordinate with responsible parties to ensure a Laboratory Safety Committee is established and functioning as required by policy.</p>	<p>The committee structure is established and published online. No meetings have been scheduled due to the focus on the development and review of COVID-19 SOPs for research resumption. With the Phase 2 resumption of research pending, a fall meeting has been requested.</p> <p>Persons Responsible: Wendy McCoy, Director, EHSRM, and Joel Bergh, Chair, ULSC Revised Timetable for Completion: December 1, 2020 (was December 31, 2019)</p>	<p>In Progress</p>

	EHSRM management should coordinate with the University Planning and Assessment Director to convert the EHSRM Policies and Procedures Statements (PPS) into University Policy and Procedure Statements (UPPS) and ensure that the policies are prepared, reviewed, and published in accordance with <i>UPPS 01.01.01 – Policy and Procedure Statement System</i> .	UPPS have been edited and are in process for review and approval. Full publication of updates will occur when SACS accreditation process allows. Person Responsible: Wendy McCoy, Director, EHSRM Revised Timetable for Completion: May 1, 2021 (was June 1, 2020)	In Progress
	EHSRM management should develop and implement procedures that ensure compliance with departmental PPSs for designation of Hazardous Materials Coordinator (HMC) and Hazard Communication Act (HCA) contacts.	PPSs/UPPSs have been edited removing the HMC and HCA functions at this time as they are obsolete requirements which were never implemented. Full publication of updates will occur when SACS accreditation process allows. Person Responsible: Wendy McCoy, Director, EHSRM Revised Timetable for Completion: May 30, 2021 (was December 31, 2019)	In Progress
	Management should develop and implement procedures that ensure compliance with departmental PPS for appointment and training of Safety Coordinators.	Emergency Management Coordinator has reviewed the current program. Changes to redeveloped and implement procedures and training are being created in a new standard operating procedure. The new plan will direct and identify Building Emergency Coordinators and provide an updated contact list. Person Responsible: Laurie Clouse, Director and Chief, UPD Revised Timetable for Completion: February 1, 2021 (was June 1, 2020)	In Progress
Travel Expenditures, May 2019	Financial and Support Services (FSS) management should develop and implement a UPPS for University business travel and communicate the new policy to campus.	The policy is in review. Person Responsible: Darryl Borgonah, Associate Vice President for Financial Services Revised Timetable for Completion: March 31, 2020 (was June 30, 2019)	Implemented
	Management should ensure that business roles in the production SAP environment are adequately controlled so that a user's access is restricted to only those functions that are described in their job responsibilities.	Implementation moved to March 31, 2021 due to efforts being redirected to initiatives in support of COVID-19. Person Responsible: Darryl Borgonah, Associate Vice President for Financial Services Revised Timetable for Completion: March 31, 2021 (was June 1, 2019)	In Progress

Student Affairs IT General Controls Audit, July 2020	<p>Issues, recommendations and action plans for this audit are being addressed. The details are not presented here due to exemptions allowed for information that relates to risk or vulnerability of persons or property, including critical infrastructure, to an act of terrorism or related criminal activity (Texas Government Code 552.139)</p> <p>There were seven issues resulting from this audit with 14 audit recommendations outstanding from this audit. The status for these items is as follows:</p> <ul style="list-style-type: none"> ➤ Six recommendations: Implemented ➤ Eight recommendations: In Progress 		
Leave Reporting, July 2020	<p>Academic Affairs should develop and implement controls to ensure department administration and employees comply with the requirements of UPPS 04.04.30, University Leave Policy, that relate to recording, approving, and maintaining supporting leave documentation. Monitoring processes should be included to ensure controls are operating effectively.</p>	<p>1) Faculty received an email from the Provost regarding time and leave policies and associated responsibilities on September 11, 2020.</p> <p>2) Administrators at the assistant/associate vice president, dean, and department chair/school director levels received an email from the Provost regarding time and leave policies and associated responsibilities on September 11, 2020.</p> <p>3) For the August 2020 review of SAP leave reporting, Faculty and Academic Resources identified 6 of the 118 academic and administrative units in the division of Academic Affairs, as identified in SAP, in which fewer than 50 percent of employees had recorded time between May 1, 2020 and July 31, 2020. The heads of these units were notified by email on October 1, 2020, and provided a reminder about UPPS 04/04.30, with a copy to the next level supervisor.</p> <p>4) The random review process will be implemented for the first time in October 2020.</p> <p>Persons Responsible: Ms. Tammy Sharp, Director, Faculty and Academic Resources Timetable for Completion: The review of SAP leave reporting for all academic and administrative units will begin August 2020 and continue as scheduled. The emails will be sent by September 30, 2020 and continue as scheduled. The random review of selected academic and administrative units will begin October 2020 and continue as scheduled.</p>	In Progress
	<p>Academic Affairs should ensure that the identified department updates the sick leave records in SAP for all of its faculty members. Academic Affairs should also review the sick leave records of all of its other departments to determine whether they are complying with UPPS.</p>	<p>1) Faculty and Academic Resources collaborated with the identified department to ensure leave records were implemented in SAP for all faculty members. The leave entry was completed by July 31, 2020.</p> <p>2) For the September 15, 2020 review of SAP sick leave reporting, Faculty and Academic Resources identified 35 of the 118 academic and administrative units in the division of</p>	In Progress

		<p>Academic Affairs, as identified in SAP, in which fewer than 50 percent of employees had recorded sick time between September 1, 2019 and August 31, 2020. The chairs/directors of these units were notified by email on October 2, 2020, and provided a reminder about UPPS 04.04.30, with a copy to the dean. The email also included a request to ensure any leave taken is entered in SAP by October 15, 2020 as well as a request for internal leave reporting, approval, and documentation processes by November 15, 2020.</p> <p>3) The Associate Provost discussed time and leave reporting policies and procedures at the Council of Academic Deans meetings on July 7, 2020 and September 15, 2020.</p> <p>Persons Responsible: Ms. Tammy Sharp, Director, Faculty and Academic Resources</p> <p>Timetable for Completion: Discussion with the identified department to ensure that sick leave records are implemented in SAP for all of its faculty members will occur by July 31, 2020. Discussion with Council of Academic Deans will occur by August 15, 2020. The review of SAP sick leave reporting for all departments/schools and subsequent email to units under the 50 percent threshold will take place by September 15, 2020. Follow-up actions to that email will occur by October 15, 2020 (time entered in SAP) and by November 15, 2020 (internal leave reporting, approval, and documentation processes).</p>	
	<p>HR management should ensure that no employee is allowed to record and approve their own leave taken or additional hours earned. HR management should also provide employees that have the time administrator role a refresher training course no less than annually and should develop and implement controls to ensure that time administrators are not recording and approving their own leave.</p>	<p>Time administrators identified in the audit, and their supervisors, were sent an e-mail on August 28, 2020 notifying them of the issue and how to proceed going forward to enter their time correctly using appropriate methods. Training materials and reporting are still in progress.</p> <p>Person Responsible: 1) Ms. Michelle Moritz, Associate Director, Human Resources 2) & 3) Ms. Heather Houston, Manager of Benefits, Human Resources</p> <p>Timetable for Completion: 1) By August 31, 2020 2) Develop training materials and send to all time administrators by December 31, 2020.</p>	<p>In Progress</p>

		3) Depending on the complexity of the report and need for IT resources, target completion by December 31, 2020.	
	HR, in collaboration with the Provost's Office, should develop and implement procedures to ensure that faculty members moving from an administrative assignment to a non-administrative assignment or when their FTE percentage decreases to less than 50% are paid for their vacation leave and prevented from earning Additional Hours Worked or taking State Comp Time prior to or after their change in assignment.	In progress, report has been requested from IT. Person Responsible: Ms. Heather Houston, Manager of Benefits, Human Resources Timetable for Completion: Depending on the complexity of the report and IT resources, target completion by December 31, 2020.	In Progress
Procurement Card Compliance, August 2020	P&SS should perform regular reviews of Cardholder activity and the Card Integrity reports to assist with oversight of the P-Card Program to ensure Cardholders and Account Managers are complying with P-Card requirements.	Reviews of card integrity report are conducted monthly to identify potential misuse alerts. In addition, Card Integrity report provides an audit plan which is utilized to follow up with P-Card holders for further information when needed. Additionally, Card integrity report is reviewed and categorized, and any discrepancy is reviewed with P-Card Holder to ensure waiver is provided for authorization. Monthly reviews with D Warner Group have been ongoing since April 2020. Person Responsible: Dan Alden, Director of P&SS Revised Timetable for Completion: March 31, 2021 (was September 30, 2020)	In Progress
	P&SS should provide periodic communication to Cardholders and Account Managers on the P-Card Program requirements related to monthly log reviews, transaction limits, vendor hold searches, split purchases, and other areas deemed necessary to assist in ensuring compliance with P-Card Program requirements.	Meetings have been scheduled with University departments where P-Card requirements are reviewed and discussed for compliance. Additionally, P-Card compliance is discussed during quarterly FS Updates meetings. Regular RSS feeds will be sent with P-Card reminders to ensure regular communication is provided to campus regarding P-Card compliance. Department meetings are in progress. Person Responsible: Dan Alden, Director of P&SS Timetable for Completion: September 30, 2020	Verification of Implementation in Progress
	P&SS should develop and implement procedures to ensure all active Cardholders and Account Managers complete and remain current with the required annual P-Card training.	Bi-Weekly reports of P-Card Certifications are conducted from SAP and emails are sent to individuals whose certification has expired. If certification is not completed within a week individuals P-Card are suspended until certification is completed. Reviews began in August 2020. Person Responsible: Dan Alden, Director of P&SS	In Progress

		Revised Timetable for Completion: March 31, 2021 (was September 30, 2020)	
	P&SS should develop and implement procedures to ensure the listing of the active P-Cards and the associated Cardholders and Account Managers is reconciled periodically with the Citibank P-Card information and kept current to assist with monitoring of P-Card training for employees.	As of September 31, 2020, an updated report from Citibank was not reconciled with the current list of active users. P&SS is working with Citibank to provide a list of current card members in their system. Once received P&SS will reconcile the active card member list it maintains with the Citibank report on a quarterly basis. Person Responsible: Dan Alden, Director P&SS Revised Timetable for Completion: March 31, 2021 (was September 30, 2020)	In Progress
	P&SS should develop and implement procedures to ensure that they are notified of a Cardholder's separation (from a card holding position or from the University) as soon as possible. Also, P&SS should inform Account Managers about the requirement and necessity for submitting cancellation forms and the destroyed P-Card(s) to ensure the accounts are canceled as promptly as possible.	Beginning July 27, 2020 weekly reports are being provided by HR to identify separated employees to ensure any employee no longer with the University has their card canceled. Person Responsible: Dan Alden, Director P&SS Timetable for Completion: September 30, 2020	Implemented
Multi-hazard Emergency Operations Plan (Compliance Review), August 2019	Texas State University should have the appropriate institutional parties review and approve the multi-hazard emergency operations plan.	Work on the University's multi-hazard emergency operations plan was delayed due to the planning and implementation of COVID-19-related efforts over the last 3 months. Work on the plan has now restarted and a final draft began the review process in early July. The Emergency Management Coordinator will work with the emergency management committee to implement the nearly complete emergency operations plan. The emergency operations plan has been processed through the appropriate administrative levels and is pending approval by the President's Cabinet. Person Responsible: Raymond Loriaux, Emergency Management Coordinator Revised Timetable for Completion: November 1, 2020 (was March 1, 2020)	In Progress

SYSTEM ADMINISTRATION

No Recommendations Outstanding

APPENDIX – PLANNING AND CONSTRUCTION



Design Development Submittal
for the

LAMAR UNIVERSITY

MARY AND JOHN GRAY LIBRARY SPRINKLER SYSTEM

A MEMBER OF THE TEXAS STATE UNIVERSITY SYSTEM

PRESENTED TO
THE TEXAS STATE UNIVERSITY SYSTEM
BOARD OF REGENTS

November 19, 2020

BY:
PGAL
3131 BRIARPARK, SUITE 200
HOUSTON, TEXAS 77042

PGAL

DESIGN DEVELOPMENT Submittal
for the
MARY AND JOHN GRAY LIBRARY - SPRINKLER SYSTEM
at Lamar University
November 19, 2020

Board Of Regents - The Texas State University System

William F. Scott, Chairman	Nederland
David Montagne, Vice Chairman	Beaumont
Charlie Amato, Regent	San Antonio
Duke Austin, Regent	Houston
Garry Crain, Regent	The Hills
Dr. Veronica Muzquiz Edwards, Regent	San Antonio
Dionicio (Don) Flores, Regent	El Paso
Nicki Harle, Regent	Baird
Alan Tinsley, Regent	Madisonville
Amanda Lee, Student Regent	Huntsville

Texas State University System

Brian McCall, Ph.D.....	Chancellor
Daniel J. Harper.....	Vice Chancellor and Chief Financial Officer
Peter Maass, RA, NCARB, CTCM.....	Director of Capital Projects Administration

Lamar University - Beaumont

Dr. Kenneth R. Evans.....	President
Jeremy C. Alltop	Vice President For Finance And Operations
Katherine Miller, AIA	Assistant Vice President, Planning And Construction
Dr. Arne J. Almquist	Vice President of Information Management and Decision Support Dean, Mary and John Gray Library

DESIGN TEAM

ARCHITECT OF RECORD

PGAL

3131 BRIARPARK DR.
SUITE 200
HOUSTON, TX 77042
T 713-622-1444
F 713-968-9333

Paul Bonnette Principal-In-Charge
Mishary Al-Sulaim Project Architect
Enes Okic..... Project Designer

MEP - ENGINEER

DABHI ENGINEERING ASSOC. INC.

19310 KESSINGTON LN.
HOUSTON, TX 77094
F 281-492-8626
T 281-492-6885

Samir Dabhi MEP Engineer

CIVIL - ENGINEER

FITZ & SHIPMAN, INC.

1405 CORNERSTONE COURT
BEAUMONT, TX 77706
T 409-832-7238
F 409-832-7303

Bernardino Tristan Civil Engineer

STRUCTURAL - ENGINEER

HENDERSON ROGERS

2603 AUGUSTA DR #800
HOUSTON, TX 77057
T 713-430-5800
F 713-430-5888

Elaine Rogers Principal



COST ESTIMATOR

14031 HUFFMEISTER ROAD
SECOND FLOOR
CYPRESS, TX 77429
T 281-920-1100

HALFORD BUSBY, LLC

Gene Bohn Estimator

CONSTRUCTION MANAGER - AT - RISK

1660 S. 23RD ST.
BEAUMONT, TX 77707

SETEX CONSTRUCTION

Nathan Rivers Project Manager



ACKNOWLEDGMENT

The PGAL Team would like to express our appreciation to The Texas State University System Board of Regents for the opportunity to assist with the Mary and John Gray Library Sprinkler System. We would also like to thank the administrators, faculty, and staff who continue to provide critical support during the planning and design phases of the project.

Regards,

A handwritten signature in black ink, appearing to read 'P. Bonnette', with a stylized flourish at the end.

Paul Bonnette
Principal-In-Charge PGAL

TABLE OF CONTENTS

INTRODUCTORY INFORMATION

Board of Regents
Design Team
Acknowledgment
Table of Contents
Project Description

TAB 1 ARCHITECTURAL RENDERINGS

Generator Yard Elevations
Generator Yard – 3d Image

TAB 2 ARCHITECTURAL FLOOR PLANS

Existing First Floor
First Floor

TAB 3 ENLARGED FLOOR PLANS

Enlarged Floor Plans
Enlarged Generator Yard Plan

TAB 4 MAJOR BUILDING SYSTEMS

Architectural Systems Narrative
Civil Systems Narrative
Structural Systems Narrative
Mechanical Systems Narrative
Electrical Systems Narrative
Plumbing Systems Narrative
Fire Protection Systems Narrative

TAB 5 DETAILED COST ESTIMATE

TAB 6 TOTAL PROJECT COST “TPC”

TAB 7 COST COMPARISON

TAB 8 ENVIRONMENTAL IMPACT

Lamar University Mary and John Gray Library - Sprinkler System

Lamar University's Mary and John Gray Library building is an 8-story steel framed structure with masonry exterior encompassing approximately 174,415 sq. ft. Since its construction in 1976, building and life safety codes have evolved to stricter standards for the protection of the health, safety and welfare of building occupants. At 8 stories, the Library is classified as high-rise construction by both the currently applicable International Building Code and the state of Texas life safety code, NFPA 101. The lack of a sprinkler system has been cited on the state fire marshal's annual inspection of university buildings for several years. The proposed project will correct the most pressing concerns by adding a complete fire sprinkler system throughout the facility, while taking into account, key infrastructure needs for a future building renovation. The Sprinkler System project will provide the existing building with a fully functional fire suppression system which will require a new service yard, new fire pump room, new electrical room and IDF room. The addition of these utility spaces requires several new offices on Level 1 to support Library staff that have been displaced. The restrooms serving these new offices will also be required to be ADA compliant according to TAS 2012.

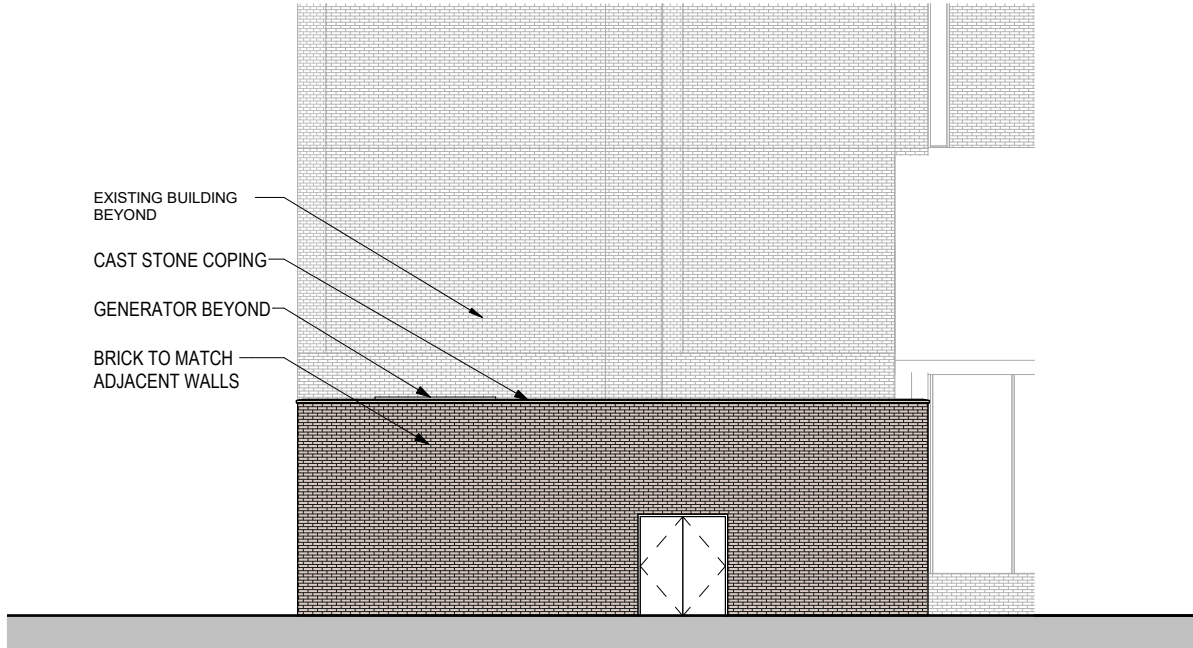


The first-floor lobby has recently been renovated and a café added near the main entrance. Offices, meeting rooms and a large computer lab have been added to the 6th floor, and the 7th floor has been renovated to include offices, study space and a large meeting room. Structural modifications have been made in the past to correct settlement on the west side of the building. In early 2020, repairs were made to portions of the brick façade to correct visible cracks. Aside from those renovations and repairs, the building has been relatively unchanged aside from routine maintenance.

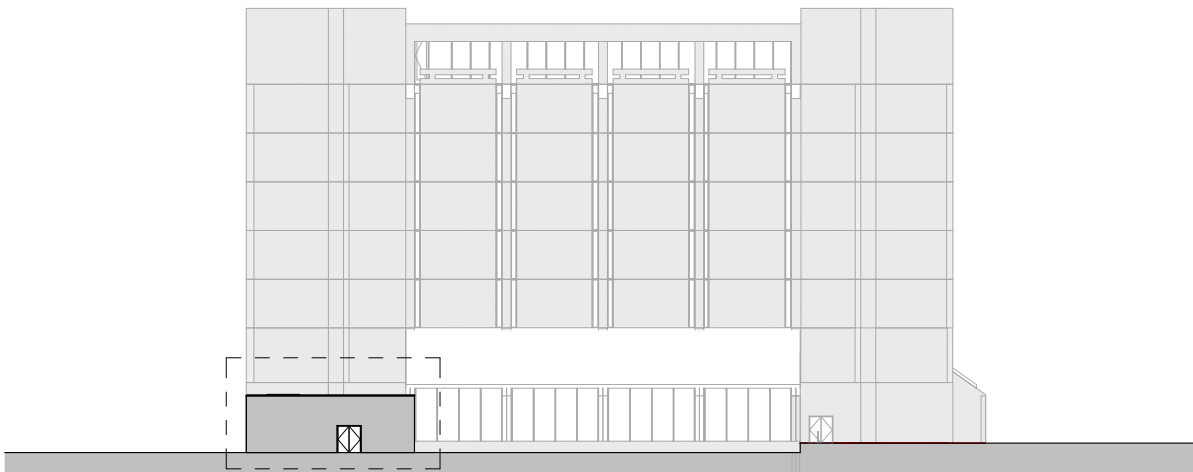


PGAL

TAB I ARCHITECTURAL RENDERINGS

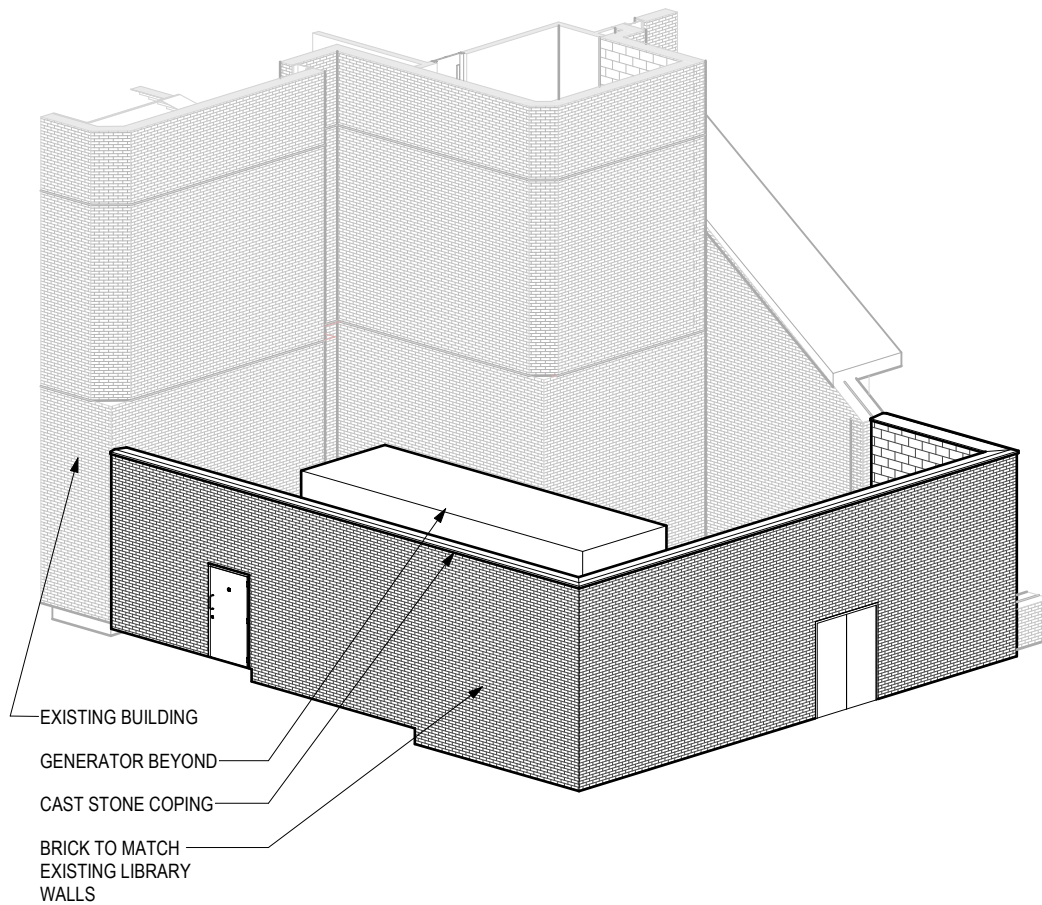


ENLARGED SOUTH ELEVATION



BUILDING SOUTH ELEVATION

MARY AND JOHN GRAY LIBRARY - SPRINKLER SYSTEM
ENLARGED GENERATOR YARD ELEVATION



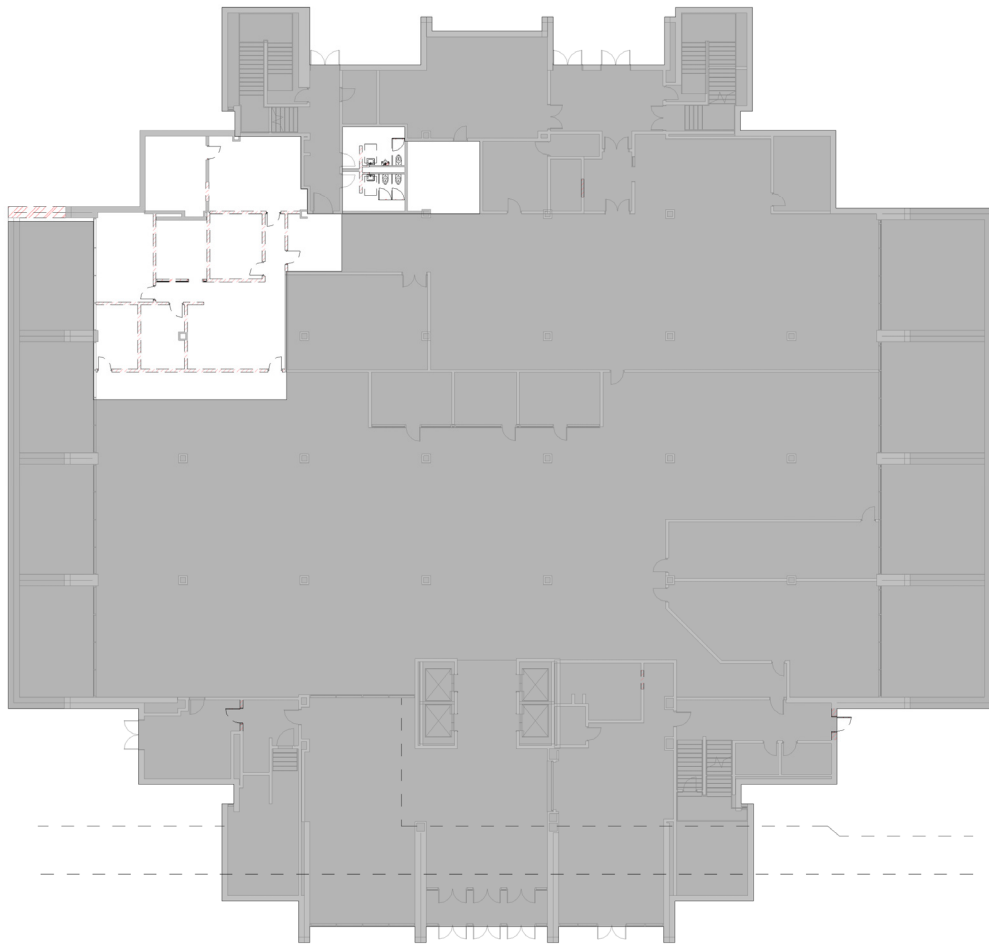
MARY AND JOHN GRAY LIBRARY - SPRINKLER SYSTEM
GENERATOR YARD - 3D IMAGE





PGAL

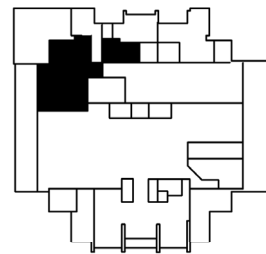
TAB 2

ARCHITECTURAL FLOOR PLANS




KEY NOTES:

-  EXISTING WALLS TO BE DEMOLISHED
-  AREA NOT IN SCOPE

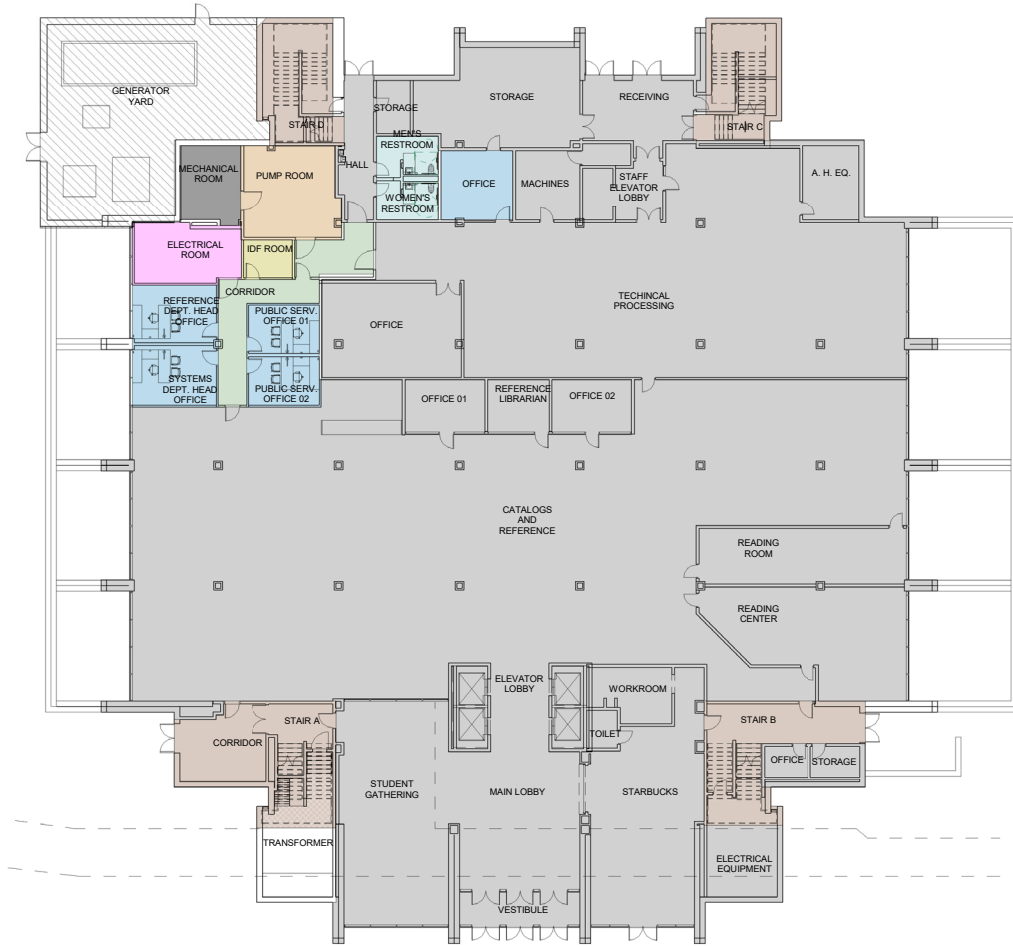


KEY PLAN



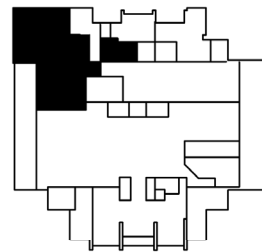
MARY AND JOHN GRAY LIBRARY - SPRINKLER SYSTEM UPDATE
EXISTING FIRST FLOOR





KEY NOTES:

- LIFE SAFETY SPRINKLER UPGRADE
- NEW OFFICES
- NEW IDF ROOM
- NEW CORRIDOR
- EXISTING MECHANICAL ROOM
- NEW PUMP ROOM
- NEW ELECTRICAL ROOM
- UPDATED RESTROOMS
- NEW GENERATOR YARD
- AREA NOT IN SCOPE



KEY PLAN



MARY AND JOHN GRAY LIBRARY - SPRINKLER SYSTEM UPDATE
FIRST FLOOR





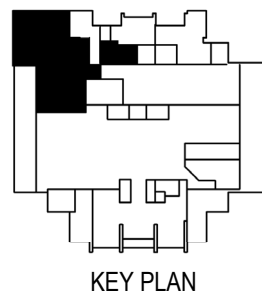
PGAL

TAB 3 ENLARGED FLOOR PLANS




KEY NOTES:

- LIFE SAFETY SPRINKLER UPGRADE
- NEW OFFICES
- NEW IDF ROOM
- NEW CORRIDOR
- EXISTING MECHANICAL ROOM
- NEW PUMP ROOM
- NEW ELECTRICAL ROOM
- UPDATED RESTROOMS
- NEW GENERATOR YARD
- AREA NOT IN SCOPE

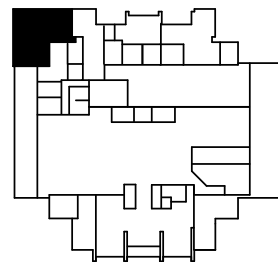
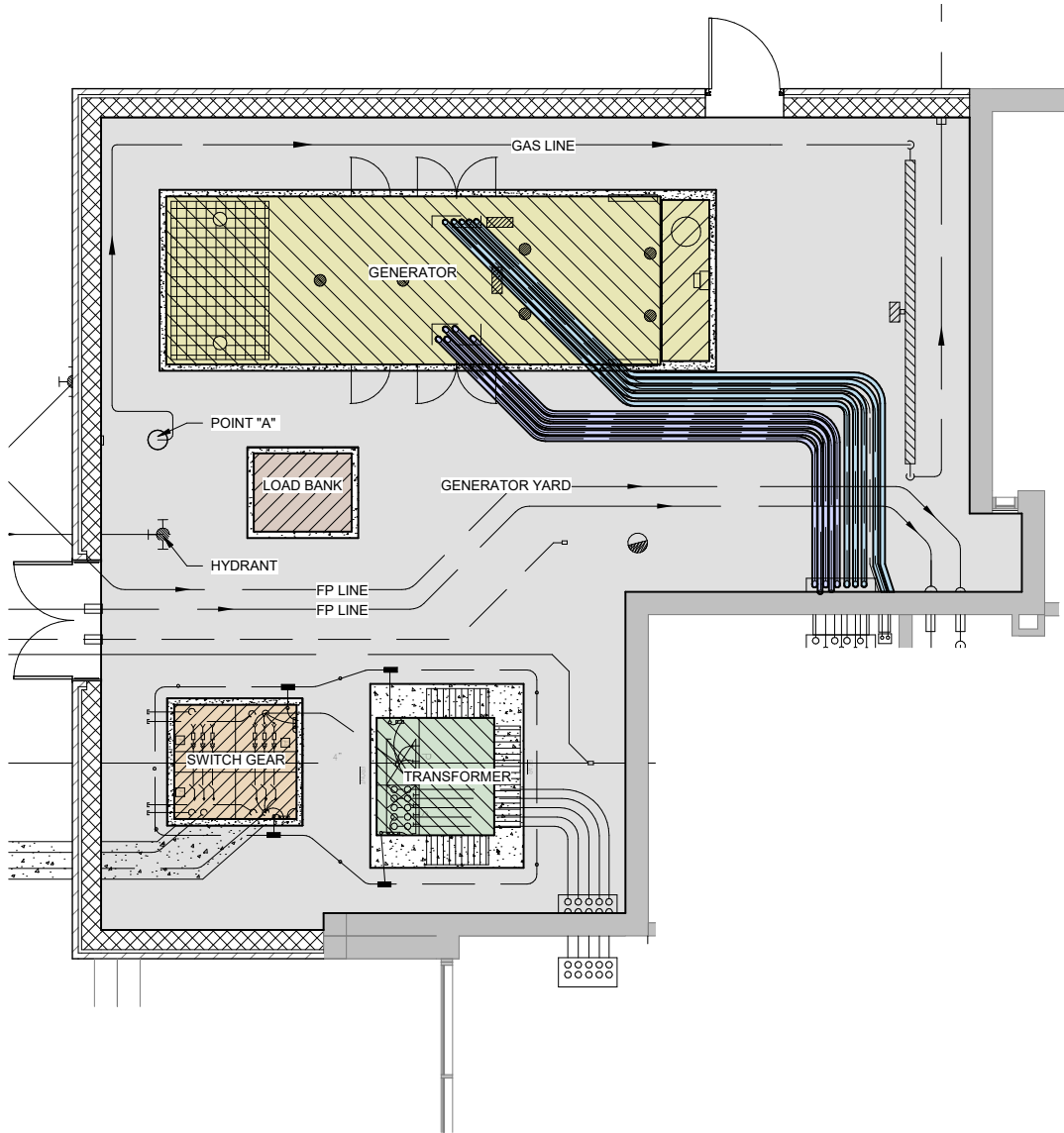


KEY PLAN

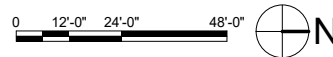


MARY AND JOHN GRAY LIBRARY - SPRINKLER SYSTEM UPDATE
ENLARGED FLOOR PLAN





KEY PLAN



MARY AND JOHN GRAY LIBRARY - SPRINKLER SYSTEM
GENERATOR YARD - ENLARGED PLAN





PGAL

TAB 4 MAJOR BUILDING SYSTEMS

ARCHITECTURAL SYSTEMS NARRATIVE

Project Description

Lamar University's Mary and John Gray Library building is an 8-story steel structure with masonry exterior encompassing approximately 174,415 sq. ft. Since its construction in 1976, building and life safety codes have evolved to stricter standards for the protection of the health, safety and welfare of building occupants. At 8 stories, the Library is classified as high-rise construction by both the currently applicable International Building Code and the state of Texas life safety code, NFPA 101. The lack of a sprinkler system has been cited on the state fire marshal's annual inspection of university buildings for several years. The proposed project will correct the most pressing concerns by adding a complete fire sprinkler system throughout the facility, while taking into account, key infrastructure needs for a future building renovation. The Sprinkler System project will provide the existing building with a fully functional fire suppression system which will require a new service yard, new fire pump room, new electrical room and IDF room. The addition of these utility spaces requires several new offices on level 1 to support Library staff that have been displaced. The restrooms serving these new offices will also be required to be ADA compliant according to TAS 201.2.

Building Exterior

An integral part to the Sprinkler System project, is to provide a new service yard at the South West corner of the Library building. This new service yard will house equipment set on concrete pads. The service yard will be concealed by a new 13ft. tall masonry screen wall with 12" CMU back-up and cast stone coping.

Building Interior

Level 1:

- Administrative and office areas: Carpet flooring and rubber base, painted gypsum board walls, 2'x2' exposed tee acoustical tile ceiling, direct / indirect LED lighting.
- Mechanical / Electrical / Fire Pump: Sealed concrete floor and rubber base, painted gypsum board walls and exposed painted structure ceiling.
- IDF Room: sealed concrete floor and rubber base, painted treated plywood over gypsum board walls and exposed structure ceiling.

Level 2:

- 1'x1' concealed spline Ceiling Grid and Tile to be demolished and

replaced with a new 2'x2' acoustic lay-in ceiling. The 1'x1' tile has been discontinued by the manufacturer.

- Gypsum Board ceilings not affected by renovation scope.

Level 3-7

- Only 2'x4' ceilings that are damaged during sprinkler system installation will be replaced.

Level 8

- Only the acoustic tile to be replaced

CIVIL SYSTEMS NARRATIVE

Erosion /Sedimentation Control

Round filter logs will be used as temporary erosion control to prevent sediment from construction activities discharging from the site and into the existing storm sewers.

An existing area inlet is located near the south side walkway and will have a vegetative buffer. Protection for storm inlets will be provided at a new proposed inlet. An onsite laydown area will be utilized near the building at a location to be determined. A stabilized construction entrance will be utilized at this location utilizing wooden mats.

Permanent erosion and sediment controls are not anticipated as only small natural areas or greenspace will be disturbed. All disturbed areas will be re-sodded and watered to full growth.

Grading

The finished floor elevation of the existing Mary and John Gray Library Building is $\pm 21.86'$ and the mechanical equipment pads will match. Within the mechanical yard walls, the gravel ground will be graded to drain. In general, the surrounding existing grades around the mechanical yard will remain unchanged. Minor revisions to grading will accommodate the wall footings and new inlet drain.

Drainage

Currently, roof storm water runoff drains through an existing underground pipe to the south to an existing storm sewer system with an easement. Modifications to route of the underground pipe within the new mechanical yard is required to avoid conflicts with proposed equipment. New mechanical yard area will have positive slope and drain away from the existing building to an area drain.

Stormwater Management

This project will see an insignificant increase in impervious cover for which the current storm water management system is adequate. There is no major increase in impervious cover from pre-development condition to the post-development condition, therefore water quality controls will not be required and are not proposed.

Domestic & Fire Water

Any water service improvements for the interior renovations will be extended from the existing services inside the existing Mary and John Gray Library Building. A new 8" firewater connection

will be provided. An existing 8" City of Beaumont water main runs within an existing easement and will be tapped for service. A proposed 8" pipe will be routed to the library building to enter the riser room. A FDC connection pipe will be routed from the building to a location along the loop driveway to the book depository, in the rear of the library.

Wastewater

Modifications to route of the underground sanitary pipe within the new mechanical yard is required to avoid conflicts with proposed equipment.

Gas

There is an existing gas line that is in the footprint of the mechanical yard addition. This gas line will be re-routed and reconfigured for the portion that is located in the mechanical yard addition footprint. The gas meter will be relocated adjacent to building.

Parking

The mechanical yard addition will not affect campus parking. No additional parking work is anticipated.

Paving

Portions of existing concrete sidewalks and driveway will require removal and replacement.

STRUCTURAL SYSTEMS NARRATIVE

Reference code

The structure will be designed in accordance with IBC 2015 and local city amendments and referenced standards therein with wind loading based on ASCE7-10.

As per the Texas Department of Insurance, the structure is located within Inland II of designated catastrophe area.

New Service Yard

The new service yard measuring approximately 1620 sq. ft. is located at the southwest corner of the existing building and consists of individual concrete pads to support Mechanical/Electrical (M/E) equipment and a screen wall with brick veneer finish. The equipment and weight are as follows-

- Transformer PMT-1 : 21,000 lbs.
- S&C switch: 2,000 lbs.
- Emergency generator EMG-1 : 47,000 lbs.
- Load bank: 1,100 lbs.

Foundation

The foundation will be continuous below grade concrete wall over shallow strip footing bearing a minimum 4 feet below the finish grade. The wall will support the screen wall made up of concrete masonry and brick veneer. Sleeves will be provided in the wall for pipes entering the service yard. An estimated 1 inch of post-construction settlement and approximately 1/2" of differential settlement shall be expected in the foundation, with the latter being dependent on quality of construction. These settlements are typical for the type of foundation being considered.

Design shall be based on an allowable bearing pressure of 1,500 psf net total load.

Concrete pad

Concrete pads supporting M/E equipment shall be grade supported slab extending minimum 6 inches beyond the footprint of the equipment and 6 inches above the finish grade. The slab will extend minimum 12 inches below finish grade and bear upon properly placed and compacted select fill soils. To limit movements from expansive soil to approximately one

inch or less, the subgrade immediately beneath the slab will be a select fill pad minimum 48" deep, material and placement requirements shall be per the recommendations in the geotech report. An estimated differential settlement of 1/2" shall be expected due to variances in subsurface conditions, loading conditions and construction procedures.

Design shall be based on allowable bearing pressure of 1,000 psf.

Screen wall

The screen wall around the service yard will be approximately 13 feet tall and consist of 12" thick partially grouted reinforced concrete masonry wall (cmu) with brick veneer. Masonry & loose steel lintels with reinforced jambs will create openings in the screen wall.

Design shall be based on an ultimate wind speed of 137 mph, risk category II.

Wet sprinkler system

Appropriate location for penetration in existing slab at stairwell for 6" standpipe riser will be determined and floor loading and hanging locations/ methods for fire sprinkler mains at each floor floor will be designed as required.

MECHANICAL SYSTEMS NARRATIVE

Introduction

The mechanical system scope of work consists primarily of HVAC airside modifications to the ductwork serving the proposed renovation area of the southwest corner of the first floor. Additional limited scope will include the re-routing of existing ductwork on various floors to accommodate new sprinkler system piping. All mechanical system modifications are designed in compliance with applicable codes, as listed below.

- International Building Code – 2015
- International Mechanical Code – 2015
- International Energy Conservation Code – 2015
- Applicable ASHRAE standards (90.1, 62.1, etc.)

Mechanical System Scope Description

Existing System

The HVAC system for the southwest corner of the first floor consists of one (1) existing multi-zone air handling unit (AHU) which conditions (cools and heats) the air and distributes it to approximately 6500 sq ft of office and general use space via four (4) individual damper controlled zones. All of the supply air ductwork is externally insulated, metal duct. The air is returned back to the AHU via a plenum above the ceiling.

Demolition

Existing air distribution supply & return air ductwork located above the lay-in ceiling in the southwest corner of the first floor will be selectively demolished and modified to properly and efficiently supply air to the new layout. All existing air distribution devices in this area will be removed and replaced with new supply and return air grilles for each space.

Ductwork & Air Distribution Devices

All new supply air ductwork will be connected to the existing zone's trunk ductwork. The existing supply air quantity for each zone will be redistributed according to the newly calculated space HVAC loads. The existing multi-zone AHU will continue to operate and provide conditioned air to the ductwork system.

All new supply and return ductwork will be rectangular and round low pressure ducts constructed of sheet metal with gauges meeting or exceeding the latest Sheet Metal &

Air Conditioning Contractor's National Association (SMACNA) standards. All elbows for rectangular ducts will be radiused or vanned, and all elbows for round duct will be long radius type.

All supply ductwork will be externally insulated with minimum R-6 insulation as required by code.

In limited areas, conflicts may occur between the new fire protection piping or sprinkler heads and the existing ductwork. In these situations, either the fire protection piping or the ductwork will be rerouted to resolve the conflict as per the design team's input.

ELECTRICAL SYSTEMS NARRATIVE

Introduction

The electrical system scope of work consists of designing a new 5kV electrical service to serve a new switchboard, the new fire & jockey pumps, and the existing building emergency loads. A new 1000 kW diesel fueled standby emergency generator and associated load bank and automatic transfer switch will be installed and integrated into the electrical system to ensure emergency power is available to the fire pump and other emergency loads during a commercial power outage. Additional scope items will include new lighting and power distribution system designs to serve the renovated southwest corner of the first floor, and the replacement of general overhead lighting in the stack areas of the second floor. All electrical system modifications are designed in compliance with applicable codes, as listed below.

- International Building Code – 2015
- National Electrical Code (NEC) – 2017
- NFPA 101 – 2015
- International Energy Conservation Code – 2015

Electrical System Scope Description

Existing System

The existing electrical power distribution system for the building consists of (1) 5kV service feeder #07W (3, #1/0 15kV wires) installed in the underground utility tunnel from a campus 5kV switch PS05 to the library existing main switch and transformer. Power is distributed throughout the building via the existing switchboard and associated buss duct riser and lighting & appliance panelboards located on each floor. There is currently an old 125 kW diesel fuel emergency generator and automatic transfer switch (ATS) serving emergency power to emergency loads.

Demolition

The existing 5kV electrical feeder 07W will be removed and replaced with a new, larger ampacity feeder. The existing emergency generator will be removed upon completion of this project and all emergency loads will be picked up on the new generator and ATS.

In the first floor southwest corner, all existing receptacles and lighting will be removed and replaced as per the renovation plan. On the second floor, all existing general lighting in the stack and open areas will be removed and replaced with new LED light fixtures.

Campus Infrastructure

The existing 5kV electrical feeder #07W serving the Library does not have sufficient ampacity to continue serving the building and the new fire pump. An approximately 1000' section of underground feeder #07W located within the underground utility tunnel will be replaced between pad mounted manual switch gear (S&C) PS05 and the existing library main 5 kV switch located in the basement. The new service conductors (3, #350 kcmil 15kV wire) will be installed through an existing spare 4" conduit located in the tunnel.

Building Site Electrical Service

1. The new #07W feeder will re-serve the Library's existing main electrical power distribution equipment and will also be spliced and extended to the new electrical equipment to be located at the southwest corner of the building in the new electrical yard. A new 4" spare conduit and the new 4" 5kV feeder #07W (3-350 kcmil 15kV PH and 1-#1 ground conductors) will be extended from the basement mechanical space approximately 75' south through the tunnel and will then exit the tunnel and be routed underground in ductbank due west along the south side of the building. The ductbank (containing the 4" feeder #07W and the 4" spare conduit) will be terminated at a new pad mounted 15kV rated S&C switch PMS-I in the new electrical yard. One fused output from PMS-I will serve power to the new 2000 kVA oil-filled pad mounted transformer PMT-I. Both the PMS-I and transformer PMT-I will be installed on new 6" concrete slabs.

Building Normal/Commercial Electrical Service

1. The new electrical service originating at the new PMT-I transformer will serve as a concurrent electrical service for the Library, but with limited power distribution. Currently, the primary purpose of this electrical service will be to serve commercial power to the new fire pump and existing emergency loads. In the future when a major building renovation is undertaken, this service will be used as the new primary service for the entire building.
2. This new main service will originate at the new PMT-I and will be installed underground to the building exterior wall where it will enter above grade through pull boxes into the new electrical room and terminate at the new switchboard SWB-I. The new service will be a nominal 2500A service consisting of 6-4" conduits, each with 4-500kcmil 600V conductors.

3. New SWB-1 will be a 277/480 V/ 3PH/4 wire 2500A switchboard located in the new electrical room in the first floor southwest corner of the building. The new transformer and switchboard are sized to handle the entire building load, including future expected growth. At the completion of this project, the switchboard will primarily be used to serve normal power to the fire pump and to re-serve power to the existing emergency building loads (such as emergency lighting, elevators, etc.). The switchboard will have ample spare breakers to distribute commercial power throughout the building when a major building renovation is undertaken.

Building Emergency Electrical Service

1. A new 1000kW diesel fueled standby emergency generator (277/480V / 3 PH/ 4 W) will be installed in the new electrical yard. It will serve as the emergency power source for 1) The fire pump via the new fire pump controller FPC-1 and 2) The building existing critical emergency loads via the new automatic transfer switch ATS-1.
2. A new 277/480V/ 3 pole, 600A open transition bypass/isolation type automatic transfer switch (ATS-1) will be installed in the new electrical room to automatically transfer emergency (generator) power to existing critical emergency loads.
3. Emergency power will be distributed from ATS-1 to a new 277/480V / 3 PH/4 W/600A emergency power distribution panel EDP-1, which will also be installed in the new electrical room. All existing life safety loads currently served from the existing building ATS will instead be re-served from EDP-1.
4. The existing emergency generator and ATS will be removed at the completion of this project.

Lighting

1. All new overhead lighting will be specified for the renovated area of the first floor which will be reconfigured to accommodate the new fire pump room, new electrical room, and new offices. All new lighting will be LED type consisting of 2'x4' and 2'x2' fixtures and downlights. All lighting levels for offices will be approx. 30-50 fc and Elec/Mech rooms will be 40 fc.
2. The overhead lighting in the second floor stack area will be replaced with new LED type 2'x4' fixtures. All lighting levels for the stack

areas will be approx. 30-50 fc.

3. All new lighting systems shall comply with the lighting power density (LPD) requirements of the adopted energy code.
4. New lighting controls will consist of local wall mounted or ceiling mounted occupancy sensors to provide automatic lighting controls. Occupancy sensors will be used to automatically shutoff lighting and to automatically turn on lighting to 50% lumen output as required by the adopted energy code (IECC 2015).
5. Outdoor lighting will be limited in scope to the new electrical yard and will be wall mounted LED type wal-pak fixtures for safety and security only

Fire Alarm System:

1. The existing fire alarm control panel (FACP) serving the building is in good working condition and has adequate spare capacity to accommodate all additional new fire alarm devices as required by this project.
2. All new fire alarm initiating devices and monitor devices associated with the fire protection system and the renovated 1st floor space shall be connected to the nearest existing signaling line circuit. All new notification appliances shall be connected to the nearest existing notification appliance circuit. The existing FACP will be programmed to recognize all new devices and to ensure all alarm, trouble and supervisory signals are properly transmitted to the central monitoring station.
3. Any fire alarm devices, located on ceilings which are required to be removed for sprinkler system installation, will be removed, cleaned and reinstalled upon completion of sprinkler system installation.

PLUMBING SYSTEMS NARRATIVE

Introduction

The plumbing system scope of work consists of re-routing existing plumbing elements to accommodate new fire protection equipment. All plumbing system modifications are designed in compliance with applicable codes, as listed below.

- International Building Code – 2015
- International Plumbing Code – 2015
- TAS and ADA Standards

Plumbing System Scope Description

Demolition & Renovation

Existing underground sanitary waste and storm drain pipes located under the proposed new electrical yard will be cut and rerouted out from under the proposed new electrical equipment. In addition, the main natural gas service line and meter assembly serving campus from Centerpoint Gas Company is located in the center of the proposed electrical yard and it will be relocated to a location near the building wall to make space for the new generator. The gas piping on the service side of the meter will be rerouted by Centerpoint Gas and all of the piping on the output side of the meter will be installed by the project contractor.

A new floor drain will be installed in the new fire pump room, which will necessitate cutting the slab to make underground tie-ins to the existing underground sanitary line.

In limited areas, conflicts may occur between the new fire protection piping and existing domestic water piping. In these locations, the domestic water piping will be rerouted to resolve the conflict.

Plumbing Pipe

The following materials will be specified for use:

Waste & Vent Pipe:

- Underground: Service weight cast iron, with heavy duty no-hub fittings
- Above grade: Service weight cast iron with heavy duty no-hub fittings

Natural Gas Pipe:

- Underground: Polyethylene Pipe, joined by heat fusion method
- Above grade: Sch. 40 ASTM A-53 seamless, black carbon steel pipe, threaded or welded

New Domestic Water:

- Type "L" hard copper water pipe with wrought copper fittings and lead-free solder joints

FIRE PROTECTION SYSTEMS NARRATIVE

Introduction

The fire protection system scope of work is the major component of this project. It consists of designing and installing a wet-pipe sprinkler system throughout the building and a Class-I standpipe system in all four stairwells. Dabhi Engineering (DEAI) will specify the required sprinkler system requirements by which a complete system can be planned and installed by the Fire Protection/Sprinkler Contractor. DEAI will specify the applicable prescriptive codes and standards, the occupancy/hazard classifications for each space, the sequence of operation of the fire protection system, and other specific design requirements as desired in the best interest of the University. All fire protection system modifications will be designed in compliance with applicable codes, as listed below.

- International Building Code – 2015
- NFPA 101 – 2015
- NFPA 13 – 2016
- NFPA 14 – 2019
- NFPA 20 – 2019
- NFPA 70 – 2017

Fire Protection System Scope Description

Demolition

The existing standpipe system consists of two (2) standpipe hose cabinets located on each floor of the building in the southeast and northwest corners of the building. The existing system will be decommissioned and removed upon completion of this project.

Building Site Fire Water Service

- I. A new C-900 8-inch underground fire water service will be provided to the building from the site water main located approximately 50 feet to the south of the building. The new line will be routed underground through the new electrical yard and will penetrate the building above grade into the new fire pump room. The line will transition to ductile iron near the building perimeter, as per code requirement, and then transition to schedule 40 black carbon steel inside the building.

2. As per confirmation with the City of Beaumont Water Department, a separate break tank will not be required for the fire water service.

Fire Protection System Equipment Overview

1. A backflow prevention assembly will be installed above grade in the fire pump room immediately upon pipe entry as per The City of Beaumont Water Department's request.
2. The new building sprinkler system will be an entire building, automatic, wet pipe system.
3. The new stand pipe system will be a Class-I standpipe system in each of the 4 exit stairwells, as per high rise building requirements.
4. The new fire pump will be designed & installed in accordance with 2019 NFPA 20.
5. The fire water pumping system will consist of a single stage, 250 h.p electric motor driven horizontal split case fire pump, jockey pump, combination fire pump controller/automatic transfer switch, and jockey pump controller.
6. Downstream of the fire pump, a fire department siamese connection and a 4-outlet fire pump test header will be provided.
7. An electric outside water motor alarm (gong) will be provided and will be tied into a flow sensor located downstream of both the fire pump and manual bypass line.

Standpipe System

1. The standpipe system will be designed in accordance with the 2019 NFPA 14
2. The standpipe system will consist of a 6" standpipe riser located in each of the 4 exit stairwells. A 2½" pressure reducing type fire department angle valve (FDV) with cap and chain will be installed at each intermediate landing between floors.
3. A 3" drain riser will be installed in each stairwell as per code for sprinkler and standpipe testing requirements.

Sprinkler System

1. The sprinkler system will be designed in accordance with the 2019 NFPA 13.

2. The sprinkler system components will be UL Listed and FM Approved. Sprinkler heads in suspended ceilings will be located in the center of ceiling tiles. Sprinkler heads will be quick response concealed type with white finish in all areas with ceilings. Sprinkler heads located in areas without ceilings will be quick response, bronze finish, upright type.
3. The sprinkler supply line for each sprinkler zone on each floor will consist of a floor control pressure reducing valve with supervisory switch, a monitored flow switch, and an inspector's test station. Each drain line from the inspector's test station shall be connected to the 3" drain riser in each stairwell.
4. All administrative and general library (stack) areas shall be classified as "Light Hazard" occupancies and all other storage rooms, mechanical/electrical rooms, open lobby areas, and assembly areas shall be classified as "Ordinary Hazard". All system flow requirements shall be calculated by the Sprinkler contractor to satisfy all requirements of NFPA-13.
5. The sprinkler supply line for each sprinkler zone will be tapped off of alternating standpipe risers R-C and R-D for each floor.



TAB 5 DETAILED COST ESTIMATE

Lamar University
Mary & John Gray Library Fire Sprinkler
DD Package - Estimate Summary
15-Oct-20



Building Square Footage: 174,415 sqft.

DIV.	DESCRIPTION	DD BUDGET
01	General Requirements	\$ 236,000.00
02	Existing Conditions	\$ 118,670.00
03	Concrete	\$ 22,725.00
04	Masonry	\$ 84,700.00
05	Metals	\$ 15,500.00
07	Thermal and Moisture Protection	\$ 31,610.00
08	Doors and Windows	\$ 75,125.00
09	Finishes	\$ 341,762.00
10	Specialties	\$ 8,000.00
12	Furnishings	\$ 40,000.00
14	Conveying Systems	\$ 256,000.00
21	Fire Suppression	\$ 1,417,998.00
22	Plumbing	\$ 48,167.00
23	HVAC	\$ 94,764.00
26	Electrical	\$ 1,400,000.00
27	Communications	\$ 20,000.00
28	Electronic Safety and Security	\$ 42,900.00
31	Earthwork	\$ 29,980.00
32	Exterior Improvements	\$ 14,650.00
33	Utilities	\$ 56,244.00
Subtotal Cost of Work		\$ 4,354,795.00
	Construction Contingency 7.00%	\$ 304,835.65
Subtotal Cost of Work Plus Contingency		\$ 4,659,630.65
	Escalation 3.00%	\$ 139,788.92
Total Cost of Work Plus Contingency & Escalation		\$ 4,799,420
	CM General Conditions NTE	\$ 401,760
Subtotal		\$ 5,201,180
	CM Fee 3.50%	\$ 167,980
TOTAL		\$ 5,369,159
	Total/Sqft.	\$ 30.78 /sqft



PROJ.	Mary & John Gray Library Sprinkler Project	CLIENT		TSUS / Lamar University	LOCATION	Beaumont, TX
DESCRIPTION	Design Development Budget	DATE		October 23, 2020	BY	NR
DIV. #	ITEM	QUAN.	UNIT			TOTAL
DIV 1	GENERAL REQUIREMENTS					\$236,000
	Hoisting Equipment	14	MON		\$ 5,000.00	\$70,000
	Cleanup - Periodic	14	MON		\$ 2,142.85	\$30,000
	Cleanup - Final	174415	SF		\$ 0.23	\$40,500
	Street Cleaning	2	MOS		\$ 1,250.00	\$2,500
01 35 20	LEED Requirements		NA			\$0
	Allow for Mock-Ups	1	LS		\$ 2,500.00	\$2,500
	BIM Coordination		NIC			\$0
	Testing		BY OWNER			
	Xray concrete	30	EA		\$ 1,000.00	\$30,000
01 35 23	Safety Meetings/Materials (Project Safety Reqs)	60	WKS		\$ 100.00	\$6,000
01 43 00	Quality Assurance	1	LS		\$ 5,000.00	\$5,000
01 45 00	Quality Control	1	LS		\$ 5,000.00	\$5,000
01 45 18	Field Engineering	1	LS		\$ 2,500.00	\$2,500
01 70 00	Contract Closeout	1	LS		\$ 5,000.00	\$5,000
01 73 29	Cutting and Patching		IN SUBS			
	Temporary Protection of Existing Furnishings	8	LS		\$ 4,000.00	\$32,000
01 91 00	Commissioning Coordination	1	LS		\$ 5,000.00	\$5,000
DIV 2	EXISTING CONDITIONS					\$118,670
	DEMOLITION - TUNNEL PIPE REMEDIATION	40	LF		\$ 1,000.00	\$40,000
	DEMOLITION - DUCT REMEDIATION	100	LF		\$ 200.00	\$20,000
	DEMOLITION - STAIR LANDING REMEDIATION	256	LF		\$ 20.00	\$5,120
	DEMOLITION - FIRST FLOOR	2800	SF		\$ 12.00	\$33,600
	DEMOLITION - SECOND FLOOR CEILING	15000	SF		\$ 1.25	\$18,750
	DEMOLITION - PAVING/SIDEWALK	300	SF		\$ 4.00	\$1,200
DIV 3	Concrete					\$22,725
03 30 00	CMU Wall Footing	103	LF		\$ 75.00	\$7,725
03 30 00	WALL Cores for Fire Line Main	2	EA		\$ 500.00	\$1,000
03 30 00	SERVICE YARD CONCRETE PADS	450	SF		\$ 20.00	\$9,000
03 30 00	PATCH/REPAIR CONCRETE	1	EA		\$ 5,000.00	\$5,000
DIV 4	MASONRY					\$84,700
04 20 00	CMU SCREEN WALL (WINDLOAD)	1200	SF		\$ 38.00	\$45,600
04 20 00	BRICK VANNER	1200	SF		\$ 28.00	\$33,600
04 20 00	CAST STONE	100	LF		\$ 55.00	\$5,500
DIV 5	METALS					\$15,500
05 50 00	DOUBLE GATE	1	EA		\$ 3,500.00	\$3,500
05 50 00	SINGLE GATE	1	EA		\$ 2,000.00	\$2,000
05 50 00	MISC. METAL/BRACING		ALLOWANCE			\$10,000
DIV 6	THERMAL & MOISTURE PROTECTION					\$31,610
07 21 00	INSULATED WALL AT ELEC ROOM EXTERIOR	108	SF		\$ 75.00	\$8,100
07 21 00	2HR FIRE RATING UNDER DECK	390	SF		\$ 9.00	\$3,510
078400	FIRE STOPPING		ALLOWANCE			\$20,000
DIV 8	DOORS/WINDOWS					\$75,125
08 11 13	HM FRAMES - STANDARD	9	EA		\$ 325.00	\$2,925
08 11 13	HM FRAMES > 3' - 4HR	11	EA		\$ 550.00	\$6,050
08 14 23.16	PLASTIC-LAMINATE-FACED WOOD DOORS	9	EA		\$ 350.00	\$3,150
08 14 23.16	METAL DOORS > 3' - 4HR	11	EA		\$ 1,000.00	\$11,000
08 71 00	DOOR HARDWARE (SERVICE GATES)	23	EA		\$ 800.00	\$18,400
08 71 00	DOOR HARDWARE - CLOSURES	56	EA		\$ 350.00	\$19,600
08 80 00	GLASS /GLAZING (Temp. Access)		ALLOWANCE			\$14,000
DIV 9	FINISHES					\$341,762
	GYPSUM BOARD ASSEMBLIES - NEW	172	LF		\$ 120.00	\$20,640
	WALL FILM AT COMPUTER ROOM	84	LF		\$ 15.00	\$1,260
	GYP. BD. ASSEMBLIES - INSULATE AT ELEC	140	LF		\$ 50.00	\$7,000
	GYP. BD. ASSEMBLIES - (LOBBY SPRINKLER)	580	LF		\$ 50.00	\$29,000
	ACOUST. CEILING - 1ST FLR RENOVATION	2800	SF		\$ 8.00	\$22,400
	ACOUST. L CEILING - 1ST FLR PATCH (20%)	3000	SF		\$ 3.00	\$9,000
	ACOUST. CEILING - 2ND FLR REPLACEMENT	18200	SF		\$ 5.00	\$91,000
	ACOUST. CEILING - 3RD FLR PATCH (34%)	6188	SF		\$ 3.00	\$18,564



	ACOUST. CEILING - 4TH FLR PATCH (34%)	6188 SF		\$ 3.00	\$18,564
	ACOUST. CEILING - 5TH FLR PATCH (34%)	6188 SF		\$ 3.00	\$18,564
	ACOUST. CEILING - 6TH FLR PATCH (20%)	3640 SF		\$ 3.00	\$10,920
	ACOUST. CEILING - 7TH FLR PATCH (20%)	3640 SF		\$ 5.00	\$18,200
	ACOUST. CEILING - 8TH FLR PATCH (25%)	4550 SF		\$ 7.00	\$31,850
	CARPET	1700 SF		\$ 5.00	\$8,500
	CERAMIC TILE (FLOOR AND WALL PATCH)	1200 SF		\$ 14.00	\$16,800
	PAINTING - 1ST FLOOR RENOVATION	700 SF		\$ 1.50	\$1,050
	PATCH WALL SURFACES - ALL FLOORS	8 EA		\$ 2,000.00	\$16,000
	FLOOR PREP	500 SF		\$ 2.50	\$1,250
	SEALED CONCRETE	800 SF		\$ 1.50	\$1,200
DIV 10	SPECIALTIES				\$8,000
101400	GRAPHICAL/SIGNAGE ALLOWANCE	8 EA		\$ 1,000.00	\$8,000
DIV 12	FURNISHINGS				\$40,000
12 24 13	FURNITURE MOVING	8 EA		\$ 5,000.00	\$40,000
DIV 14	CONVEYING SYSTEMS				\$256,000
12 24 13	REPAIR FREIGHT ELEVATOR	ALLOWANCE			\$256,000
DIV 21	FIRE SUPPRESSION				\$1,417,998
21 13 13	WET-PIPE SPRINKLER SYSTEM				
	FP-1 Fire Pump w/Controller	1 EA		\$ 85,000.00	\$85,000
	JP-1 Jockey Pump w/Controller	1 EA		\$ 8,500.00	\$8,500
	1" Piping Groove Joint	80 LF		\$ 15.00	\$1,200
	1 1/2" Piping Groove Joint	80 LF		\$ 21.00	\$1,680
	2 1/2" Piping Groove Joint	560 LF		\$ 36.00	\$20,160
	3" Piping Groove Joint - Drain Riser	642 LF		\$ 43.00	\$27,606
	6" Piping Groove Joint	850 LF		\$ 92.00	\$78,200
	8" Piping Groove Joint	145 LF		\$ 132.00	\$19,140
	Fittings	1 LS		\$ 3,610.00	\$3,610
	6" Gate Valve	5 EA		\$ 1,200.00	\$6,000
	6" Check Valve	2 EA		\$ 3,100.00	\$6,200
	8" Backflow Preventer	1 EA		\$ 15,000.00	\$15,000
	FDC-1 Wall Mtd Dual Connection	1 EA		\$ 450.00	\$450
	New 4 Outlet Fire Pump Test Header	1 EA		\$ 1,250.00	\$1,250
	2 1/2" FDV-1	32 EA		\$ 350.00	\$11,200
	Drain Riser Connection	32 EA		\$ 115.00	\$3,680
	Piping Connection at Fire Pump	1 EA		\$ 3,500.00	\$3,500
	Piping Connection at Jockey Pump	1 EA		\$ 1,250.00	\$1,250
	Water Gong	1 EA		\$ 660.00	\$660
	Roof Standpipe Valve	1 EA		\$ 1,200.00	\$1,200
	Miscellaneous Gauges/Trim	1 LS		\$ 750.00	\$750
	Remove Existing 4" Fire Line, Valves & Cap	125 LF		\$ 12.00	\$1,500
	Clean, Lubricate Exist 8" OS&Y Valve	1 EA		\$ 500.00	\$500
	Remove Existing FD Connection and Valve	1 EA		\$ 250.00	\$250
	Remove Existing STM/HW Heat Exchanger	1 EA		\$ 3,000.00	\$3,000
	New 6" Fire Line	177 LF		\$ 92.00	\$16,284
	New Blind Flange Cap at 4" FL Removal	1 EA		\$ 300.00	\$300
	Core Drill Masonry Wall for 6" FL	3 EA		\$ 500.00	\$1,500
	New 3" Drain Riser Piping	39 LF		\$ 40.00	\$1,560
	Remove Entire FDC Assem., Patch w/ SS Plate	1 EA		\$ 1,500.00	\$1,500
	Wet Pipe Sprinkler Area	174415 SF		\$ 6.28	\$1,095,368
DIV 22	PLUMBING				\$48,167
22 00 00	WASTE / VENT AND GAS				
	New Water Closet	2 EA		\$ 1,000.00	\$2,000
	New Wall Mtd Lavatory	2 EA		\$ 900.00	\$1,800
	Rough-In Fixtures	4 EA		\$ 550.00	\$2,200
	New Carrier	4 EA		\$ 250.00	\$1,000
					\$0
	Remove/Replace Concrete for Gas Line Utility	35 SF		\$ 35.00	\$1,225
	New Gas Line UG	108 LF		\$ 85.00	\$9,180
	Remove Existing 4" Gas Line	101 LF		\$ 12.00	\$1,212
	Relocate Existing Natural Gas Meter	1 EA		\$ 5,000.00	\$5,000
	Gas Company Installation	ALLOWANCE			\$15,000
	Relocate Ex. Utility at Equip Yard (point H to G)	34 LF		\$ 75.00	\$2,550
	Relocate Fire Hydrant	1 EA		\$ 1,200.00	\$1,200
	New Floor Sink in Existing Concrete	1 EA		\$ 750.00	\$750
	New 4" Sanitary	60 LF		\$ 65.00	\$3,900
	Connect To Existing 4" Sanitary	1 EA		\$ 450.00	\$450
	Remove/Replace Concrete for Sanitary Line	1 LS		\$ 700.00	\$700
DIV 23	HVAC				\$94,764

23 00 00	HEATING, VENTILATING & AC			
	Duct/Devices Relocate at Fire Pump/Elec Room	1588 SF	\$ 3.00	\$4,764
	Add Controls to Penthouse Unit	1 LS	\$ 10,000.00	\$10,000
	Duct Modifications as Required for Sprinkler	ALLOWANCE		\$80,000
DIV 26	ELECTRICAL			\$1,400,000
26 00 00	ELECTRICAL	Est.		\$945,000
	PMS-1 Pad Mtd Manual Switchgear	1 EA		
	PMT-1 4160V-277/480 2k KVA Pad Mt XFMR	1 EA		
	SWB-1 277/480V 2500A MCB			
	2500A Breaker	1 EA		
	1200A Breaker	1 EA		
	600A Breaker	1 EA		
	600A Space	1 EA		
	400A Spare	3 EA		
	70A Breaker	1 EA		
	Cubicle	2 EA		
	Panel EDP-1 277/480V 600A MCB			
	600A Breaker	1 EA		
	400A Spare	1 EA		
	250A Space	2 EA		
	225A Breaker	1 EA		
	20A Breaker	1 EA		
	Panel L1 208/120V 225A MCB			
	225A Breaker	1 EA		
	20A/3 Breaker	13 EA		
	20A/1 Spare	14 EA		
	20A Space	EA		
	T-2 480-120/208V 75KVA Indoor Transformer	1 EA		
	ATS-1 600A	1 EA		
	Work in Existing Boxes	1 LS		
	Motor Connections - Fire pump	1 EA		
	Motor Connections - Jockey Pump	1 EA		
	Building Power Distribution - Panel Feeders	1 LS		
	Building Power Distribution - Motor Feeder	1 LS		
	Power Branch - Conduit/Wire	1000 LF		
	Lighting Branch - Conduit/Wire	800 LF		
	Work in Existing Ceilings	1 LS		
	Rough-in Conduit/Boxes for Fire Alarm	ALLOWANCE		
	Drawings SE2.02, 2.03, 2.04 Tunnel			
	4" RGS	112 LF		
	(3) #350kcmil	347 LF		
	(1) #2 Grd	123 LF		
	Fittings	ALLOWANCE		
	New Pull Box - 4 5'L x '30"H x 30" W	1 EA		
	Work at Existing PS-05	1 LS		
	Drawings SE2.02, 2.03, 2.04 Tunnel			
	4" RGS (3)-#350kcmil #1grd 15kv on Ex. Tunnel	777 LF		
	4" RGS	777 LF		
	(3) #350kcmil	2409 LF		
	(1) #2 Grd	855 LF		
	Fittings	ALLOWANCE		
	Abandon Existing Feeder Add labeling	1 EA		
	Trenching /Backfill out of Tunnel	105 LF		
	Penetrate/Patch Tunnel for Conduit	1 EA		
	Premium Work in Existing Tunnel	1 EA		
	Site UG Ductbank	170 LF		
	(2) 5" PVC Conduit	340 LF		
	Spacers	90 EA		
	Concrete Material and Place	31 CY		
	Rebar	550 LBS		
	(3) 350 kcmil Conductor 15 kv	527 LF		
	(1) 4/0 grd Conductor 15 kv	187 LF		

	Trenching/Backfill	170 LF		
	Ductbank	170 LF		
	Wall OS Switch	4 EA		
	Switch	4 EA		
	Duplex Outlet	25 EA		
	2x4 Fixture Office Area	18 EA		
	Grounding at Elec Rm and IDF	ALLOWANCE		
	Testing	ALLOWANCE		
	Emergency Generator 1000/1250 KW Diesel	1 EA	\$ 400,000.00	\$400,000
	ATS-1 600A	1 EA	in above	
	T-2 480-120/208V 75KVA Indoor Transformer	1 EA	\$ 55,000.00	\$55,000
DIV 27	COMMUNICATIONS			\$20,000
	DATA CABLING MODS FOR SPRINKLER PIPE	ALLOWANCE		\$20,000
	NEW CABLING AND RELOCATION OF RACKS	BY OWNER		
DIV 28	SAFETY AND SECURITY			\$42,900
28 31 11	FIRE-ALARM SYSTEM UPDATES/REPAIRS	174415		
	Fire Alarm Sub Panel	1 EA	\$ 5,500.00	\$5,500
	Remove/Clean Adjust Existing FA Devices	174415 SF	\$ 0.18	\$32,400
	Connect to Existing System & Test	1 EA	\$ 5,000.00	\$5,000
DIV 31	EARTHWORK			\$29,980
31 31 50	SERVICE YARD EARTHWORK			
	Excavate 5'	407 CY	\$ 12.00	\$4,884
	Haul Spoils	428 CY	\$ 14.00	\$5,992
	Backfill/Compact	489 CY	\$ 36.00	\$17,604
	Grading	2000 SF	\$ 0.75	\$1,500
DIV 32	EXTERIOR IMPROVEMENTS			\$14,650
32 13 12	GRAVEL BASE	1550 SF	\$ 3.00	\$4,650
32 13 13.26	CONCRETE WALKS	ALLOWANCE		\$5,000
32 92 00	TURF AND GRASSES	ALLOWANCE		\$5,000
DIV 33	SITE UTILITIES			\$56,244
	Silt Fence	100 LF	\$ 3.00	\$300
	Inlet Protection	1 LS	\$ 100.00	\$100
	Maintenance	1 LS	\$ 250.00	\$250
	New 6" Fire Line - Buried	140 LF	\$ 132.00	\$18,480
	New 6" FD Remote Site Connection	1 EA	\$ 3,100.00	\$3,100
	New 8" Fire Line - Buried	115 LF	\$ 165.00	\$18,975
	New Fire Department Connection w/Signage	1 EA	\$ 1,500.00	\$1,500
	TS&V Connect 8" Fire Line to Existing	1 EA	\$ 2,100.00	\$2,100
	Replace Concrete at Fire Line Installation	90 SF	\$ 7.00	\$630
	Trench/Backfill	115 LF	\$ 25.00	\$2,875
	Grate Inlet	1 EA	\$ 510.00	\$510
	12" Storm Sewer	40 LF	\$ 36.00	\$1,440
	Connect 12" to Existing 24" SS	1 EA	\$ 650.00	\$650
	Remove Existing Storm Sewer Line	38 LF	\$ 16.00	\$608
	Trench/Backfill	40 LF	\$ 25.00	\$1,000
	Remove Existing 4" Sanitary Line	34 LF	\$ 14.00	\$476
	New 4" Sanitary Sewer	40 LF	\$ 45.00	\$1,800
	Connect New 4" To Existing	1 EA	\$ 450.00	\$450
	Trench/Backfill	40 LF	\$ 25.00	\$1,000
COST OF WORK SUBTOTAL				\$4,354,795
	CONSTRUCTION CONTINGENCY		7.00%	\$304,836
	ESCALATION		3.00%	\$139,789
TOTAL COST OF WORK PLUS CONTINGENCIES				\$4,799,419
CONSTRUCTION SERVICES				
	CM GENERAL CONDITIONS		NTE	\$401,760
	CONSTRUCTION PHASE FEE		3.50%	\$167,980
TOTALS				\$5,369,159

LAMAR UNIVERSITY - MARY AND JOHN GRAY LIBRARY

Beaumont, Texas

Sprinkler Systems and Interior Renovations

DESIGN DEVELOPMENT ESTIMATE

Summary

Date of Estimate - 10-14-2020

<u>DIVISION NO.</u>	162,875 SF		
DIVISION 01 - GENERAL REQUIREMENTS	257,500	\$	1.58
DIVISION 02 - EXISTING CONDITIONS	91,254	\$	0.56
DIVISION 03 - CONCRETE	26,289	\$	0.16
DIVISION 04 - MASONRY	87,587	\$	0.54
DIVISION 05 - METALS	13,000	\$	0.08
DIVISION 06 - WOOD & PLASTICS	-	\$	-
DIVISION 07 - THERMAL & MOISTURE	21,000	\$	0.13
DIVISION 08 - DOORS & WINDOWS	74,898	\$	0.46
DIVISION 09 - FINISHES	312,789	\$	1.92
DIVISION 10 - SPECIALTIES	2,670	\$	0.02
DIVISION 11 - EQUIPMENT	-	\$	-
DIVISION 12 - FURNISHINGS	-	\$	-
DIVISION 13 - SPECIAL CONSTRUCTION	-	\$	-
DIVISION 14 - CONVEYING EQUIPMENT	255,585	\$	1.57
DIVISION 21 - FIRE SUPPRESSION	1,479,300	\$	9.08
DIVISION 22 - PLUMBING	52,700	\$	0.32
DIVISION 23 - HVAC	76,385	\$	0.47
DIVISION 26 - ELECTRICAL	1,096,911	\$	6.73
DIVISION 27 - COMMUNICATIONS	60,000	\$	0.37
DIVISION 28 - ELECTRONIC SECURITY & SAFETY	46,700	\$	0.29
DIVISION 31 - EARTHWORK	15,000	\$	0.09
DIVISION 32 - EXTERIOR IMPROVEMENTS	25,010	\$	0.15
DIVISION 33 - UTILITIES	86,764	\$	0.53
SUBTOTAL - DIRECT TRADE COST \$ 4,081,341 \$25.06 /SF			
ADD FOR CM - CONTRACTOR GC, OH&P	\$	401,759	
ADD FOR PHASING/ABATEMENT	3.50%	\$ 156,908	
ADD FOR CM CONTINGENCY	7.00%	\$ 324,801	
ADD FOR ESCALATION	3.00%	\$ 148,944	
TOTAL OF ESTIMATE	\$	5,113,753	\$31.40 /SF



LAMAR UNIVERSITY - MARY AND JOHN GRAY LIBRARY
Beaumont, Texas

Sprinkler Systems and Interior Renovations

DESIGN DEVELOPMENT ESTIMATE

Detail

Date of Estimate - 10-14-2020

Section	Ref.	Description	DD Qty	Unit	Rate	DD Total
DIVISION 01 - GENERAL REQUIREMENTS						
01 00 00	010	Temp Protection / Wayfinding / Window Cleaning / Moving / Floor Protection	1	LS	75,000.00	75,000
01 00 00	015	Hoisting	1	LS	70,000.00	70,000
01 00 00	020	Slab X-Ray	1	LS	30,000.00	30,000
01 00 00	025	Quality Control/ Protection of Existing Furnishings / Safety Meetings	1	LS	40,000.00	40,000
01 00 00	030	Mock Ups	1	LS	2,500.00	2,500
01 00 00	035	Moving Expenses	1	LS	40,000.00	40,000
Div. 01 Total						257,500
DIVISION 02 - EXISTING CONDITIONS						
02 00 00	010	Remove Existing Interior Doors	10	EA	250.00	2,500
02 00 00	020	Demo Interior Partition	249	LF	10.00	2,490
02 00 00	030	Ceiling Demo	16,008	SF	1.20	19,210
02 00 00	035	Demo Flooring	2,036	SF	1.50	3,054
02 00 00	040	Abatement allowance for Ductwork, VCT, Stairwells	1	LS	22,500.00	22,500
02 00 00	045	Demo Tunnel / Paving	1	LS	41,500.00	41,500
Div. 02 Total						91,254
DIVISION 03 - CONCRETE						
03 00 00	015	Patch and Repair Concrete	1	LS	2,500.00	2,500
03 00 00	020	Slab Concrete	25	CY	145.00	3,625
03 00 00	025	Slab Reinforcing Steel	1	TON	1,800.00	1,800
03 00 00	030	Footing, Concrete	28	CY	421.22	11,794
03 00 00	035	Footing Reinforcing Steel	1	TON	1,800.00	1,800
03 00 00	040	Grade Beam Concrete	18	CY	165.00	2,970
03 00 00	045	Grade Beam reinforcing Steel	1	TON	1,800.00	1,800
Div. 03 Total						26,289
DIVISION 04 - MASONRY						
04 00 00	015	Interior 8" CMU Wall	3	LF	19.00	57
04 00 00	020	12" CMU Wall	1,404	SF	36.00	50,544
04 00 00	025	Brick Veneer	1,404	SF	24.00	33,696
04 00 00	030	Cast Stone Coping	94	LF	35.00	3,290
Div.04 Total						87,587
DIVISION 05 - METALS						
05 00 00		Allow for Misc. Metals and Bracing	1	LS	13,000.00	13,000
Div. 05 Total						13,000
DIVISION 07 - THERMAL AND MOISTURE PROTECTION						
07 00 00	010	Insulation	3,000	SF	2.00	6,000
07 00 00	015	Fire Stopping	1	EA	15,000.00	15,000
Div. 07 Total						21,000
DIVISION 08 - DOORS & WINDOWS						
08 00 00	020	Interior Single Door, Type F, 4'-0"X7'-0"	2	EA	2,576.00	5,152
08 00 00	025	Interior Single Door, Type F, 3'-0"X7'-0"	8	EA	1,932.00	15,456
08 00 00	030	Interior Single Door, Type F, 4'-0"X7'-0", 4 HR Fire Rated	2	EA	9,800.00	19,600

08 00 00	035	Exterior Double Door at Generator Yard, 6'-0"X7'-0"	1	EA	4,620.00	4,620
08 00 00	040	Exterior Single Door at Generator Yard, 3'-0"X7'-0"	1	EA	2,310.00	2,310
08 00 00	050	Glass Glazing	1	LS	12,000.00	12,000
08 00 00	055	Replace Restroom Door Hardware with Accessible Handle W/"Vacant/In-Use"Lock/Toggle	4	EA	240.00	960
08 00 00	060	Coordinators/Closers on all stair Doors	32	EA	150.00	4,800
08 00 00	065	Double Doors w/ Panics	2	EA	5,000.00	10,000
					Div. 08 Total	74,898

DIVISION 09 - FINISHES

09 00 00	015	Interior Partition, Gyp 2 Sides	241	LF	94.00	22,654
09 00 00	020	Interior Partition, Gyp 1 Side	17	LF	85.00	1,445
09 00 00	040	Ceiling Tile Allowance \$/SF for Rework after Sprinkler System Install	39,252	SF	3.15	123,644
09 00 00	045	ACT Ceiling	15,142	SF	4.50	68,139
09 00 00	050	Exposed to Structure	359	SF	1.25	449
09 00 00	055	2-Hour Fire Rated Spray Foam	383	SF	4.26	1,632
09 00 00	060	Sealed Concrete	947	SF	1.95	1,847
09 00 00	065	Carpet	1,125	SF	4.50	5,063
09 00 00	075	Tile Flooring	852	SF	12.00	10,224
09 00 00	080	Tile Base	92	LF	12.00	1,104
09 00 00	085	Base Rubber	522	LF	2.25	1,175
09 00 00	090	TBT - Paint - Walls in Reno area	5,314	SF	1.50	7,971
09 00 00	095	Paint Touch-up - Repairs Throughout + Graphics Allowance 8K	1	LS	25,000.00	25,000
09 00 00	100	Treated Plywood Wall	330	SF	5.60	1,848
09 00 00	105	Tile Wall Covering	883	SF	12.00	10,596
09 00 00		Allow for Replacement of Damaged Ceiling Tiles , Level 8	1	LS	15,000.00	15,000
09 00 00		Allow for Replacement of Damaged Ceiling Tiles , Level 5	1	LS	15,000.00	15,000
					Div. 09 Total	312,789

DIVISION 10 - SPECIALTIES

10 00 00		Toilet Paper Dispenser	2	EA	110.00	220
10 00 00		Paper Towel Dispenser	2	EA	75.00	150
10 00 00		Soap Dispenser	2	EA	75.00	150
10 00 00		Grab Bar, 36"	2	EA	150.00	300
10 00 00		Grab Bar, 42"	2	EA	175.00	350
10 00 00		Restroom Mirror	2	EA	250.00	500
10 00 00		Allow for Interior Signage	1	LS	1,000.00	1,000
					Div 10 Total	2,670

DIVISION 14 - CONVEYING EQUIPMENT

14 00 00		Refurbish Existing Freight Elevator	1	LS	255,585.00	255,585
					Div 14 Total	255,585

DIVISION 21 - FIRE SUPPRESSION

21 00 00	010	X-Ray - Slab Cuts and Core Drilling	1	LS	25,000.00	25,000
21 00 00	015	Fire Protection System Turn Key 1250 Heads (130 SF per Head) Incl Standpipes	162,000	SF	8.50	1,377,000
21 00 00	020	Fire Water - Pipe, Steel, Threaded, 2.5"	65	LF	25.00	1,625
21 00 00	025	Fire Water - Pipe, Steel, Threaded, 6"	395	LF	45.00	17,775
21 00 00	030	FP-1 - Fire Water - Pump, 1000 GPM 240 PSI Pentair Aurora Model 6 - 485 - 17A - 44 - Incl Controller	1	EA	48,900.00	48,900
21 00 00	035	BFP-1 - Fire Water - Pump	1	EA	2,500.00	2,500
21 00 00	040	Fire Water - Swing Check Valve	3	EA	250.00	750
21 00 00	045	Fire Water - Ball Valve	9	EA	250.00	2,250
21 00 00	050	Fire Water - Swing Check Valve	3	EA	250.00	750
21 00 00	055	JP-1 Fire Water - Pump, 10 GPM 250 PSI Pentair Aurora Model PVM1-25 - Incl Controller	1	EA	2,750.00	2,750
					Div. 21 Total	1,479,300

DIVISION 22 - PLUMBING

22 00 00	010	Demo Floor Drain	1 EA	250.00	250
22 00 00	015	Demo Plumbing Fixture and Associated Accessories	4 EA	300.00	1,200
22 00 00	020	Demo 4" Fire Line	76 LF	25.00	1,900
22 00 00	025	Sanitary - Floor Drain, 4"	1 EA	2,500.00	2,500
22 00 00	030	Storm Sewer, 6"	30 LF	75.00	2,250
22 00 00	035	Gas	1 LS	10,000.00	10,000
22 00 00	040	Plumbing Crew - For Connections / Relocation Etc. Allowance	80 HRS	150.00	12,000
22 00 00	045	Underground Sanitary Sewer Line, 4"	5 LF	55.00	275
22 00 00	050	Fire Line, 6"	186 LF	65.00	12,090
22 00 00	055	Water Closet, ADA	2 EA	1,100.00	2,200
22 00 00	060	Lavatory, Wall Mounted, ADA	2 EA	1,000.00	2,000
22 00 00	065	Allow for Area Drains in Generator Yard	1 LS	3,000.00	3,000
22 00 00	070	Allow for Domestic and Sanitary Water Rework	289 SF	10.50	3,035
				Div. 22 Total	52,700

DIVISION 23 - HVAC

23 00 00	010	Demo Existing Heat Exchanger, Associated Controls, Valves	1 EA	1,200.00	1,200
23 00 00	015	Demo Pressure Relief Valve	1 EA	35.00	35
23 00 00	020	Demo Approx. 10' Section of 6" Dia. Stl. Steam Line	1 EA	120.00	120
23 00 00	025	Demo Access Door	1 EA	30.00	30
23 00 00	030	HVAC Ductwork Modifications / Relocations (Allowance)	1 LS	75,000.00	75,000
				Div. 23	76,385

DIVISION 26 - ELECTRICAL

26 00 00	010	Electrical Crew - Labor for Wiring / Scope	480 HRS	225.00	108,000
26 00 00	015	Electrical Material - wiring and conduit - outdoor gear and indoor gear / connect indoor gear	1 LS	12,000.00	12,000
26 00 00	025	Fire Alarm Devices (Remove and Clean and Reinstalled)	1 LS	5,000.00	5,000
26 00 00	035	Demo Light Fixture	40 EA	50.00	2,000
26 00 00	040	Demo Speaker	8 EA	50.00	400
26 00 00	045	Demo Receptacle	31 EA	15.00	465
26 00 00	050	Demo Data Outlet	8 EA	45.00	360
26 00 00	055	Remove Exit Sign	2 EA	15.00	30
26 00 00	060	New 2X4 LED Light	18 EA	500.00	9,000
26 00 00	065	4' Lens LED Strip Light	12 EA	500.00	6,000
26 00 00	070	LED Downlight	2 EA	750.00	1,500
26 00 00	075	Wall-Mounted Exterior Wall Pack	5 EA	900.00	4,500
26 00 00	080	Duplex Receptacle	19 EA	75.00	1,425
26 00 00	085	Quadplex Receptacle	4 EA	110.00	440
26 00 00	090	Switch, Occupancy	7 EA	350.00	2,450
26 00 00	095	Switch	3 EA	75.00	225
26 00 00	100	Remove, Store, and Reuse 2X4 LED Light Fixture	209 EA	200.00	41,800
26 00 00	110	Exterior wall Lights - Allowance	6 EA	500.00	3,000
26 00 00	115	Grounding Allowance	1 EA	10,500.00	10,500
26 00 00	120	ATS-1	1 EA	18,000.00	18,000
26 00 00	125	EDP-1 277/480 New Panel	1 EA	3,300.00	3,300
26 00 00	130	EMG -1 Kohler Model KDD1000 - Emergency Generator Quote from Brian 281-310-6858	1 EA	365,000.00	365,000
26 00 00	135	L1 - PNL New Panel 208/120 150 AMP	1 EA	5,500.00	5,500
26 00 00	140	SWB -1 New Switchboard 2500 AMP 277/480 3 phase 4 Wire	1 EA	32,340.00	32,340
26 00 00	145	PMS-1 Switchgear	1 EA	30,000.00	30,000
26 00 00	150	PMT-1 New 2000kVA Transformer and Switch	1 EA	40,000.00	40,000
26 00 00	155	T2 - 75kVA Indoor Transformer	1 EA	16,500.00	16,500
26 00 00	160	UG Feeder Wire S&C Switch to Library In tunnel	1,000 LF	140.00	140,000

26 00 00	165	4" RGS	150	LF	65.00	9,750
26 00 00	170	UG Ductbank w/ "2" - 4" Conds	240	LF	320.00	76,800
26 00 00	180	4" RGS	176	LF	48.25	8,492
26 00 00	185	(3)#350 kcmil PH	868	LF	12.00	10,416
26 00 00	190	4" SCH 40 PVC Conduit W/Pull String	15	LF	14.50	218
26 00 00	195	UG Electrical Ductbank	162	LF	750.00	121,500
26 00 00	200	PB-1 - PULL BOXES	12	EA	750.00	9,000
26 00 00	210	Allow for Exit Signage	1	LS	1,000.00	1,000
					Div. 26 Total	1,096,911

DIVISION 27 - COMMUNICATIONS

26 00 00	010	Allow for Data/IT Rework	1	LS	60,000.00	60,000
					Div. 27 Total	60,000

DIVISION 28 - ELECTRONIC SECURITY & SAFETY

28 00 00	010	Panic Hardware for Double Doors at 7th Floor Computer Lab	1	EA	2,900.00	2,900
28 00 00	015	Panic Hardware for Single Doors at 8th Floor Computer Lab	2	EA	1,900.00	3,800
28 00 00	020	Allow for Fire Alarm Devices	1	LS	40,000.00	40,000
					Div. 28 Total	46,700

DIVISION 31 - EARTHWORK

31 00 00	010	Grading and Fill - Slope to Drain (Earthwork Gravel / Soil)	1	LS	15,000.00	15,000
					Div. 31 Total	15,000

DIVISION 32 - EXT. IMPROVEMENTS

32 00 00	010	Replace Concrete Pavement/Sidewalk	300	SF	6.70	2,010
32 00 00	015	Gravel Concrete / Turf / Yard Foundation	1	LS	23,000.00	23,000
					Div. 32 Total	25,010

DIVISION 33 - UTILITIES

33 00 00	010	Relocate Existing Gas Meter	1	EA	1,200.00	1,200
33 00 00	015	Relocate Existing Fire Hydrant	1	EA	2,500.00	2,500
33 00 00	020	Remove 6" Storm Sewer	38	LF	25.00	950
33 00 00	025	Remove 4" Sanitary Sewer Line	34	LF	25.00	850
33 00 00	030	Remove 4" Gas Line	40	LF	18.00	720
33 00 00	035	Remove 4" Water Line	14	LF	25.00	350
33 00 00	040	Storm Sewer Pipe, 12"	40	LF	70.00	2,800
33 00 00	045	Sanitary Sewer Pipe, 4"	40	LF	55.00	2,200
33 00 00	050	Gas Line	91	LF	9.00	819
33 00 00	055	Grate Inlet	1	EA	1,500.00	1,500
33 00 00	060	Fire Department Connection w/ Signage	1	EA	3,100.00	3,100
33 00 00	065	Silt Fence or Erosion Logs	95	LF	5.00	475
33 00 00	070	6" / 8" Water - Main Line to Building, Incl Excavation and Fill / Repairs	231	LF	300.00	69,300
					Div. 33 Total	86,764

Subtotal **4,081,341**

ADD FOR CM - CONTRACTOR GC, OH&P		401,759
ADD FOR PHASING / ABATEMENT	3.50%	156,908
ADD FOR CM CONTINGENCY	7.00%	324,801
ADD FOR ESCALATION	3.00%	148,944

Total Construction Cost **5,113,753**





PGAL

TAB 6 TOTAL PROJECT COST "TPC"

TOTAL PROJECT COST

Construction Cost Limitation (CCL):	\$5,369,160.00
Other Items Within the Construction Cost:	\$0.00
Total Estimated Construction Cost:	\$5,369,160.00
CM Pre-Construction Services	\$18,000.00
Owner's Construction Contingency:	\$393,405.00
Architect /Engineer Fees:	\$575,100.00
Furnishings and Equipment (equipment included in CCL):	\$0.00
Owner Contracted Services / Other Work:	\$69,335.00
Owner Provided Services / Miscellaneous:	\$0.00
Project Contingency:	\$75,000.00
Project Management Administrative Fees:	\$0.00
Landscape Enhancement	\$0.00
Public Art	\$0.00
Estimated Total Project Cost (TPC):	\$6,500,000.00



PGAL

TAB 7 COST COMPARISON

COST COMPARISON

No examples could be found of comparable projects with similar size and scope that have been recently built in the region under similar circumstances. The “Lamar University Library Sprinkler Project” is a renovation of an existing building and therefore presents a particularly difficult installation. The piping will have to be installed in short pieces, maneuvered around many existing obstacles, and will be greatly affected by the phasing of the work to allow the current occupancy to continue. Standpipes are being added to all stairs, extended throw sprinkler heads are required to allow us to retain luminous ceilings on the first and eighth floors. Additional rows of sprinkler heads are required on the third through fifth floors due to existing surface mounted light fixtures. To support the new system fire pump, atypical components will be added to replace aged or inadequate electrical systems, including a new 1000Kw generator and approximately 1000 linear feet of new high voltage underground feeder wire. The project also triggered construction of a new 1676 SF service yard and approximately 2,710 SF. of interior space renovation to accommodate new IT, electrical and pump rooms.



PGAL

TAB 8 ENVIRONMENTAL IMPACT

ENVIRONMENTAL IMPACT

The Mary & John Gray Library Sprinkler System project presents limited opportunities for energy efficiency and energy savings due to the nature of the project. The bulk of the project is centered on the new wet pipe sprinkler and Class-I standpipe systems, both of which are passive life-safety systems which do not consume energy on a regular basis. Nonetheless our team is implementing the following environmentally responsible design strategies to promote energy and water efficiency. All new MEP systems will be designed to comply with the International Energy Conservation Code (IECC) 2015 requirements.

Asbestos Survey & Abatement

- Asbestos surveys will be performed for suspect materials within the scope of work areas

An asbestos abatement plan will be developed to safely contain and remove the asbestos components from the work zone and/or building and have it properly disposed of as per EPA regulations

Indoor Environmental Air Quality

- Low VOC paints, adhesives, and sealants
- Acoustic performance
- Indoor air quality management plan during construction

Mechanical System Energy Saving Features

- All new ductwork shall have minimum R-6 fiberglass insulation

Electrical System Energy Saving Features

- All replacement light fixtures shall be LED type
- All new replacement light fixtures will comply with IECC 2015 for lighting power density and lighting control, including occupancy sensors

Plumbing System Energy Saving Features

All new plumbing fixtures installed will be WaterSense labeled and will comply with the State Water Conservation Design Standard



SAM HOUSTON STATE UNIVERSITY

A Member of the Texas State University System

New Parking Structure (Avenue I)

DESIGN DEVELOPMENT SUBMITTAL

The Texas State University System Board of Regents

November 19, 2020



INTRODUCTORY PAGES

TEAM MEMBERS

The Texas State University System

Board of Regents

William F. Scott, Chairman
Nederland

David Montagne, Vice Chairman
Beaumont

Charlie Amato, Regent
San Antonio

Duke Austin, Regent
Houston

Garry Crain, Regent
The Hills

Dr. Veronica Muzquiz Edwards, Regent
San Antonio

Dionicio (Don) Flores, Regent
El Paso

Nicki Harle, Regent
Baird

Alan L. Tinsley, Regent
Madisonville

Amanda Lee, Student Regent
Huntsville

The Texas State University System Administration

Brian McCall, Ph.D., Chancellor

Daniel Harper, Vice Chancellor and Chief Financial Officer

Peter Maass, RA, NCARB, CTCM,
Director of Capital Projects Administration

Sam Houston State University

Dr. Alisa White, President

Dr. Carlos Hernandez, Chief Financial Officer and Senior Vice
President for Operations

Juan Nunez, Vice President for Facilities Management

Chuck Jones, Director of Facilities, Planning and Construction

INTRODUCTORY PAGES

DESIGN TEAM

Design-Builder

J.T. Vaughn Construction, LLC
10355 Westpark Drive
Houston, TX 77042

Danny Thompson	Project Director
Matthew Keathley	Senior Project Manager
Janelle Blackwell	Preconstruction Manager
Pablo Martinez	Lead Estimator
Taylor Blackwell	Project Manager

Architect

Energy Architecture
2777 Allen Parkway, Suite 460
Houston, TX 77019

James Ray, AIA	Principal in Charge
Gregg Kalba, AIA	Project Manager
Michael King, AIA	Project Designer
Richard Spencer	Architecture
Stephanie Crabtree	Architecture

Parking Consultant

Parking
Walter P Moore
1301 McKinney Street, #1100
Houston, TX 77010

Chad Snyder	Principal in Charge
Jason Carpenter	Project Manager

Structural & Civil Engineer

Dally
9800 Richmond Avenue, Suite 460
Houston, TX 77042

Fred Dally, P.E.	Principal in Charge
Brian Ellestad, P.E.	Project Manager, Structural
Mike Neumann	Project Manager, Civil

MEP & Fire Protection Engineer

Prestige
10260 Westheimer Road, Suite 250
Houston, TX 77042

Mark Green, P.E.	Principal in Charge
Derek Gaskamp, P.E.	Mechanical Engineer
Marc Lopez, P.E.	Electrical Engineer
Ben Van Alstyne	Plumbing Engineer

IT & Security Consultant

4B Technology
12600 Northborough Drive, Suite 290
Houston, TX 77067

Terry Basford, RCDD	Principal in Charge
Wes Ausman, RCDD	Project Manager

Landscape Architect

Garthoff Design
5646 Milton Street, Suite 606
Dallas, TX 75206

Shane Garthoff	Principal in Charge
----------------	---------------------

Graphics Consultant

Babendure/Wheat
1004 Truxillo, Studio F
Houston, TX 77004

James Wheat	Principal in Charge
-------------	---------------------

TABLE OF CONTENTS

TAB 1	1
Architectural Renderings	
TAB 2	9
Architectural Floor Plans	
TAB 3	13
Enlarged Architectural Floor Plans	
TAB 4	16
Major Building Systems	
TAB 5	22
Detailed Cost Estimate	
TAB 6	37
Total Project Cost	
TAB 7	39
Cost Comparison	
TAB 8	41
Environmental Impact	

TAB 1
ARCHITECTURAL RENDERINGS

ARCHITECTURAL RENDERINGS



OVERALL CAMPUS SITE PLAN



ARCHITECTURAL RENDERINGS



VIEW LOOKING FROM THE SOUTHEAST AT AVENUE J ENTRANCE

ARCHITECTURAL RENDERINGS



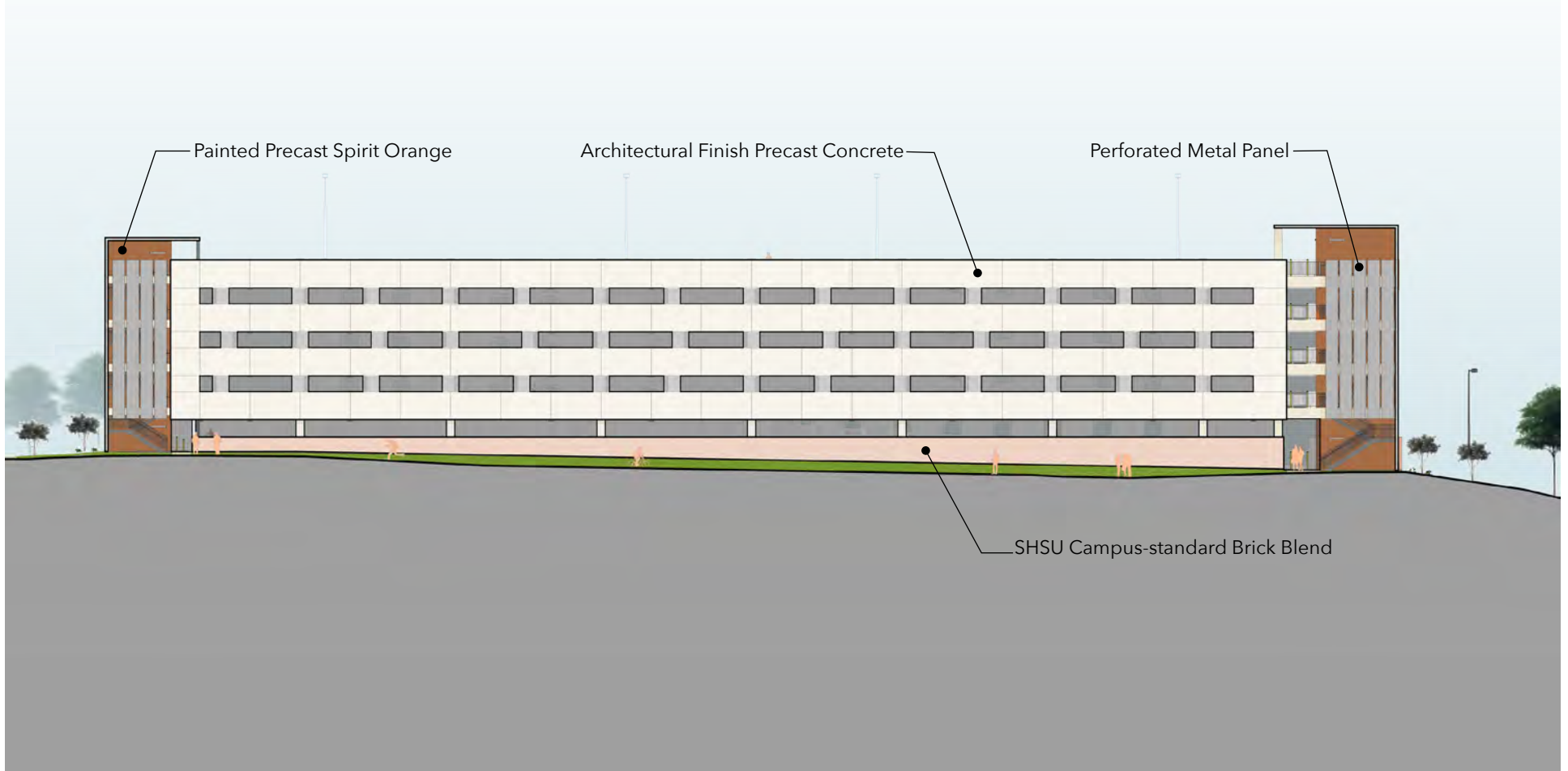
VIEW LOOKING FROM THE SOUTH

ARCHITECTURAL RENDERINGS



VIEW LOOKING FROM THE SOUTHWEST AT AVENUE I ENTRANCE

ARCHITECTURAL RENDERINGS




NORTH ELEVATION

ARCHITECTURAL RENDERINGS

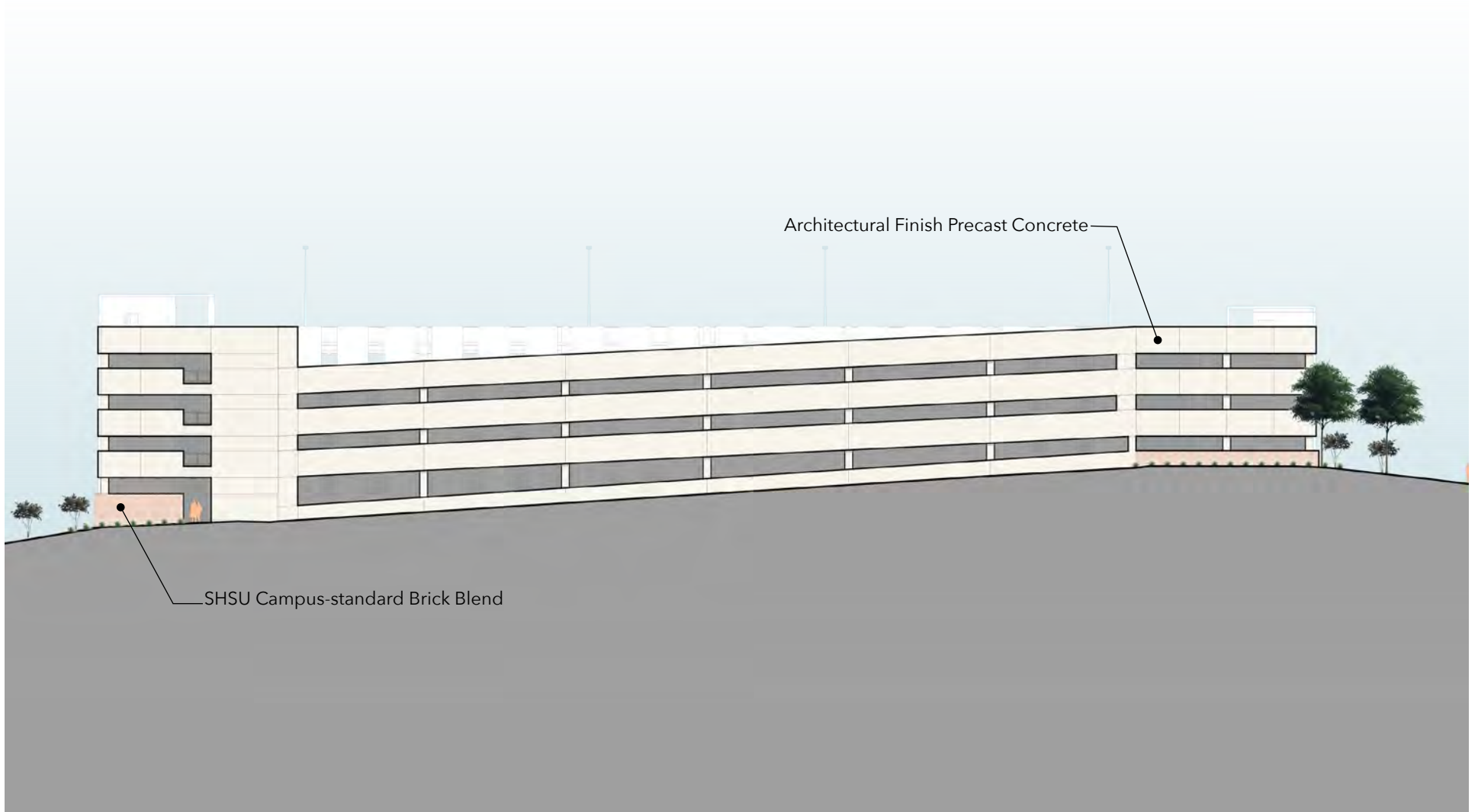


WEST ELEVATION



EAST ELEVATION

ARCHITECTURAL RENDERINGS



Architectural Finish Precast Concrete

SHSU Campus-standard Brick Blend

SOUTH ELEVATION

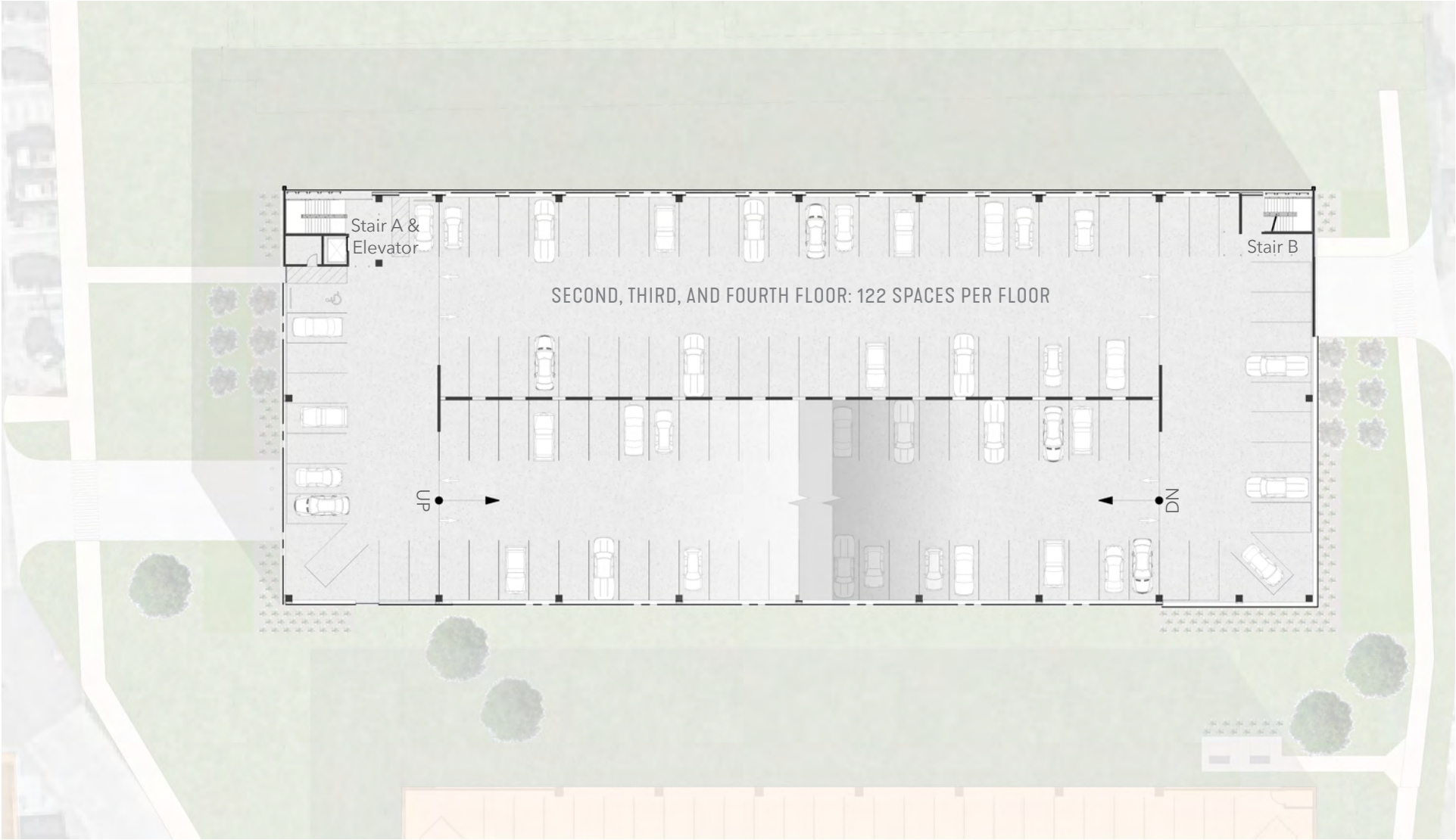
TAB 2
ARCHITECTURAL FLOOR PLANS

ARCHITECTURAL FLOOR PLANS

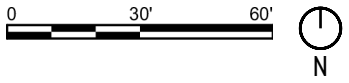


SITE PLAN, FIRST FLOOR PLAN

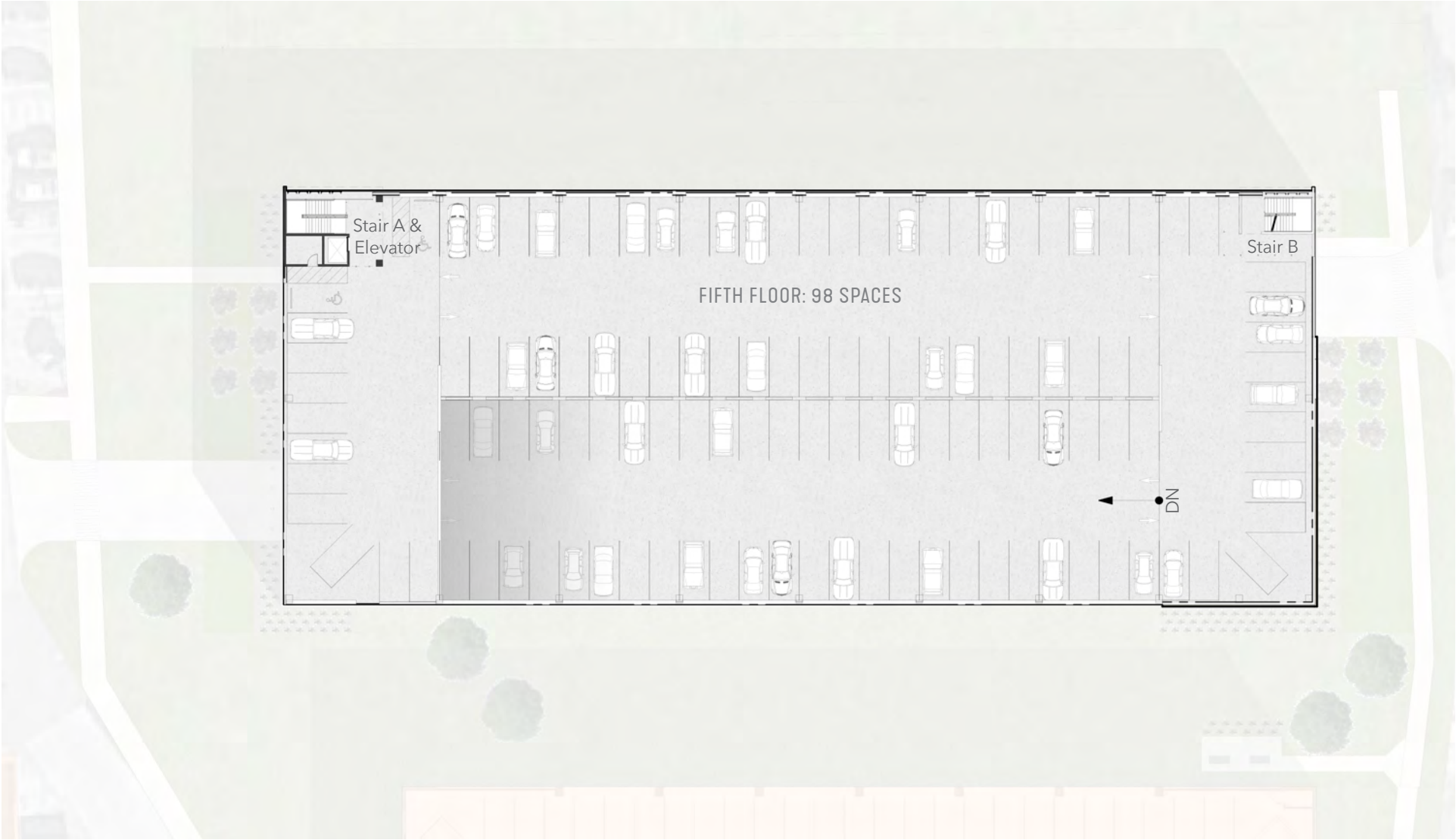
ARCHITECTURAL FLOOR PLANS



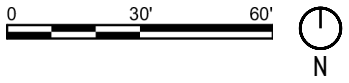
SECOND, THIRD, AND FOURTH FLOOR PLANS



ARCHITECTURAL FLOOR PLANS

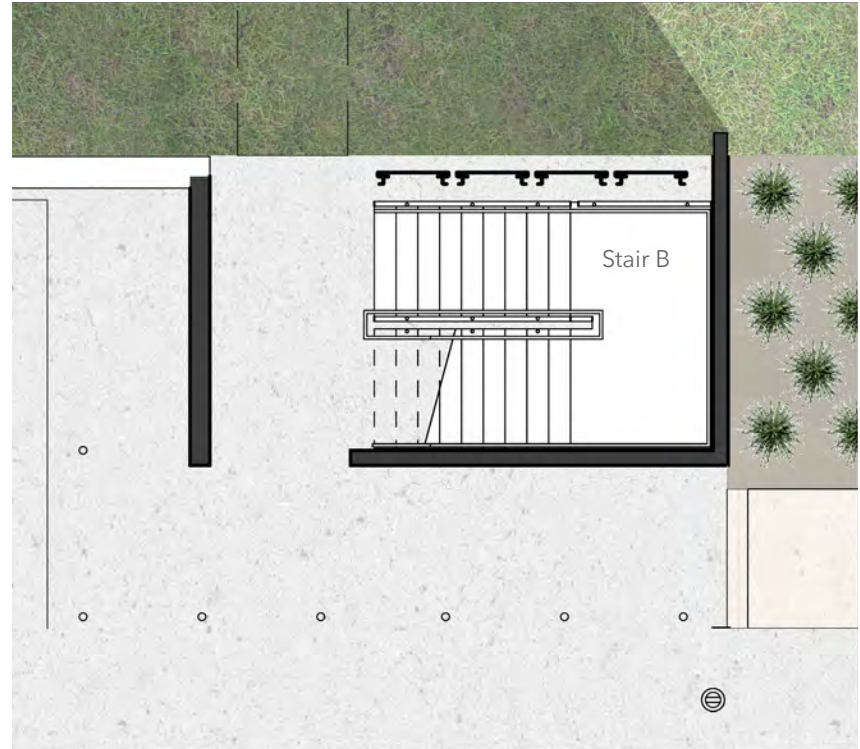
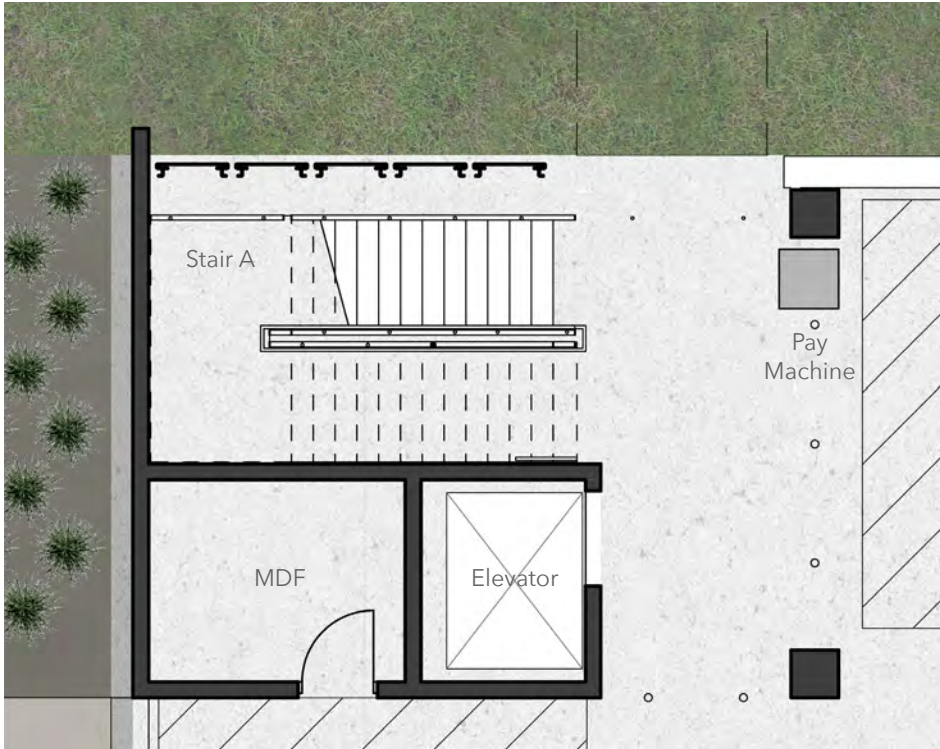


FIFTH FLOOR PLAN



TAB 3
ENLARGED ARCHITECTURAL FLOOR PLANS

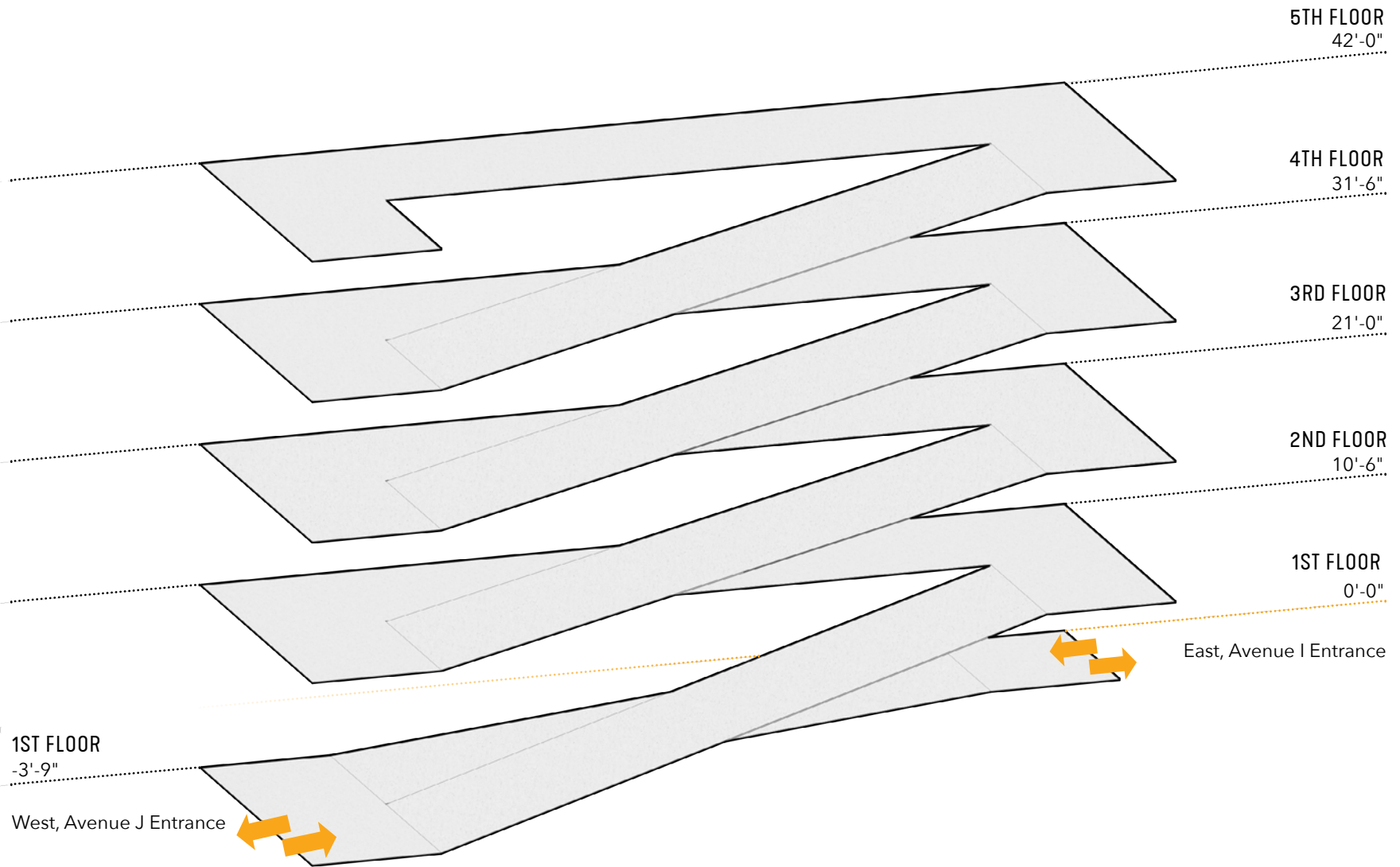
ENLARGED ARCHITECTURAL FLOOR PLANS



ENLARGED FLOOR PLAN - STAIR A

ENLARGED FLOOR PLAN - STAIR B

ENLARGED ARCHITECTURAL FLOOR PLANS



RAMPING MODEL

The Avenue I Parking structure takes advantage of the natural topography to minimize earthwork and any extra retaining walls beside the center ramp wall. The two primary east and west entry/exits are located and connected on Level 1. The garage ramping occurs in the south structural bay and coincides with a natural rise in topography. From Level 1 up to Level 5, the garage levels are continuously connected in a similar arrangement, with a flat plate in the north bay and a parkable ramp in the South Bay.

TAB 4
MAJOR BUILDING SYSTEMS

OVERVIEW

The project includes the design, construction, and implementation of the proposed New Parking Structure (Avenue I) and encompasses a 185,780 square foot, five (5) level structure with a minimum of five hundred forty-six (546) parking spaces. The proposed garage is to be located immediately north of the existing Sam Houston Parking Garage on what is currently known as "Sorority Hill". The site of the proposed garage is bounded on the north by existing student housing (to be abated and demolished as part of this project), on the south by the existing Sam Houston Parking Garage, on the east by Avenue I (Ron Randleman Boulevard) and on the west by Avenue J. The proposed garage is a stand-alone structure in order to clear critical, underground campus infrastructure running east-west on the north side of the existing garage.

SITE

The construction of the new parking structure includes the demolition of the existing Zone 1-33 parking lot and the existing dorms on Sorority Hill in preparation for the future north residence hall project. The Student Services Annex on the north end of the site will also be demolished. Storm water drainage for the new parking structure connects to the City of Huntsville storm sewer system southwest of the site. Water service for the new parking structure connects to the City of Huntsville water line located north of the existing Sam Houston Parking Garage.

The new Avenue I parking structure has been designed to preserve the existing natural slopes of the site. In addition to providing needed parking support for the Sam Houston State University campus, the new parking structure improves pedestrian accessibility routes from the Lowman Student Center to the future North Residence Hall. Students, alumni, and visitors will have better accessibility to surrounding campus buildings after construction of the new Avenue I parking structure is completed.

DESIGN

The new Avenue I Parking Structure, situated square, in the middle of the north residential district, primarily supports the future North Residence Hall projected to be complete shortly after the garage. These two projects infill a rich diversity of buildings and programs surrounding on all sides - essentially representing a comprehensive history of the university itself.

The new garage bolsters the existing Sam Houston Garage's centrally located parking capacity - essentially doubling it. This allows two primary initiatives of the master plan to be implemented. The first is by bringing in higher density structured parking conveniently closer to the heart of campus. This brings people closer to activities supporting not only the growth in student population - but also bringing in off-campus visitors to campus for events. Secondly, increasing the density of parking leverages former surface parking lots into building pad sites for growing university programs.

The garage's north elevation serves as a backdrop for the future North Residence Hall outdoor courtyard - separated by a new primary campus East-West pedestrian connection along 17th Street constructed as part of the Residence Hall

project. Book-ending this elevation are the two primary vertical circulation cores, with open stairs screened by a pre-finished, perforated metal panel system design to balance user visibility and safety - and tempering some of the harsher elements out - namely sun, wind and rain. The inside walls of these open stairways are painted in the campus spirit Orange color - and glow warmly when illuminated at night. The two vertical circulation cores are covered by a precast concrete horizontal roof assembly.

Attention to detailing the wall assemblies and finishes of the garage is thematically consistent on all elevations of the new garage: The Level 1 walls - closest to the pedestrian circulation on the west, north and east sides are clad in the SHSU campus-standard brick blend, similar to the adjacent campus buildings. These walls intentionally don't connect to the garage structure above, and allow light to pour in at Level 1. Above that, the precast spandrel beam/vehicular barrier walls are physically separated from the lower walls. They are also in-front of the structure, creating a 'floating' appearance for the upper levels. Periodic breaks in the precast spandrel beam/vehicular barrier walls - typically at the end-corner runs reinforce the separation of the 'floating' facade from the supporting backup structural columns.

Finishes for the garage were selected for their durability and low maintenance qualities. The color finish palette character of the garage is intended to be bright, open and welcoming.

The design and construction documentation of the New Avenue I Parking Structure adheres to current Sam Houston State University Design and Construction Standards.

PARKING

Parking Layout

The primary design goal for the SHSU Avenue I parking garage is to provide 546 spaces for student residents. The garage is to be located between Avenues I and J on the campus of Sam Houston State University in Huntsville, Texas. The garage is five levels tall. A park on ramp system is utilized to improve garage efficiency. The traffic flow is two-way with 90 degree parking in two parking bays - the southern being the ramp and the northern bay being flat. Park on ramps slope at the 6% maximum recommended for maximum pedestrian usability. The parking spaces are 9'-0" x 18'-0". The parking bays are 60'-0" center to center of columns. The majority of parking spaces line up with the columns so that the columns are located at the corner of the parking space. This allows most vehicles to pull up to the wall as far as possible.

Entry/ Exit

The garage utilizes one entry and one exit coming to/from Avenue I and the same coming to/from Avenue J. A Parking Count and Guidance System (PCGS) provides the number of available spaces in the garage. The system utilizes an ultrasonic overhead sensor at each entry/exit lane. It is connected to monument signs at both Avenue I and J. Parking equipment is owner furnished and owner installed.

STRUCTURAL

The garage loads are supported by shallow spread footings bearing at a depth of 5 feet below existing or final grade, whichever is lower. The Level 1 slab is a 6 inch thick slab on sub-grade prepared in accordance with the geotechnical report. Perimeter grade beams spanning between exterior columns support the exterior finish materials at Level 1.

The garage superstructure is a pre-engineered precast building system. The primary floor structure consists of 12 foot wide by 28 inch deep double tees with a 2 3/4 inch normal weight topping slab. The double tees are sloped to internal drains. Garage ramps are supported by precast light-walls. Non-ramped areas are supported by precast beams spanning to precast columns. Precast I spandrel panels support the double tees at the garage perimeter. The precast spandrels also serve as vehicle barriers and pedestrian guardrails. The lateral resistance system for the garage is provided by precast shear walls. The garage has precast stairs.

LANDSCAPE

Landscape Design Overview

The landscape design for the Avenue I Parking Structure includes improvements to enhance the architectural design of the garage and to soften and incorporate the new structure into the overall existing campus. Improvements include new trees, plant massings and lawn areas to reinforce the architectural elements of the parking structure and highlight points of vehicular and pedestrian entry.

Landscape Materials

Plant materials are appropriate for the region and are consistent with the existing campus palette. Plant material have been selected based on durability and low maintenance and low water use.

Irrigation System

The irrigation system incorporates campus standards and requirements for equipment and components, and is designed for maximum efficiency and low-water usage. Planting beds are irrigated with drip tubing and/or pop-up spray heads, and new trees are irrigated with stream bubblers. The irrigation system features rain and freeze sensors, and includes necessary accommodations for consistency with existing campus management practices.

MECHANICAL, PLUMBING, FIRE PROTECTION AND ELECTRICAL

General

Mechanical, Plumbing, Fire Protection, and Electrical systems are designed in accordance with all applicable Codes, Standards and Authorities having jurisdiction and in accordance with current engineering practices.

MECHANICAL

Mechanical Design Criteria

Outdoor Design Conditions: Huntsville, Texas

Summer: 99°F Dry Bulb/75°F Wet Bulb, (ASHRAE 0.4%).

Winter: 28°F Dry Bulb, (ASHRAE 99.6%).

Indoor Design Conditions:

MDF/ IDF: 68°F (± 2°F)

Electrical: 68°F (± 2°F)

Garage Ventilation/ HVAC System

The garage is open and is naturally ventilated. Each electrical room is air-conditioned using a 1.5 – ton DX split-system air handling unit. Rooms are constructed with smoke-proof enclosures for smoke management purposes. Each main data closet and secondary data closet are air-conditioned using a 1.5 – ton DX split-system air handling unit. Rooms are constructed with smoke-proof enclosures for smoke management purposes. Each elevator machine room is air-conditioned using a 1.5 – ton DX split-system air handling unit. Room are constructed with smoke-proof enclosures for smoke management purposes.

Control Systems

The control system for the building is a fully integrated Direct Digital Controls control system that is Building Automation Control Network compatible. The system is fully addressable through the internet with all access as required by the client.

FIRE PROTECTION SYSTEMS

The building is protected by a Class I manual dry standpipe system connected to a Fire Department hose connection. A 4 inch standpipe is routed to each of the stairwells. A 2-1/2 inch fire hose connection is installed on each level at each stairwell. Piping 2-1/2 inch and larger is grooved-end, Schedule 40, galvanized steel pipe with grooved-end fittings, grooved-end pipe couplings and grooved joints. All piping, fittings and couplings are rated for 300 psi and are required to be externally and internally galvanized. The fire suppression system is a dry type system under no pressure until charged by fire department apparatus. All valves in the sprinkler system are UL listed and/ or Fire Marshall approved butterfly type indicating valves unless noted otherwise on the plans.

PLUMBING

Domestic Water System

Domestic water is required for hose bibs at the garage. Hose bibs are recessed non-freeze wall hydrants with cast-bronze casing, vacuum breaker, and hinged locking cover. A minimum of 35 pounds per square inch gauge is required at the most remote fixture with the system reducing pressures as required to not exceed 80 pounds per square inch gauge at any fixture. The domestic cold-water piping distribution system is sized to limit the velocity in the pipe to a maximum of 7 feet per second and the pressure loss in the system to maximum of 3 feet of friction per 100 feet of pipe. Placement and sizing of devices in the piping system are in accordance with piping standards and per manufactures recommendations. Local backflow preventers are provided at plumbing equipment connections, selected based on code requirements and USC/AWWA practice for the type of hazard. Above-ground domestic water piping are Type L copper tubing, with wrought-copper solder-joint fittings. Under slab domestic water piping is schedule 40 stainless steel or Type K copper tubing, with no joints below floor. Insulation is required on all domestic water piping.

Storm, Sanitary Waste and Vent Systems

The building storm water system consists of 8 inch roof drain leaders that collect the water from the roof and parking areas. These are routed to the exterior and tied into the site storm water system. All horizontal storm water piping from the drains to the risers are insulated. The sanitary piping for the building, serving the elevator pit sump pump only, is connected in to a 4 inch waste pipe and to the site sewer system. The piping is sloped as required to meet the civil invert elevation. All drain piping (storm and sanitary systems) receiving cold condensate or waste are insulated from the point the cold waste enters the system for 20 feet. Sanitary vents connect to building services for vent-through-roof. A drain is provided at the bottom of all Standpipe Risers. Under slab sanitary waste and vent piping is cast-iron, service weight, hub-and-spigot soil pipe and fittings, neoprene compression gaskets. Above ground sanitary waste and vent piping are Hub-less cast-iron pipe with heavy-duty, shielded, stainless steel couplings. A trench drain system with catch basin is provided at vehicle entry points to the garage. A sump pump is provided for elevator pit.

ELECTRICAL

Design Criteria

Design Voltages:

Building Service	480V, 3-phase, 4-wire plus ground
Motors Larger than 1 HP	480V,3-phase, 3-wire plus ground
Site Lighting	480V, 2-wire plus ground
Lighting	277V, 2-wire plus ground
Receptacles	120V, 2-wire plus ground

Branch Circuit Load Calculations:

Lighting Actual	Installed VA
Receptacles (duplex or simplex)	180 VA per strap
Special Outlets	Actual Installed VA of Equipment Served
Motors	100% of Motor

Continuous Load/Demand Factors:

Lighting (cont. load)	125% of installed VA
Receptacles (duplex or simplex)	100% of first 10 kVA installed plus 50% of balance
Motors	125% of VA of largest motor, plus 100% of all other motors

Electrical Service

Service and distribution equipment sizes are based on estimated maximum demand. Estimated maximum demand calculations utilizes appropriate code demand factors, diversity factors and historical data. The anticipated total demand load of the building including spare capacity is 150 kVA at 480Y/277V, 3-phase 4-wire. The transformer serving the existing garage has spare capacity. As part of the project, the transformer area will be reworked so the secondary of the transformer serves a new 480Y/277V, NEMA 3R distribution panel board. This new panel has two feeder breakers, one to serve the new garage and one to serve the existing garage.

ELECTRICAL

Electrical Power Distribution Systems

250A, 480Y/277V distribution panel with a main circuit breaker serves as the main service entrance equipment for the garage. The panel is located inside the main electrical room on the ground floor.

Emergency Power Systems

There are no provisions for a stand-by generator emergency power system in the project. Battery backup is provided for lighting, fire alarm and elevator recall.

Lighting Systems

A complete lighting system using LED garage fixtures with built in occupancy sensors and daylight sensors where required per IECC 2018, are provided for the garage. Additional fixtures for increased light output are provided at garage entrances to allow vehicles to safely enter and exit the garage. Lighting in the garage is designed to provide an average of 6 foot candles throughout the space with increased light levels at egress stairs, eye adaptation zones, designated pedestrian crossing paths and pay stations. Landscape lighting is powered and controlled via a lighting contactor.

Switchboards

Service entrance rated distribution panelboard is rated 480Y/277V, 3-phase, 4-wire, 60 Hz. The switchboard is UL 891 listed main circuit breaker with group mounted feeder circuit breakers. Each breaker is fixed, 100% rated, molded case breaker type with solid-state trip device. Energy metering location is coordinated with the University. Type 2, surge protective devices (SPD) are installed on the load side of the main service disconnect. SPDs are metal oxide varistor type and are parallel connected to the distribution panel being protected.

Panelboards

All panelboards have door locks. The panelboard cover has a door in door configuration with the inner door hinged to allow access to circuit breaker handles. Distribution panelboards are UL 891 listed, dead front, totally enclosed in NEMA 1 enclosures. Plated copper bussing is provided for all distribution panelboards. Feeder circuit breakers are group mounted front accessible bolt-on insulated or thermal-magnetic molded case type. Minimum interrupting capacity is 10,000 AIC for 208Y/120V and for most cases 42,000 AIC for 480V. Lighting and appliance panelboards have 42 poles. Minimum interrupting capacity is 10,000 AIC for 208Y/120V and for most cases 35,000 AIC for 480V. Copper bussing is provided in all panelboards. Circuit breakers are bolt-on type. Phase, neutral and ground bus material is plated copper.

Dry-Type Transformers

Dry-type step down transformers are air cooled, 480:208/120V, 3-coil, 2-winding type, with a minimum of two 2-1/2% taps above and four 2-1/2% taps below rated voltage. All winding material is copper. Transformers incorporate vibration isolation pads in their construction located between the core/coil assembly and the transformer case.

Conduit, Raceways, and Boxes

Minimum conduit size for power circuits is 3/4 inch. Conduit is coordinated with the precast to be run in the voids or top of the structural tees. Conduits are independently supported. For physical protection of circuits, rigid galvanized steel conduit (RGS) or intermediate metal conduit are provided if installed exposed. Surface mounted conduits below switch height are RGS with threaded fittings and boxes are cast steel. Electrical metallic tubing (EMT) conduit is used for low voltage feeders and branch circuit wiring where installed above 6 feet and 6 inches above finish floor. EMT fittings are compression type with steel body. Metal clad cable is not allowed.

Conductors

Wiring is 98% conductivity stranded copper. Aluminum conductors are not allowed. Minimum wire size is #12 American Wire Gauge for all areas. Each circuit is provided with a dedicated neutral conductor and equipment grounding conductor. Feeder conductors are terminated using compression lugs. Branch circuit conductors are typically terminated using mechanical lugs.

Grounding Systems

The grounding system includes the main water service line, structural steel, rebar, ground loop around building and concrete encased electrode. The equipment grounding system extends from the building service entrance equipment to the branch circuit. Grounding system connections to the electrode system are made using exothermic welds.

Fire Detection and Alarm System

A digital addressable Fire Management System is provided. The system is not configured for mass notification due to issues with intelligibility in a garage environment.

TELECOMMUNICATIONS

Data Communications

The campus ductbank feeds to the garage Main Distribution Frame (MDF) and consists of two 4 inch schedule 40 conduits with three 3 inch 3-cell fabric mesh innerducts installed.

The project meets Category 6 cabling performance standards. Each Telecommunications Outlet (TCO) contains plenum, Category 6, 4 pair UTP copper cables unless otherwise indicated. All inserts are flush-type mounted into conduit and boxes.

Fiber cable termination hardware is mounted in one of the 19 inch equipment racks in the Telecommunications Rooms. Fiber backbone terminates in a fully populated rack mounted 2RU Fiber Shelf.

Data communications equipment (data switches) are provided and installed by the Owner and are sized to meet the existing needs of the facility with careful consideration of future growth.

Voice Communications

A 25 pair plenum rated copper backbone cable connects the MDF to the new Intermediate Distribution Frame (IDF) for analog phone lines.

Copper backbone cabling terminates on rack mounted patch panel hardware.

Voice communications equipment is provided and installed by the Owner. The project provides space and connectivity for owner furnished equipment with careful consideration of future growth.

Communications Supplementary Components

The telecommunications cable distribution system is run in conduit, routed to the nearest IDF. The maximum allowed distance from the IDF patch panel to the workstation outlet is 295 feet. Horizontal conduit connects the station outlet boxes with nearest appropriate cable pathway. Each outlet consists of a double gang box fed by one 1 inch conduit with pull string.

The MDF and IDFs have a minimum clearance of 8 x 10 feet. All rooms have required heating and cooling.

Additional outside plant conduit/duct bank along with maintenance holes are required for connectivity to exterior systems

Electronic Safety and Security Access Control

The new garage is equipped with a Software House: C-Cure 9000 Access Control Management System controlling access into "high risk" areas as defined by the University. The system controls and monitors access to areas that may contain items and/or information identified as valuable, and limits access to authorized personnel only.

The access control system has the ability to report back to a centralized security monitoring location via the data network.

Electronic access control is recommended for all telecom rooms, and other areas defined as secure space.

Doors secured with access control are activated by a card reader from the entry side and electronic lockset from the exit side. Access control cables terminate in a separate security room, with request and report functions processed at the security monitoring location.

Electronic Surveillance

Cameras for the video surveillance system are owner furnished and owner installed.

Surveillance cameras view activity and people in entryways, elevator lobbies, gate entry/ exit, vehicular directional pathways, and stairwell vestibules with sufficient resolution to make personal identification. Locations as directed by the University.

All category 6 cabling for the video Surveillance System are home run to the IDFs.

Electronic Personnel Protection Systems

Emergency phone, wall mounted call boxes are located and installed at egress to stairwells and elevator lobbies.

TAB 5
DETAILED COST ESTIMATE

DETAILED COST ESTIMATE

SHSU AVE. I PARKING GARAGE

Vaughn Project No. 2837

ESTIMATE SUMMARY



Phase: GMP Estimate

Date: 11.19.2020

Estimate Summary	Total	Breakdown			
		GENERAL	DEMO	SITE	GARAGE
BP1 Cost of Work	\$4,393,119	\$608,135	\$652,361	\$223,712	\$2,908,911
DD (BP2 & BP3) Cost of Work	\$4,632,336	\$0	\$0	\$699,810	\$3,932,526
Escalation - December 12, 2020 NTP	% of DD COW \$0	0.00% \$0	0.00% \$0	0.00% \$0	0.00% \$0
Accepted VE on BP1 and DD COW *	(\$310,555)	\$0	\$0	(\$50,027)	(\$260,528)
Total Cost of Work	\$8,714,900	\$608,135	\$652,361	\$873,495	\$6,580,909
Total CM Contingency	\$300,000	\$20,934	\$22,457	\$30,069	\$226,540
Total General Conditions	8.36% \$850,000	\$59,314	\$63,627	\$85,196	\$641,863
Total Construction Fee	3.00% \$305,100	\$21,290	\$22,839	\$30,580	\$230,391
Grand Total GMP Estimate	\$10,170,000	\$709,673	\$761,284	\$1,019,340	\$7,679,703

* See attached Value Evaluation Log

DETAILED COST ESTIMATE

SHSU AVE. I PARKING GARAGE
Vaughn Project No. 2837
VALUE EVALUATION LOG



Phase: GMP Estimate
 Date: 11.19.2020

Value Evaluation Summary on Cost of Work

Accepted Cost of Work items	(\$310,555)
Rejected Cost of Work items	\$0
Pending Cost of Work items	\$0

Total Add Alternates	\$0
Total Deductive Alternates	\$0

Item #	Discipline	Cost Impact Item	Cost of Work	Yes/No	Alternate	Accepted \$	Rejected \$	Alternate	Pending \$	Comments
1.01	Arch. / Elect.	Revise EV Charging stations to be an OFOI item.	(20,578)	Yes		(20,578)				Rough-ins for power and data drops to remain in the GMP scope of work.
1.02	Landscape	Reduce landscaping scope to achieve a target value of \$75,000.	(50,027)	Yes		(50,027)				Accepted VE item from prior SD Estimate.
1.03	Parking	Revise the car-count and license plate recognition system to be an OFOI item.	(112,000)	Yes		(112,000)				Rough-ins for power and data drops to remain in the GMP scope of work.
1.04	Arch. / Elect.	Revise the illuminated sign on the NW elevation to be an OFOI item.	(12,000)	Yes		(12,000)				Rough-ins for power to remain in the GMP scope of work.
1.05	Security	Revise the security cameras to be an OFOI item.	(115,950)	Yes		(115,950)				Rough-ins for data drops to remain in the GMP scope of work. POE power source remains OFOI.
						(310,555)	0	0	0	

DETAILED COST ESTIMATE

SHSU AVE. I PARKING GARAGE
Vaughn Project No. 2837
ESTIMATE DETAIL



Description	Quantity	UM	Unit Cost	Total Cost
BID PACKAGE 1				
01.02 - GENERAL REQUIREMENTS				
Subcontractor				
GENERAL WORKS SUB BID	1.00	LS	549,797.00	549,797
*** Total Subcontractor				549,797
** Total 01.02 - GENERAL REQUIREMENTS				549,797
01.03 - DUMPSTERS				
Construction Dumpsters				
DUMPSTER SUB BID	38.00	EA	568.00	21,584
*** Total Construction Dumpsters				21,584
** Total 01.03 - DUMPSTERS				21,584
01.62 - TEMPORARY FENCING				
Subcontractor				
TEMPORARY FENCE SUB BID	1.00	LS	21,264.00	21,264
*** Total Subcontractor				21,264
** Total 01.62 - TEMPORARY FENCING				21,264
02.01 - REMOVALS				
Subcontractor				
DEMOLITION AND ABATEMENT SUB BID	1.00	LS	636,225.00	636,225
*** Total Subcontractor				636,225
** Total 02.01 - REMOVALS				636,225
03.10 - STRUCTURAL PRECAST				
Subcontractor				
PRECAST FAB AND ERECT SUB BID	1.00	LS	2,908,911.00	2,908,911
*** Total Subcontractor				2,908,911
** Total 03.10 - STRUCTURAL PRECAST				2,908,911
26.97 - ELECTRICAL DEMO / MAKESAFE				
Electrical Subcontractor				
ELECTRICAL DEMO / MAKE-READY SUB BID	1.00	LS	16,136.00	16,136
*** Total Electrical Subcontractor				16,136
** Total 26.97 - ELECTRICAL DEMO / MAKESAFE				16,136
31.04 - SWPPP				
Subcontractor				
EROSION CONTROL SUB BID	1.00	LS	15,490.00	15,490
*** Total Subcontractor				15,490
** Total 31.04 - SWPPP				15,490
33.01 - SITE UTILITIES				
Subcontractor				
SITE UTILITY SUB BID	1.00	LS	223,712.00	223,712
*** Total Subcontractor				223,712
** Total 33.01 - SITE UTILITIES				223,712
* Total BID PACKAGE 1				4,393,119

DETAILED COST ESTIMATE

SHSU AVE. I PARKING GARAGE
Vaughn Project No. 2837
ESTIMATE DETAIL



Description	Quantity	UM	Unit Cost	TotalCost
DD PHASE (BP2 and BP3)				
01.74 - CLEAN UP				
General Cleanup / Flagman				
FINAL CLEAN-UP - GARAGE	173,000.00	SF	0.10	17,300
FINAL CLEAN-UP - SITE	56,500.00	SF	0.05	2,588
*** Total General Cleanup / Flagman				19,888
** Total 01.74 - CLEAN UP				19,888
03.00 - CONCRETE TURNKEY				
Building Concrete				
SPREAD FOOTING - F4 - 4x4x1.25	4.00	EA	337.50	1,350
SPREAD FOOTING - F10 - 10x10x2.58	2.00	EA	3,545.50	7,091
SPREAD FOOTING - F11 - 11x11x2.58	1.00	EA	4,390.00	4,390
SPREAD FOOTING - F13 - 13x13x3.25	12.00	EA	7,316.42	87,797
SPREAD FOOTING - F14 - 14x14x3.5	2.00	EA	9,286.00	18,572
SPREAD FOOTING - F15 - 15x15x3.67	2.00	EA	11,143.50	22,287
CF1 - MATT FOOTING 20.0x48x3.25	2.00	EA	41,872.50	83,745
CF2 - MATT FOOTING 30.5x42.5x3.0	1.00	EA	52,678.00	52,678
CF3 - MATT FOOTING 22x40x3.0	1.00	EA	35,794.00	35,794
FOOTING MUD SLAB	7,350.00	SF	2.53	18,567
ELEVATOR PIT SLAB	60.00	SF	41.35	2,481
ELEVATOR PIT WALLS	200.00	SF	56.25	11,250
COLUMN PLINTHS	21.00	EA	1,028.71	21,603
STRIP FOOTINGS	300.00	LF	419.67	125,900
SHEARWALL BASE CONNECTION WALL	900.00	SF	33.94	30,544
CMU SUPPORT WALLS	1,600.00	SF	22.32	35,717
RAMP AND PRECAST SUPPORT WALLS	5,475.00	SF	35.28	193,165
GROUND LEVEL SLAB - MAIN SLAB AND RAMP	38,000.00	SF	6.48	246,297
TOPPING SLAB AT ELEVATED - LEVELS 2 THRU 5	135,000.00	SF	4.12	555,525
TOPPING SLAB AT MEP ROOMS OVER PLANKS	243.00	SF	4.12	1,000
TOPPING SLAB AT PRECAST STAIR LANDINGS	480.00	SF	10.10	4,850
GARAGE BOLLARDS - LEVEL 1 EXCAVATE AND SET	19.00	EA	164.58	3,127
GARAGE BOLLARDS - INFILL PIPE WITH CONCRETE LEVEL 2 AND 3	37.00	EA	118.54	4,386
GRADE BEAMS	755.00	LF	114.91	86,756
RAISED CURB MEDIAN	65.00	SF	23.89	1,553
MEP PADS	15.00	SF	59.33	890
*** Total Building Concrete				1,657,315
** Total 03.00 - CONCRETE TURNKEY				1,657,315
04.01 - MASONRY				
Face Brick				
MODULAR BRICK VENEER - SHSU BLEND	3,354.00	SF	24.00	80,496
MODULAR BRICK VENEER - SITE SIGNAGE	80.00	SF	24.00	1,920
*** Total Face Brick				82,416
Concrete Masonry Units (CMU)				
CMU - 8" THICK - BEHIND FACE BRICK, ABOVE CIP KNEE WALL - RE 1,2/SS03	4,876.00	SF	16.00	78,016
CMU - 8" THICK - INTERIOR - AT IDF/ELEC ROOM LEVEL 1	478.00	SF	16.00	7,648
*** Total Concrete Masonry Units (CMU)				85,664
Masonry Scaffolding				
SCAFFOLDING FOR EXTERIOR MASONRY	4,876.00	SF	2.00	9,752
*** Total Masonry Scaffolding				9,752
Set Frames				
SET HOLLOW METAL FRAMES IN MASONRY PARTITIONS	5.00	EA	113.40	567
*** Total Set Frames				567

DETAILED COST ESTIMATE

SHSU AVE. I PARKING GARAGE
Vaughn Project No. 2837
ESTIMATE DETAIL



Description	Quantity	UM	Unit Cost	TotalCost
GROUT HOLLOW METAL FRAMES	100.00	LF	1.75	175
*** Total Grout Frames				175
** Total 04.01 - MASONRY				178,574
05.00 - STRUCTURAL STEEL TURNKEY				
Steel Fabrication Budget				
STEEL SUPPORT FOR PERFORATED PANEL (BASED ON 4PSF)	2.07	TON	2,700.00	5,589
ELEVATOR STEEL - GUIDE RAIL, HOIST BEAMS	11.00	EA	2,883.06	31,714
3/8" GALV METAL COPING AND ANGLE AT HEAD OF WALL CONDITION - FACE BRICK	483.00	LF	14.00	6,762
ELEVATOR PIT GRATINGS	12.00	SF	63.33	760
HANDRAIL - GALVANIZED	770.00	LF	30.00	23,100
GUARDRAIL - GALVANIZED	517.00	LF	140.00	72,380
ELEVATOR PIT LADDER	1.00	EA	315.95	316
PIPE BOLLARDS - FIXED	56.00	EA	220.79	12,364
PIPE BOLLARDS - REMOVABLE	7.00	EA	157.87	1,105
RISER PROTECTION	30.00	EA	343.00	10,290
*** Total Steel Fabrication Budget				164,380
Steel Erection Budget				
HOISTING FOR STL ERECTION - ELEVATOR STEEL AND SKIN SUPPORT	7.00	DAY	2,352.00	16,464
ERECT STEEL SUPPORT FOR PERFORATED PANEL (BASED ON 4PSF)	1,120.00	SF	5.60	6,272
ERECT ELEVATOR GUIDE RAIL AND HOIST BEAMS	11.00	EA	906.24	9,969
INSTALL 3/8" GALV METAL COPING AND WELD ANGLE AT HEAD OF WALL CONDITION - FACE BRICK	483.00	LF	18.00	8,694
INSTALL ELEVATOR PIT GRATING	12.00	SF	19.72	237
INSTALL GUARDRAIL	517.00	LF	13.00	6,721
INSTALL HANDRAIL	770.00	LF	13.00	10,010
INSTALL ELEVATOR PIT LADDERS	1.00	EA	312.42	312
INSTALL PIPE BOLLARDS - FIXED	56.00	EA	147.00	8,232
INSTALL PIPE BOLLARDS - REMOVABLE	7.00	EA	156.25	1,094
INSTALL RISER PROTECTION	30.00	EA	196.00	5,880
*** Total Steel Erection Budget				73,884
** Total 05.00 - STRUCTURAL STEEL TURNKEY				238,264
07.01 - WATERPROOF / DAMPPROOF / JOINT SEALANTS				
Stainless Steel Flashings				
STAINLESS STEEL THRU WALL FLASHING AT MASONRY OPENINGS AND BASE	483.00	LF	18.00	8,694
*** Total Stainless Steel Flashings				8,694
Fluid Applied Waterproofing				
FLUID APPLIED VAPOR BARRIER BEHIND BRICK VENEER AT IDF AND ELEC ROOMS	213.00	SF	6.50	1,385
WATERPROOFING W/ DRAINAGE BOARD UNDER GRADE - RAMP WALLS	3,147.00	SF	6.15	19,354
WATERPROOF FOR SINGLE PIT	1.00	EA	1,500.00	1,500
*** Total Fluid Applied Waterproofing				22,239
Traffic Coatings				
TRAFFIC COATING ABOVE OCCUPIED ROOMS + SHOTBLAST	683.00	SF	6.00	4,098
PEDESTRIAN TRAFFIC COATING ON LV 5 OUTSIDE STAIR LOBBIES	465.00	SF	5.00	2,325
TRAFFIC COATING ON PRECAST ROOFS	983.00	SF	6.00	5,898
*** Total Traffic Coatings				12,321
Site Joint Sealants				
JOINT SEALANTS - ELEVATED TOPPING SLAB JOINT SEALANTS	17,000.00	LF	1.91	32,550
JOINT SEALANTS - PRECAST DOUBLE TEES	13,717.00	LF	1.91	26,264
JOINT SEALANTS - SITE PAVING AND SIDEWALKS	3,000.00	LF	1.88	5,630
*** Total Site Joint Sealants				64,443

DETAILED COST ESTIMATE

SHSU AVE. I PARKING GARAGE
Vaughn Project No. 2837
ESTIMATE DETAIL



Description	Quantity	UM	Unit Cost	TotalCost
Building Facade Joint Sealants				
JOINT SEALANTS - PRECAST PANELS	2,460.00	LF	4.00	9,840
JOINT SEALANTS - MASONRY	382.00	LF	6.50	2,483
*** Total Building Facade Joint Sealants				12,323
** Total 07.01 - WATERPROOF / DAMPPROOF / JO				120,020
07.05 - METAL ROOF & WALL PANELS				
Metal Wall Panels				
PERFORATED ALUMINUM PANELS, METAL BOND SERIES 400 OR SIMILAR	1,120.00	SF	110.00	123,204
*** Total Metal Wall Panels				123,204
** Total 07.05 - METAL ROOF & WALL PANELS				123,204
08.01 - HOLLOW METAL				
Door Frames				
3080 HOLLOW METAL FRAME	5.00	EA	269.00	1,345
*** Total Door Frames				1,345
Doors				
3080 HOLLOW METAL DOOR	5.00	EA	350.00	1,750
*** Total Doors				1,750
** Total 08.01 - HOLLOW METAL				3,095
08.34 - FINISH HARDWARE				
Hardware Sets				
TYPICAL HARDWARE SET	1.00	EA	750.00	750
TYPICAL HARDWARE SET - ELECTRIFIED	4.00	EA	1,250.00	5,000
*** Total Hardware Sets				5,750
Door Hardware				
THRESHOLD	5.00	EA	64.00	320
*** Total Door Hardware				320
** Total 08.34 - FINISH HARDWARE				6,070
08.38 - DOOR & HARDWARE INSTALLATION				
Set Frames				
SET HOLLOW METAL FRAME	5.00	EA	103.56	518
*** Total Set Frames				518
Door Distribution				
DISTRIBUTE HOLLOW METAL DOORS	5.00	EA	18.13	91
SET HOLLOW METAL DOORS	5.00	EA	45.78	229
*** Total Door Distribution				320
Frame Distribution				
DISTRIBUTE HOLLOW METAL FRAMES	5.00	EA	18.13	91
*** Total Frame Distribution				91
Install Hardware Sets				
UNLOAD AND DISTRIBUTE HARDWARE SETS	5.00	EA	45.73	229
*** Total Install Hardware Sets				229
** Total 08.38 - DOOR & HARDWARE INSTALLATIO				1,157
09.02 - DRYWALL				
Furred Walls, One Layer on Finish Side				
- INCLUDES: FURRING CHANNEL, INSULATION, PLYWOOD, & PAINT		SCOPE		
INTERIOR FURROUT AT MECHANICAL ROOMS - TARGET VALUE	1,800.00	SF	13.50	24,298
*** Total Furred Walls, One Layer on Finish Side				24,298
** Total 09.02 - DRYWALL				24,298
09.12 - PAINTING				
Concrete Sealer				
TSUS Board of Regents Quarterly Meeting			433	
December 7, 2020 (Postponed from Nov. 19, 2020)				

DETAILED COST ESTIMATE

SHSU AVE. I PARKING GARAGE
Vaughn Project No. 2837
ESTIMATE DETAIL



Description	Quantity	UM	Unit Cost	Total Cost
CONCRETE SEALER	390.00	SF	0.48	187
*** Total Concrete Sealer				187
Paint Concrete				
PCF-5, TEXTURED ELASTOMERIC COATING	5,100.00	SF	4.20	21,420
PAINT CAST IN-PLACE INTERIOR FACE	2,663.00	SF	1.80	4,793
PAINT CMU PARTITIONS	2,935.00	SF	1.80	5,283
PAINT INTERIOR PRE-CAST WALL	1,083.00	SF	1.80	1,949
*** Total Paint Concrete				33,446
Paint Doors & Frames				
PAINT HOLLOW METAL FRAMES	5.00	EA	60.00	300
PAINT BOLLARDS	56.00	EA	90.00	5,040
PAINT HOLLOW METAL DOORS	5.00	EA	60.00	300
*** Total Paint Doors & Frames				5,640
MEP Painting				
PAINT MECHANICAL/ELECTRICAL EQUIPMENT	390.00	SF	1.80	702
*** Total MEP Painting				702
Paint Scope Items				
LIFTS FOR ELASTOMERIC PAINT	1.00	LS	10,800.00	10,800
*** Total Paint Scope Items				10,800
** Total 09.12 - PAINTING				50,775
10.08 - SIGNAGE				
Exterior Signage				
EXTERIOR BUILDING SHSU ILLUMINATED	1.00	EA	12,000.00	12,000
MONUMENTAL SIGNAGE W/ PARKING COUNTS	2.00	EA	12,000.00	24,000
*** Total Exterior Signage				36,000
Interior Signage				
CLEARANCE BARS	4.00	EA	465.00	1,860
ROOM ID SIGNAGE	5.00	EA	70.00	350
GROUND LEVEL ENTRY SUPERGRAPHIC	1.00	EA	6,861.00	6,861
ELEVATOR LANDING OVERSIZED NUMBER	5.00	EA	423.75	2,119
STAIR LANDING OVERSIZED NUMBER	10.00	EA	423.75	4,238
WAY FINDING GRAPHICS SIGNS 04	2.00	EA	380.00	760
WAY FINDING GRAPHICS SIGNS 07	6.00	EA	380.00	2,280
WAY FINDING GRAPHICS SIGNS 08	1.00	EA	380.00	380
WAY FINDING GRAPHICS SIGNS 12	1.00	EA	380.00	380
WAY FINDING GRAPHICS SIGNS 19	9.00	EA	380.00	3,420
WAY FINDING GRAPHICS SIGNS 21	1.00	EA	380.00	380
WAY FINDING GRAPHICS SIGNS 26	1.00	EA	380.00	380
WAY FINDING GRAPHICS SIGNS 36	1.00	EA	380.00	380
WAY FINDING GRAPHICS SIGNS 40	8.00	EA	380.00	3,040
WAY FINDING GRAPHICS SIGNS 41	1.00	EA	380.00	380
WAY FINDING GRAPHICS SIGNS 43	10.00	EA	380.00	3,800
WAY FINDING GRAPHICS SIGNS 44	11.00	EA	380.00	4,180
WAY FINDING GRAPHICS SIGNS 51	1.00	EA	380.00	380
WAY FINDING GRAPHICS SIGNS 58	9.00	EA	280.00	2,520
WAY FINDING GRAPHICS SIGNS 59	2.00	EA	300.00	600
WAY FINDING GRAPHICS SIGNS 64	14.00	EA	180.00	2,520
WAY FINDING GRAPHICS SIGNS 65	10.00	EA	170.00	1,700
WAY FINDING GRAPHICS SIGNS 67	1.00	EA	170.00	170
WAY FINDING GRAPHICS SIGNS 68	5.00	EA	250.00	1,250
WAY FINDING GRAPHICS SIGNS 69	4.00	EA	650.00	2,600
WAY FINDING GRAPHICS SIGNS 70	1.00	EA	650.00	650
WAY FINDING GRAPHICS SIGNS 71	4.00	EA	650.00	2,600
INSTALLATION	1.00	LS	12,860.00	12,860
*** Total Interior Signage				63,037
** Total 10.08 - SIGNAGE				99,037
10.10 - FIRE PROTECTION SPECIALTIES				
Fire Extinguishers				
FIRE EXTINGUISHER W/ BRACKET	5.00	EA	120.00	600
*** Total Fire Extinguishers				600
ISUS Board of Regents Quarterly Meeting December 7, 2020 (Postponed from Nov. 19, 2020)				

DETAILED COST ESTIMATE

SHSU AVE. I PARKING GARAGE
Vaughn Project No. 2837
ESTIMATE DETAIL



Description	Quantity	UM	Unit Cost	Total Cost
Fire Extinguisher Cabinets				
ALUMINUM FIRE EXTINGUISHER CABINET	10.00	EA	400.00	4,000
*** Total Fire Extinguisher Cabinets				4,000
Install Fire Protection Specialties				
INSTALL FIRE EXTINGUISHER WITH BRACKETS	5.00	EA	15.86	79
INSTALL ALUMINUM FIRE EXTINGUISHER CABINET	10.00	EA	31.72	317
*** Total Install Fire Protection Specialties				397
** Total 10.10 - FIRE PROTECTION SPECIALTIES				4,997
11.05 - PARKING CONTROL EQUIPMENT				
Parking Booths				
PARKING GUIDANCE SYSTEM / CAR COUNT	4.00	LANES	15,500.00	62,000
*** Total Parking Booths				62,000
Electronic Surveillance				
LICENSE PLATE READING CAMERAS	4.00	LANES	12,500.00	50,000
*** Total Electronic Surveillance				50,000
** Total 11.05 - PARKING CONTROL EQUIPMENT				112,000
11.12 - VEHICLE SERVICE EQUIPMENT				
Vehicle Service Equipment				
EV CHARGING STATION	2.00	EA	7,210.00	14,420
CHARGEPOINT COMMERCIAL NETWORK SERVICE PLAN	4.00	EA	280.00	1,120
STATION INITIAL ACTIVATOR	2.00	EA	349.00	698
CHARGEPOINT ASSURE	2.00	EA	740.00	1,480
INSTALLATION	1.00	EA	2,860.00	2,860
*** Total Vehicle Service Equipment				20,578
** Total 11.12 - VEHICLE SERVICE EQUIPMENT				20,578
14.01 - ELEVATORS				
Traction Elevator				
TRACTION MRL W/ BATTERY RETURN TO FLOOR	5.00	STOPS	26,000.00	130,000
INCLUDES CAB FINISHES, LESS FLOORING		SCOPE		
CAB FLOORING TARGET VALUE	1.00	LS	800.00	800
*** Total Traction Elevator				130,800
Elevator Operator and Material Management				
TEMPORARY USE OF ELEVATOR	3.00	MO	1,250.00	3,750
*** Total Elevator Operator and Material Manage				3,750
** Total 14.01 - ELEVATORS				134,550
21.01 - FIRE PROTECTION				
Standpipes				
GALV. STANDPIPE 4"	600.00	LF	60.00	36,000
100' HOSE CABINET	15.00	EA	1,200.00	18,000
*** Total Standpipes				54,000
Fire Suppression Scope Items				
SLEEVES & FIRE CAULK OWN PENETRATIONS	15.00	EA	250.00	3,750
2 1/2" HOSE VALVES: 3 PER FLOOR	15.00	EA	200.00	3,000
2-WAY WALL MNTD FIRE DEPARTMENT CONNECTION	1.00	EA	2,000.00	2,000
*** Total Fire Suppression Scope Items				8,750
** Total 21.01 - FIRE PROTECTION				62,750
22.01 - PLUMBING				
Domestic Water Piping				
L-Cu DIST. PIPING 3/4"	570.00	LF	29.86	17,020
L-Cu DIST. PIPING 1"	185.00	LF	38.70	7,160
BACKFLOW PREVENTER 1 1/2" > 2"	1.00	EA	800.00	800
*** Total Domestic Water Piping				24,980

DETAILED COST ESTIMATE

SHSU AVE. I PARKING GARAGE
Vaughn Project No. 2837
ESTIMATE DETAIL



Description	Quantity	UM	Unit Cost	Total Cost
Floor Drains, Cleanouts, & Specialties				
WALL CLEANOUT 4"	20.00	EA	27.50	550
*** Total Floor Drains, Cleanouts, & Specialties				550
Sanitary Pumps and Interceptors				
SAND OIL INTERCEPTOR W/ SAMPLE WELL - NIC		SCOPE		
*** Total Sanitary Pumps and Interceptors				
Storm Piping				
C.I. STORM SEWER ABOVE GROUND 6"	100.00	LF	63.00	6,300
PVC STORM SEWER ABOVE GROUND 8"	125.00	LF	29.00	3,625
PVC STORM SEWER UNDERGROUND 4"	60.00	LF	12.00	720
PVC STORM SEWER UNDERGROUND 6"	165.00	LF	20.00	3,300
PVC STORM SEWER UNDERGROUND 8"	90.00	LF	28.00	2,520
PVC STORM SEWER UNDERGROUND 10"	80.00	LF	34.00	2,720
C.I. STORM SEWER UNDERGROUND 12"	50.00	LF	114.00	5,700
EXCAVATION & BACKFILL	270.00	LF	25.00	6,750
*** Total Storm Piping				31,635
Sump Pumps				
SUMP PUMP DUPLEX W/ BASIN, 7.5 HP	1.00	EA	8,500.00	8,500
SUBSOIL DRAINAGE PUMP W/ BASIN, 15 HP		EXCL		
STEEL DISCHARGE PIPING 3", SCH 40, WELDED	30.00	LF	53.25	1,598
*** Total Sump Pumps				10,098
Piping Insulation				
PIPING INSULATION - PROTECTIVE JACKETING & HT	755.00	LF	30.00	22,650
*** Total Piping Insulation				22,650
Fixtures, Drains, Connections				
4" DECK DRAIN	14.00	EA	560.00	7,840
6" DECK DRAIN	2.00	EA	600.00	1,200
8" DECK DRAIN	2.00	EA	675.00	1,350
FLOOR DRAIN @ TD	2.00	EA	600.00	1,200
FLOOR SINK, PORCELAIN ENAMEL	1.00	EA	705.00	705
TRENCH DRAIN	24.00	LF	175.00	4,200
HOSE BIB 3/4" : 2 PER FLOOR	10.00	EA	650.00	6,500
WATER HAMMER ARRESTORS 3/4"		EXCL		
WALL HYDRANT 3/4"	2.00	EA	210.00	420
*** Total Fixtures, Drains, Connections				23,415
Subdrainage System				
TRENCH EXCAVATION FOR SUBSURFACE PIPING	555.00	LF	32.50	18,038
GRAVEL AROUND SUBDRAINAGE PIPING	346.00	TON	45.70	15,811
6" SDR 26 PERFORATED PIPING	555.00	LF	10.93	6,064
FILTER FABRIC AROUND PIPING	555.00	LF	4.10	2,273
*** Total Subdrainage System				42,185
Plumbing Scope Items				
CORING FOR OWN PENETRATIONS	1.00	LS	8,000.00	8,000
*** Total Plumbing Scope Items				8,000
** Total 22.01 - PLUMBING				163,512
23.01 - HVAC				
Condensate Piping/Pumps				
CONDENSATE DRAIN- L-Cu PIPING 3/4"	225.00	LF	25.00	5,625
*** Total Condensate Piping/Pumps				5,625
Building HVAC Controls				
CONTROLS TURNKEY - GARAGE: DX UNITS	5.00	EA	1,200.00	6,000
CONTROLS TURNKEY - TIE-TO CAMPUS	1.00	LS	30,000.00	30,000
*** Total Building HVAC Controls				36,000
Refrigerant Piping				

DETAILED COST ESTIMATE

SHSU AVE. I PARKING GARAGE
Vaughn Project No. 2837
ESTIMATE DETAIL



Description	Quantity	UM	Unit Cost	TotalCost
SUCTION PIPING	160.00	LF	65.00	10,400
LIQUID PIPING	160.00	LF	65.00	10,400
*** Total Refrigerant Piping				20,800
Duct & Piping Insulation				
PIPE INSULATION - ARMAFLEX	320.00	LF	15.00	4,800
*** Total Duct & Piping Insulation				4,800
AHU DX Systems/ Mini-Split				
DX COOLING 1.5 TONS	5.00	EA	3,500.00	17,500
*** Total AHU DX Systems/ Mini-Split				17,500
HVAC Scope Items				
CORING FOR OWN PENETRATIONS	5.00	EA	250.00	1,250
FIRESTOP OWN PENETRATIONS	5.00	EA	50.00	250
*** Total HVAC Scope Items				1,500
** Total 23.01 - HVAC				86,225
26.01 - ELECTRICAL				
Site Electrical Ductbank				
SITE DUCT BANK - ELECTRICAL	50.00	LF	285.78	14,289
*** Total Site Electrical Ductbank				14,289
Light Poles & Standards				
PEDESTRIAN LIGHT POLES	12.00	EA	5,000.00	60,000
*** Total Light Poles & Standards				60,000
Building Electrical				
TELE/DATA CONDUIT & BACK BOXES	172,773.00	SF	0.12	20,612
SECURITY CONDUIT & BACK BOXES	172,773.00	SF	0.18	30,944
*** Total Building Electrical				51,555
Conduit - 4 Wire Feed PVC				
SERVICE (CONDUIT & WIRE) 100 AMP	50.00	LF	16.35	817
SERVICE (CONDUIT & WIRE) 225 AMP	50.00	LF	36.20	1,810
SERVICE (CONDUIT & WIRE) 400 AMP	50.00	LF	73.56	3,678
*** Total Conduit - 4 Wire Feed PVC				6,305
Secondary Feeders				
FEEDER, 80 AMP (3W & GROUND)	500.00	LF	15.79	7,895
FEEDER, 150 AMP (3W & GROUND)	60.00	LF	21.30	1,278
FEEDER, 150 AMP (4W & GROUND)	100.00	LF	25.80	2,580
FEEDER, DP TO FLOORS	300.00	LF	35.01	10,502
*** Total Secondary Feeders				22,255
Feeders - Conduit				
3/4" EMT SS/DC ON-CONCRETE	420.00	LF	5.29	2,221
1" EMT SS/DC ON-CONCRETE	75.00	LF	5.43	407
1 1/4" EMT SS/DC CONCRETE T-ROD	60.00	LF	7.33	440
2" EMT SS/DC CONCRETE T-ROD	40.00	LF	11.44	458
2 1/2" EMT SS/DC CONCRETE T-ROD	60.00	LF	16.55	993
3" EMT SS/DC CONCRETE T-ROD	330.00	LF	21.12	6,970
4" EMT SS/DC CONCRETE T-ROD	405.00	LF	28.65	11,603
*** Total Feeders - Conduit				23,091
Distribution Panels and Panelboards				
120/208 V, 4 WIRE, 150 AMP MAIN	2.00	EA	1,840.21	3,680
277/480 V, 4 WIRE, 150 AMP MAIN	2.00	EA	2,109.37	4,219
277/480 V, 4 WIRE, 250 AMP MAIN	1.00	EA	2,121.00	2,121
277/480 V, 4 WIRE, 400 AMP MAIN	1.00	EA	2,800.00	2,800
*** Total Distribution Panels and Panelboards				12,820
Branch Circuiting				
120V GFI DUPLEX OUTLET- WP	20.00	EA	250.00	5,000
DUPLEX RECEPTACLE @ ELEV & ELEC RM	8.00	EA	200.00	1,600
DUPLEX RECEPTACLE @ IDF/MDF RM	8.00	EA	200.00	1,600
TIMER SWITCHES	5.00	EA	500.00	2,500
OPENING SENSORS	5.00	EA	307.30	1,537

DETAILED COST ESTIMATE

SHSU AVE. I PARKING GARAGE
Vaughn Project No. 2837
ESTIMATE DETAIL



Description	Quantity	UM	Unit Cost	TotalCost
J.B.W/25' CONDUIT & WIRE	43.00	EA	200.00	8,600
J.B.W/25' CONDUIT & WIRE: EMERGENCY CALL STATIONS	5.00	EA	200.00	1,000
J.B.W/25' CONDUIT & WIRE: LIGHTS	268.00	EA	200.00	53,600
*** Total Branch Circuiting				75,437
Building Light Fixtures				
LIGHTING - G - 4' SURFACE MOUNTED LINEAR WET	14.00	EA	800.00	11,200
FIXTURE : LED GARAGE LIGHTS G1	197.00	EA	965.00	190,105
FIXTURE : LED GARAGE LIGHTS G2	18.00	EA	645.94	11,627
FIXTURE : POLE LIGHTS	6.00	EA	2,000.00	12,000
FIXTURE : STAIR LINEAR	17.00	EA	900.00	15,300
MISCELLANEOUS ARCHITECTURAL LIGHTING		EXCL		
EXIT LIGHT	20.00	EA	374.35	7,487
SHSU FRONT SIGNAGE LIGHTING	1.00	LS	1,500.00	1,500
*** Total Building Light Fixtures				249,219
Lighting Controls				
LIGHTING CONTROLS	172,773.00	SF	0.28	48,255
*** Total Lighting Controls				48,255
Lightning Protection				
LIGHTNING PROTECTION	172,773.00	SF	0.16	28,387
*** Total Lightning Protection				28,387
HVAC Connections				
DX UNIT - 1.5 TON	5.00	EA	745.89	3,729
*** Total HVAC Connections				3,729
Equipment Connections				
ELEVATOR SHUNT TRIP DISCONNECT - 80 AMPS	1.00	EA	546.44	546
7.5 HP DISCONNECT	6.00	EA	75.00	450
CONNECTIONS: ELEV	2.00	EA	400.00	800
CONNECTIONS: ELEV SUMP PUMP	1.00	EA	449.78	450
CONNECTIONS: EV CHARGING	2.00	EA	400.00	800
CONNECTIONS: PARKING EQUIP	4.00	EA	400.00	1,600
CONNECTIONS: PAY MACHINE	1.00	EA	400.00	400
CONNECTIONS: SIGNAGE	2.00	EA	642.54	1,285
*** Total Equipment Connections				6,331
Transformers				
TRANSFORMERS CONNECTION TO EXISTING 45 KVA TRANSFORMER	1.00	EA	4,972.57	4,973
	2.00	EA	5,500.00	11,000
*** Total Transformers				15,973
Main Switchboards				
MAIN DISTRIB PANEL 250AMPS	1.00	EA	8,000.00	8,000
*** Total Main Switchboards				8,000
** Total 26.01 - ELECTRICAL				625,647
26.03 - FIRE ALARM				
Fire Alarm				
FIRE ALARM CONTROL PANEL	1.00	EA	4,200.00	4,200
SMOKE DETECTOR	5.00	EA	252.00	1,260
STROBE - HORN CEILING MOUNTED	10.00	EA	432.00	4,320
STROBE - SPEAKER CEILING MOUNTED	10.00	EA	432.00	4,320
DOUBLE ACTION FA STATION	1.00	EA	4,200.00	4,200
18 AH BATTERY	2.00	EA	240.00	480
DUAL INPUT MODULE (HIGH CURRENT)	1.00	EA	1,200.00	1,200
*** Total Fire Alarm				19,980
** Total 26.03 - FIRE ALARM				19,980
27.01 - TELECOM/DATA				
Equipment				

DETAILED COST ESTIMATE

SHSU AVE. I PARKING GARAGE
Vaughn Project No. 2837
ESTIMATE DETAIL



Description	Quantity	UM	Unit Cost	TotalCost
TYPICAL IDF BUILDOUT (INCL. 2 RACKS, LADDER RACKS, CABLE MANAGEMENT, POWER STRIPS, BONDING STRAPS)	1.00	EA	7,000.00	7,000
TYPICAL MDF BUILDOUT (INCL. 4 RACKS, LADDER RACKS, CABLE MANAGEMENT, POWER STRIPS, BONDING STRAPS)	1.00	EA	10,000.00	10,000
*** Total Equipment				17,000
Horizontal Cabling/Distribution				
DATA OUTLET - 1 DATA DROP (INCL. CABLING, CONNECTORS, FACE PLATE, TESTING)	18.00	EA.	319.40	5,749
DATA OUTLET - 2 DATA DROP (INCL. CABLING, CONNECTORS, FACE PLATE, TESTING)	48.00	EA	468.75	22,500
WIRELESS ACCESS POINT		EXCL		
*** Total Horizontal Cabling/Distribution				28,249
** Total 27.01 - TELECOM/DATA				45,249
28.01 - SECURITY				
Access Control				
CARD READER	4.00	EA	1,200.00	4,800
UNINTERRUPTIBLE POWER SUPPLY	1.00	EA	600.00	600
DOOR CONTACTS	4.00	EA	250.00	1,000
*** Total Access Control				6,400
Other Access Control				
ACCESS CONTROL SOFTWARE AND SERVER	1.00	EA	12,000.00	12,000
*** Total Other Access Control				12,000
Electronic Surveillance				
STATIONARY CAMERAS - 4-WAY VIEW	11.00	EA	5,200.00	57,200
STATIONARY CAMERAS - SINGLE VIEW	25.00	EA	2,350.00	58,750
EMERGENCY CALL STATION / BLUE LIGHT PHONE	5.00	EA	7,000.00	35,000
*** Total Electronic Surveillance				150,950
** Total 28.01 - SECURITY				169,350
31.01 - EARTHWORK				
Earthwork General Conditions				
MOBILIZATIONS	3.00	EA	6,000.00	18,000
*** Total Earthwork General Conditions				18,000
Building Mass Excavation				
--- EARTHWORK TO GARAGE PAVING SUBGRADE -----		SCOPE		
CUT	8,078.00	TCY	2.28	18,418
FILL - COMMON FILL		TCY		
EXPORT MATERIALS	8,078.00	TCY	12.00	96,936
--- EARTHWORK SELECT FILL -----		SCOPE		
IMPORT MATERIALS - SELECT FILL	1,750.00	TCY	20.00	35,000
BACKFILL - SELECT FILL	1,750.00	TCY	9.00	15,750
HAND BACKFILL	1,750.00	TCY	4.48	7,831
--- EARTHWORK CUT FOR RAMP FOOTING SLOPE -----		SCOPE		
CUT	1,600.00	TCY	2.28	3,648
UNLOAD MATERIALS AT OFF SITE LOCATION	1,600.00	TCY	2.28	3,648
EXPORT MATERIALS	1,600.00	TCY	12.00	19,200
--- EARTHWORK BACKFILL RAMP WALL -----		SCOPE		
-				
BACK FILL WALL	2,700.00	TCY	2.28	6,156
HAND BACKFILL	2,700.00	TCY	4.48	12,083
FILL - LOAD MATERIALS AT OFF SITE	2,700.00	TCY	8.00	21,600
FILL - TRANSPORT MATERIALS	2,700.00	TCY	10.00	27,000
FILL - UNLOAD MATERIALS AT OFF SITE	2,700.00	TCY	8.00	21,600
--- EARTHWORK FOR SITE ROUGH GRADING -- -----		SCOPE		
CUT	4,071.00	TCY	2.28	9,282
FILL - COMMON FILL	235.00	TCY	5.40	1,269
EXPORT MATERIALS	3,743.00	TCY	12.00	44,916
*** Total Building Mass Excavation				344,337

DETAILED COST ESTIMATE

SHSU AVE. I PARKING GARAGE
Vaughn Project No. 2837
ESTIMATE DETAIL



Description	Quantity	UM	Unit Cost	Total Cost
Paving Cut/Fill				
--- EARTHWORK FOR HARDSCAPE -----		SCOPE		
EXPORT MATERIALS - DRIVE	325.00	TCY	12.00	3,900
CUT FOR DRIVE	325.00	TCY	2.28	741
*** Total Paving Cut/Fill				4,641
Sidewalk Cut/Fill				
EXPORT MATERIALS - SIDEWALK	260.00	TCY	12.00	3,120
CUT FOR SIDEWALK	260.00	TCY	2.28	593
*** Total Sidewalk Cut/Fill				3,713
** Total 31.01 - EARTHWORK				370,691
32.02 - SITE CONCRETE				
Site Concrete				
6" PAVING - BROOM FINISH	3,000.00	SF	9.00	27,000
7" PAVING - STREET REPLACEMENT	3,500.00	SF	8.72	30,515
5" SIDEWALKS	3,750.00	SF	8.50	31,875
MOW STRIP	575.00	LF	29.65	17,050
MACHINED CURB AND GUTTER (REPLACEMENT)	352.00	LF	23.95	8,429
PARKING GUIDANCE/WAYFINDING SIGN FOOTING	2.00	EA	980.78	1,962
PARKING GUIDANCE/WAYFINDING SIGN PLINTH	2.00	EA	400.67	801
POLE BASE - FORM - 30" DIA	12.00	EA	798.60	9,583
*** Total Site Concrete				127,215
** Total 32.02 - SITE CONCRETE				127,215
32.13 - LANDSCAPE & IRRIGATION				
Irrigation Systems				
IRRIGATION SYSTEM	8.00	ZONES	3,750.00	30,000
IRRIGATION SLEEVES	200.00	LF	6.75	1,350
CONNECT TO MAIN	1.00	EA	2,560.00	2,560
IRRIGATION METER - 2"	1.00	EA	1,800.00	1,800
I.D. BOLTS FOR IRRIGATION SLEEVES	12.00	EA	10.50	126
*** Total Irrigation Systems				35,836
Trees				
01 - CRAPE MYRTLE - 45 GAL	12.00	EA	400.00	4,800
02 - SHUMARD OAK - 100 GAL	5.00	EA	920.00	4,600
*** Total Trees				9,400
Plants & Shrubs				
03 - EDWARD GOUCHER ABELIA - 5 GAL AT 36"OC (146)	146.00	EA	40.00	5,840
04 - BLUE GRAMA - 1 GAL AT 18"OC (296)	296.00	EA	15.00	4,440
05 - EUONYMUS FORTUNE - 4" POTS AT 12"OC (3,598)	3,598.00	EA	8.00	28,784
06 - INDIAN HAWTHORN - 5 GAL AT 36"OC (30)	30.00	EA	50.00	1,500
*** Total Plants & Shrubs				40,564
Lawns & Grasses				
ST. AUGUSTINE SOD	21,849.00	SF	0.30	6,550
1" SAND LEVEL UNDER GRASS	21,849.00	SF	0.02	437
*** Total Lawns & Grasses				6,987
Plant Preparation				
MULCH	40.00	CY	35.00	1,400
TOPSOIL FOR BEDS	200.00	TCY	41.25	8,250
*** Total Plant Preparation				9,650
Plant Accessories				
STEEL EDGING	600.00	LF	2.10	1,260
PROTECTED TREE MAINTENANCE	12.00	MO	500.00	6,000
TREE PROTECTION - CHAIN LINK	210.00	LF	5.00	1,050
TREE STAKING	17.00	EA	15.00	255
*** Total Plant Accessories				8,565

DETAILED COST ESTIMATE

SHSU AVE. I PARKING GARAGE
Vaughn Project No. 2837
ESTIMATE DETAIL



Description	Quantity	UM	Unit Cost	TotalCost
Stone / Rock Ground Cover				
DECOMPOSED GRANITE (STABILIZED)	15.00	CY	85.00	1,275
FILTER FABRIC UNDER ROCK / STONE GROUND COVER	2,500.00	SF	0.30	750
*** Total Stone / Rock Ground Cover				2,025
Landscaping Scope Items				
LANDSCAPE MAINTENANCE	12.00	MO	1,000.00	12,000
*** Total Landscaping Scope Items				12,000
** Total 32.13 - LANDSCAPE & IRRIGATION				125,027
32.14 - STRIPING & SIGNS				
Handicap Signs				
EV SIGNS WITH POSTS	2.00	EA	275.00	550
HC SIGNS WITH POSTS	11.00	EA	275.00	3,025
*** Total Handicap Signs				3,575
Cleaning for Striping				
PRESSURE WASH PARKING LOT	172,773.00	SF	0.10	17,623
*** Total Cleaning for Striping				17,623
Striping				
PARKING LOT STRIPING SPACES	3,700.00	LF	0.97	3,599
	553.00	EA	18.50	10,231
*** Total Striping				13,830
Emblems				
EV EMBLEMS	2.00	EA	125.00	250
HANDICAP EMBLEMS	11.00	EA	125.00	1,375
ARROWS - PAINTED	44.00	EA	125.00	5,500
*** Total Emblems				7,125
Wheel Stops				
WHEEL STOPS	11.00	EA	65.00	715
*** Total Wheel Stops				715
** Total 32.14 - STRIPING & SIGNS				42,868
* Total DD PHASE (BP2 and BP3)				4,632,336
Total Gross Cost				9,025,455

TAB 6
TOTAL PROJECT COST

TOTAL PROJECT COST

Total Project Cost

<i>Construction Cost Limitation (CCL)</i>	\$10,170,000
Total Estimated Construction Cost	\$10,170,000
D/B Pre-Construction Services	\$35,000
Owner's Construction Contingency	\$255,000
Architect /Engineer Fees	\$831,000
Furnishings and Equipment	\$122,000
Owner Contracted Services / Other Work	included below
Owner Provided Services / Miscellaneous	\$104,500
Project Contingency	\$62,500
Project Management Administrative Fees	\$300,000
Public Art	\$120,000
Landscape Enhancement	included in CCL
Estimated Total Project Cost (TPC)	\$12,000,000

TAB 7
COST COMPARISON

COST COMPARISON

Cost Comparison

	University of Houston Garage 5 Elgin Garage	University of Houston Garage 6 Gateway Garage	Houston Methodist Garage 2	Sam Houston State University Coliseum Garage	Sam Houston State University Ave I New Parking Structure
Owner	University of Houston	University of Houston	Houston Methodist The Woodlands Hospital	Sam Houston State University	Sam Houston State University
Location	Houston, TX	Houston, TX	The Woodlands, TX	Huntsville, TX	Huntsville, TX
Completion	2019	2020	2021	2020	2022
Gross SF	784,369	799,812	312,000	198,012	185,780
Parking count	2,536	2,420	787	550	546
Cost	\$47,244,797	\$47,000,000	\$13,600,000	\$9,940,867	\$10,170,000
Cost / SF	\$60	\$59	\$44	\$50	\$55
Escalated to 2020*	\$51,969,277	\$49,820,000	-	\$10,537,319	-
Escalation 2020 to Cost / SF	\$66	\$62	\$44	\$53	\$55

Escalation

*Escalation calculated at 4% per year from project buy-out

Projected Maintenance Costs

Per the Whitestone Facility Maintenance and Repair Cost Reference (2012-2013), average annual maintenance and repair cost (as a percentage of replacement over a 50 year period) is estimated at .94% for the parking garage.

As the estimated replacement cost is, \$10,170,000, we estimate annual maintenance and repair cost to average about \$95,600.



Re: TSUS Sam Houston State University Garage

Dear Mr. Maass,

Prestige Engineering has done a preliminary cost analysis for annual utility usage for the new Parking Garage. The energy analysis is based on the following assumptions:

The building shall be occupied year-round with typical building occupancy between of 7:00AM to 7:00PM (M-F) and intermittent occupancy.

Lighting system will incorporate lighting control per IECC 2015 with lighting at 50% during unoccupied times.

Conditioned spaces will be served by dedicated split system DX units which will require cooling 24/7, based on envelope insulation and to maintain proper operation.

Utility rates of \$0.0895/kWh.

With the information available to Prestige Engineering, our estimate of annual energy usage for the building will be \$27,000 per year.

The MEP system shall be designed in compliance with the International Energy Conservation Code - 2015 Edition standard and the equipment selections shall be made at or above efficiencies required by the minimum standards.

A handwritten signature in black ink, appearing to read 'Mark Green', is written over a light blue horizontal line.

Prestige Engineering Services

Mark Green, P.E.

Principal, Managing Director of Austin

281-732-2422

mgreen@prestige-tx.com

TAB 8
ENVIRONMENTAL IMPACT

SECO COMPLIANCE

All new systems are designed to meet or exceed the requirements of the State Energy Conservation Code (SECO)

The garage includes lighting control that provides a level of control that is compliant with the IECC 2015. The garage lighting complies with and exceeds the energy efficiency requirements of the IECC 2015. Refrigerants used for the HVAC system are compliant with current codes and industry standards.

The garage will not be utilizing a rainwater harvesting system.

For this project, the only beneficial use for a rainwater harvesting system would be landscape irrigation. A summary feasibility study is as follows:

The site has an estimated landscape area of 31,300 square feet.

The irrigation demand is 1.87 gallons x sqft = gallons of water (1.87 x 31,300 = 58,531 gallons)

The water rate is \$6.59/1,000 gallons

The monthly meter charge is \$140.00 a month

The estimated monthly irrigation bill would be \$140.00 + \$385.72 = \$525.72/month

With an estimated 8 month irrigation time, the yearly total is estimated at \$4,205.75

The estimated cost of the tank and pump system for a below ground rain water collection system is \$150,000 (for a 30,000 gallon tank).

The estimated pay back for the system would be $\$150,000 / \$14,205.75 = 36$ years which exceeds the anticipated service life of the system (assumed as 30 years for equipment components and 50 years for infrastructure).

STORMWATER DETENTION

The garage project site was previously developed and overlaps the Sorority Hill dormitories, surface parking Lot 33 and the old Recital Hall site and has a net reduction in impervious area of 6,242 SF. With this net reduction, no detention will be required for the garage.



MUSEUM OF THE BIG BEND

DESIGN DEVELOPMENT SUBMITTAL

FOR THE

MUSEUM OF THE BIG BEND EXPANSION

AT

SUL ROSS STATE UNIVERSITY

A member of The Texas State University System

NOVEMBER 19, 2020

Page/

400 W Cesar Chavez Street

Suite 500

Austin, TX 78701

450

DESIGN DEVELOPMENT SUBMITTAL
FOR THE
MUSEUM OF THE BIG BEND EXPANSION
SUL ROSS STATE UNIVERSITY
NOVEMBER 19, 2020

The Texas State University System Board of Regents

William F. Scott, Chairman	Nederland
David Montagne, Vice Chairman	Beaumont
Charlie Amato, Regent	San Antonio
Duke Austin, Regent	Houston
Garry Crain, Regent	The Hills
Dr. Veronica Muzquiz Edwards, Regent	San Antonio
Dionicio (Don) Flores, Regent	El Paso
Nicki Harle, Regent	Baird
Alan L. Tinsley, Regent	Madisonville
Amanda Lee, Student Regent	Huntsville

The Texas State University System Administration

Brian McCall, Ph.D.	Chancellor
Daniel Harper	Vice Chancellor and Chief Financial Officer
Peter Maass, RA, NCARB, CTCM	Director of Capital Projects Administration

Sul Ross State University Administration

Pete P. Gallego	President
Robert Jacob	Director, Facilities Planning, Design & Construction
Mary Bones	Director, Museum of the Big Bend

Consultant Team

Architect

Larry Speck	Page - Principal
Daniel Brooks	Page - Principal
Jade Kanevski	Page - Project Manager
Brett Wolfe	Page - Project Architect
Megan Poloskey	Page - Project Architect

Engineers/Consultants

Andy Miller	BAi - Acoustical
Brandon Todd	GarzaEMC - Civil
Darren Huckert	GarzaEMC - Civil
Ben Thompson	Sunland - Cost Estimating
Ian Davis	Sunland - Cost Estimating
Keith Usher	Sunland - Cost Estimating
Pui-Yee So	Page - Electrical
Ben Stevens	Page - Electrical
Christopher Carter	Page - Electrical
Jose Juan A Marti	Page - Electrical
Keely Barrett	Page - Fire Protection
Robert Kranz	Page - Fire Protection
Joshua Robinson	Page - Fire Protection
Catherine O'Conner	Co'Design - Landscape
Steven Garza	Garza Consulting - Irrigation
Deborah Frankhouser	4PLD - Lighting
Breanne Hanson	Page - Mechanical & Plumbing
John Currie	Page - Mechanical & Plumbing
Bryce Geib	Page - Mechanical & Plumbing
Ruben Martinez	Martinez Moore - Structural
Prachi Pedanekar	Martinez Moore - Structural



TABLE OF CONTENTS

Architectural Renderings and Elevations	TAB 1
Architectural Site Plans and Floor Plans	TAB 2
Enlarged Architectural Floor Plans	TAB 3
Major Building Systems	TAB 4
Detailed Cost Estimate	TAB 5
Total Project Cost (TPC)	TAB 6
Cost Comparison	TAB 7
Environmental Impact	TAB 8

Sul Ross State University - Alpine, Texas


Museum of the Big Bend Expansion

Introduction

Almost a century ago, the West Texas Historical and Scientific Society came into being with the purpose of collecting and preserving the history of the Big Bend. By 1937, these West Texas pioneers created a permanent home to tell this story in the Big Bend Memorial Museum. This project includes the expansion to the existing building (that was originally built in 1936 as the Big Bend Memorial Museum on the campus of Sul Ross). This expansion is a one-story building that delicately connects to the existing Museum of the Big Bend building creating a new entrance to the Museum of the Big Bend complex.

The Museum Complex will double the space of the existing Museum. The expansion includes new exhibit space for both permanent and temporary exhibits as well as a cultural event space, museum storage, and museum support spaces. The temporary exhibit space in the expansion is intended to be used by the Museum of the Big Bend to host exhibits from the Museum's collections as well as traveling exhibits from institutions such as the Smithsonian's National Museum of American History. The permanent exhibit space is intended to house the Dallas Museum of Art's collection of paintings by Tom Lea related to the ranching industry. An inviting interior event space with a connecting outdoor patio highlights the panoramic view of the western mountains.

With a new structure that complements the historic building, the new expansion will convert the current Museum into a cultural complex, featuring both interior and exterior event spaces unlike any in the region. The new extension moves the public entrance, creating easier access for all, and will create a cultural gateway to the larger campus. While the focus of the historic museum building will remain history and cartography, the new building will focus on art, archives and archaeology.




TAB 1

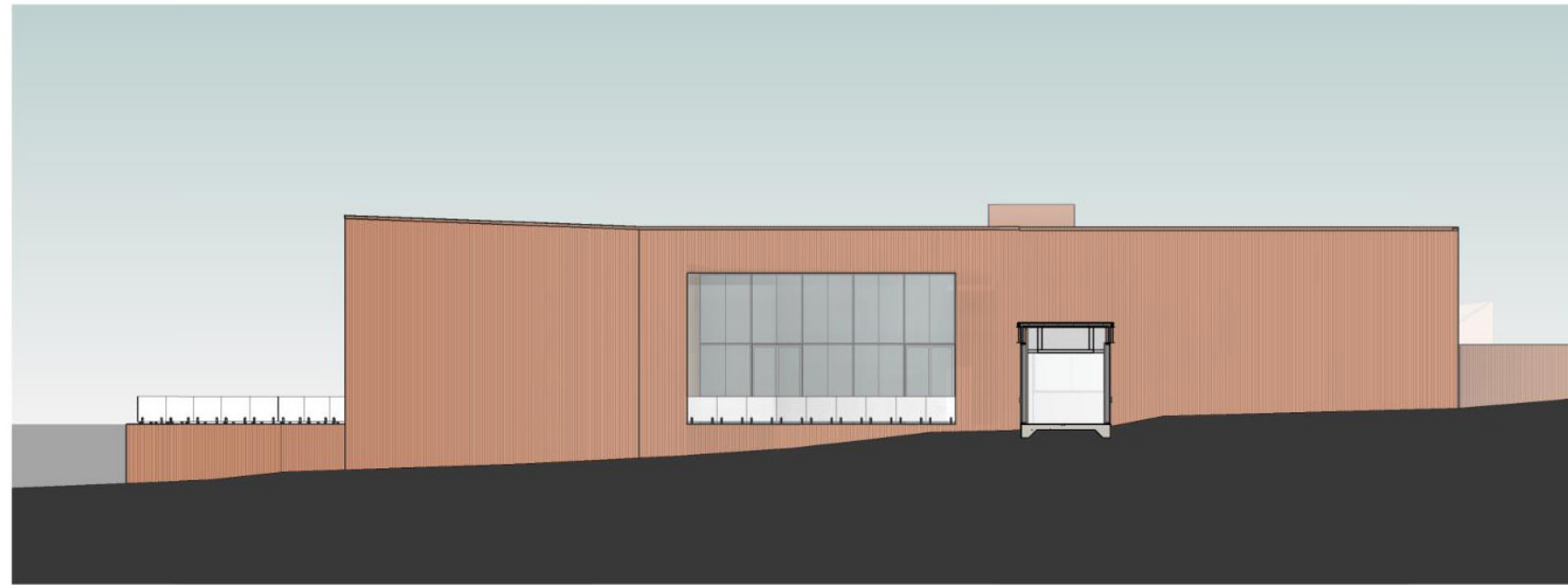
Architectural Renderings and Elevations



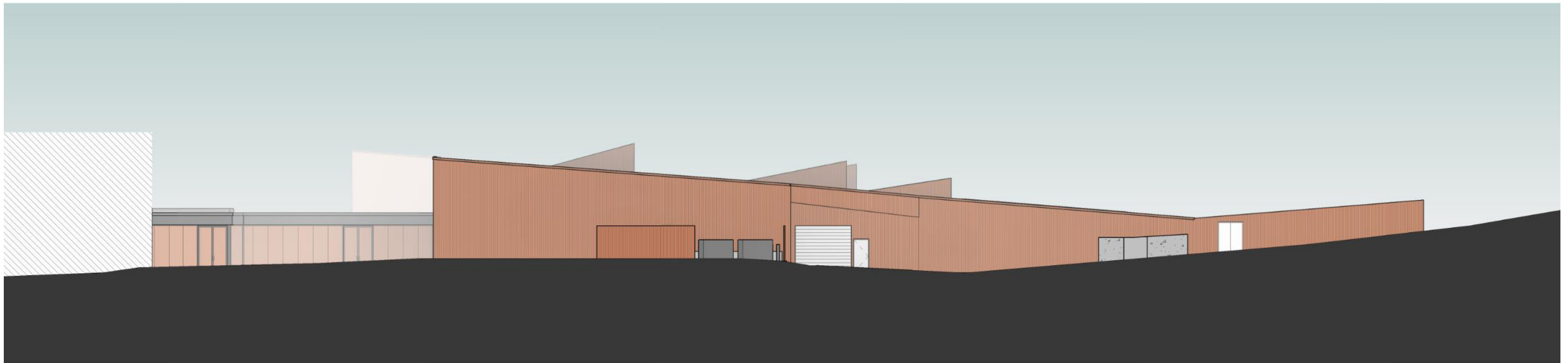
View from new street entry on E Avenue B



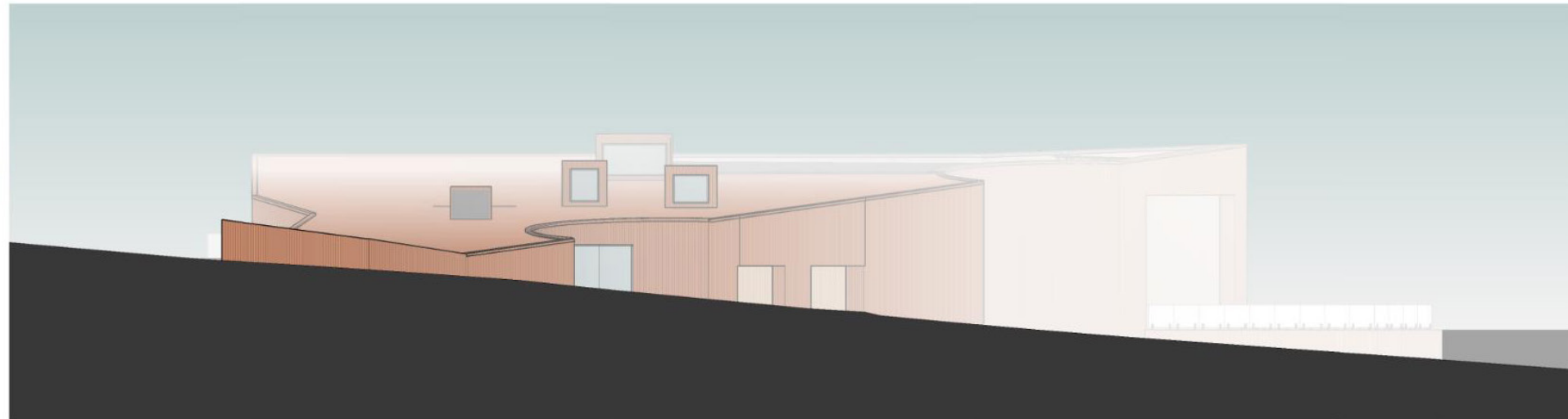
West Elevation



South Elevation



East Elevation



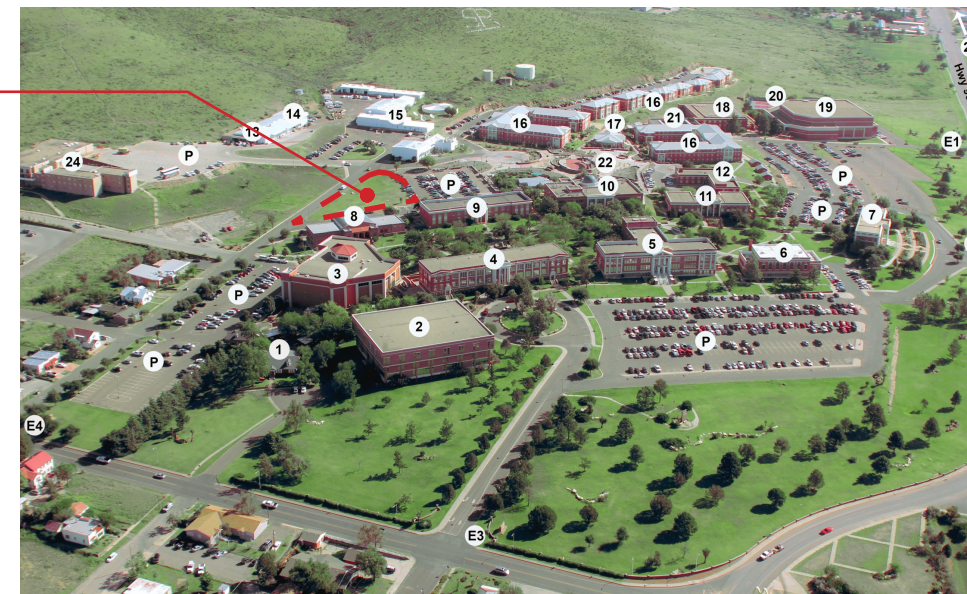
North Elevation

TAB 2

Architectural Site Plans and Floor Plans



Project Site

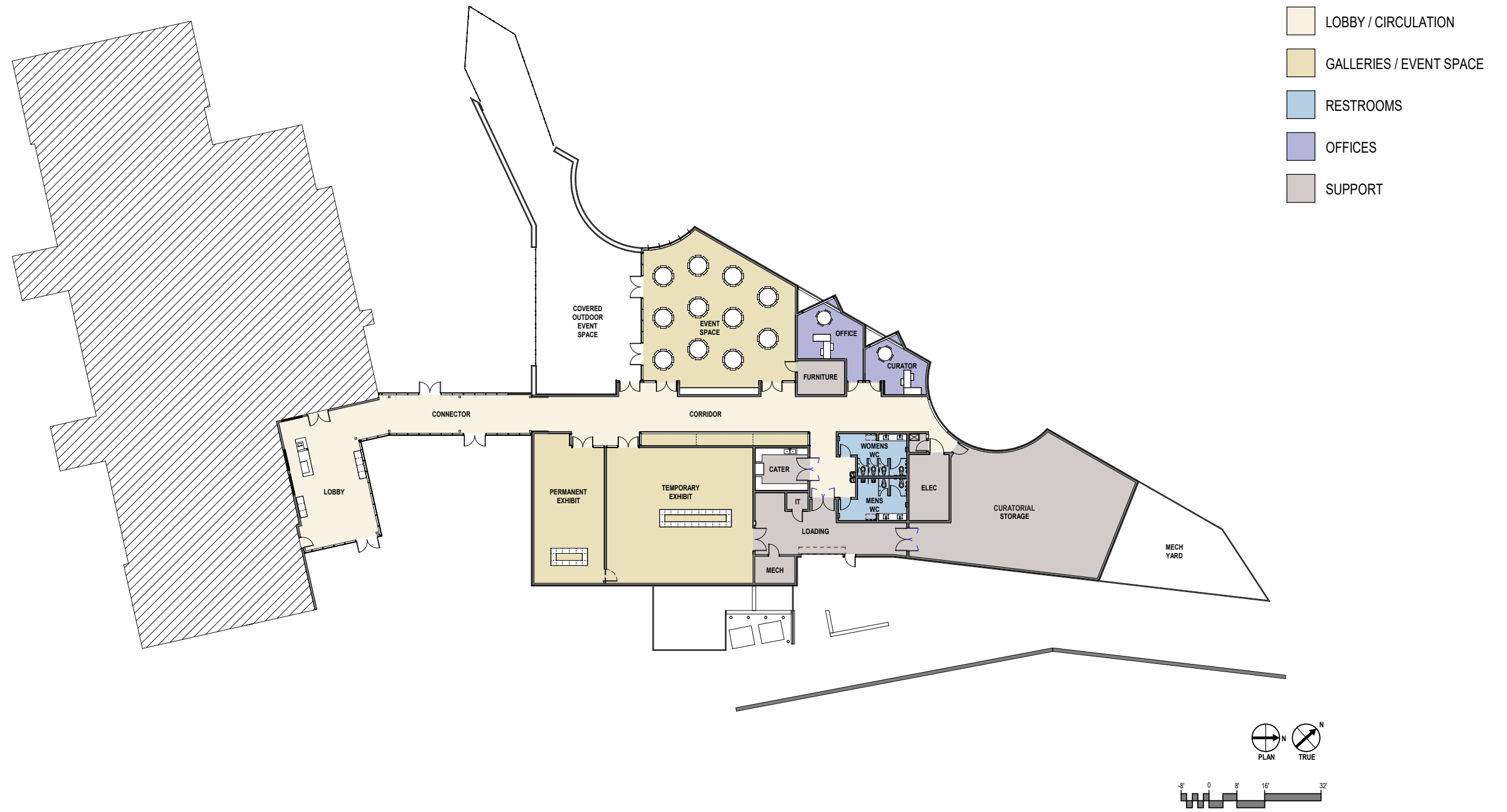


- | | |
|--|---------------------------------|
| 1. President's Home | 17. Residential Living Office |
| 2. Wildenthal Memorial Library | 18. Graves-Pierce Gym |
| 3. Morgan University Center | 19. Pete P. Gallego Center |
| 4. Briscoe Administration Building | 20. Tennis Courts |
| 5. Morelock Academic Building | 21. Swimming Pool |
| 6. Academic and Computer Resource Building | 22. Outdoor Amphitheater |
| 7. Lawrence Hall | 23. Range Animal Science Center |
| 8. Museum of the Big Bend | 24. Mountainside Hall |
| 9. Francois Fine Arts Building | |
| 10. Warnock Science Building | |
| 11. Ferguson Hall | |
| 12. Fletcher Hall | |
| 13. Industrial Technology Building | |
| 14. Art Annex | |
| 15. Physical Plant | |
| 16. Lobo Village Housing Complex | |

- P** PARKING
- E** ENTRANCE



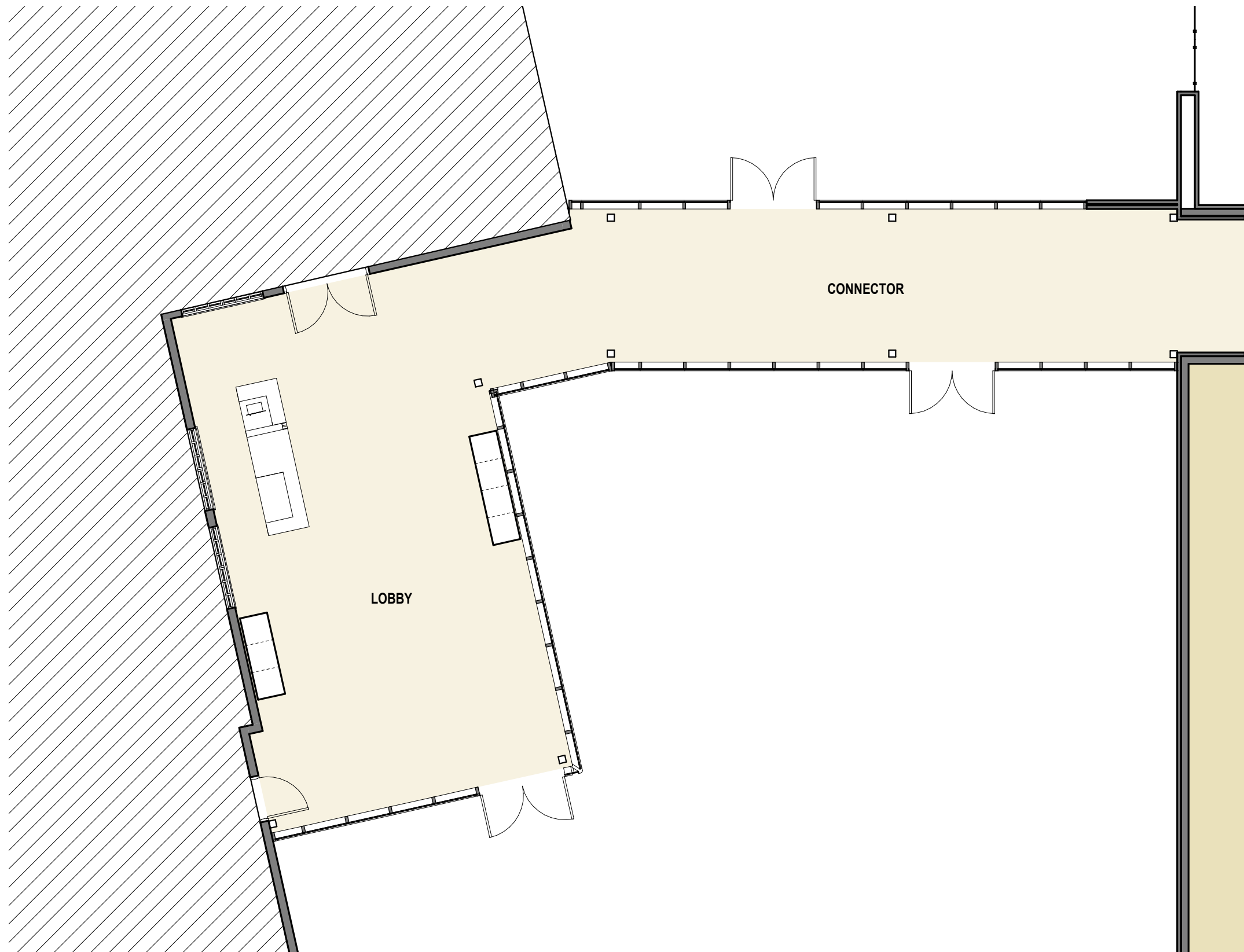
Site Plan



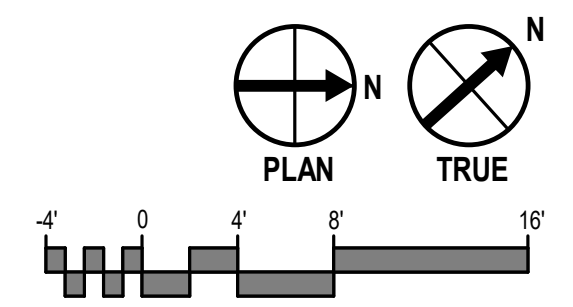
Floor Plan

TAB 3

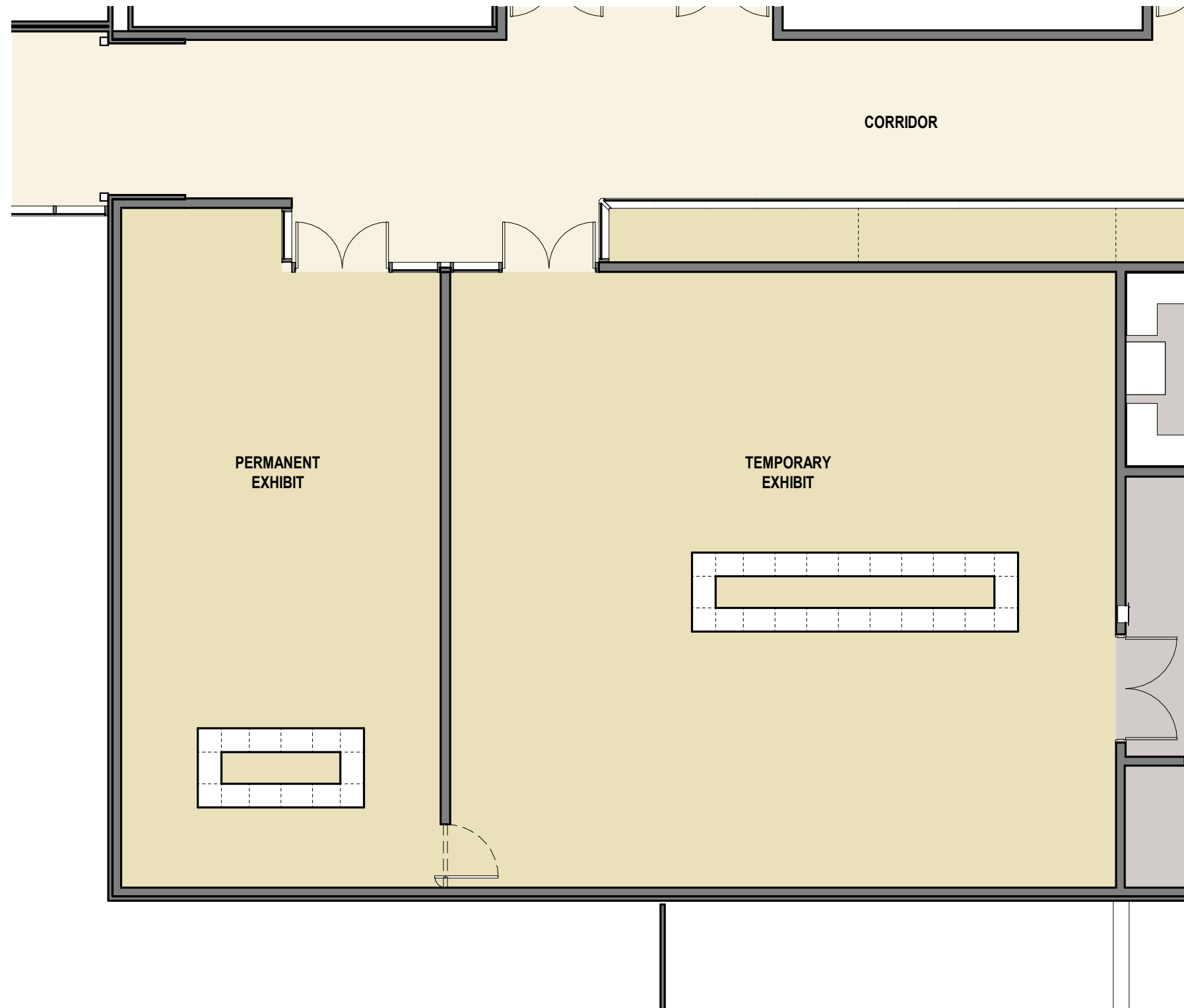
Enlarged Architectural Floor Plans



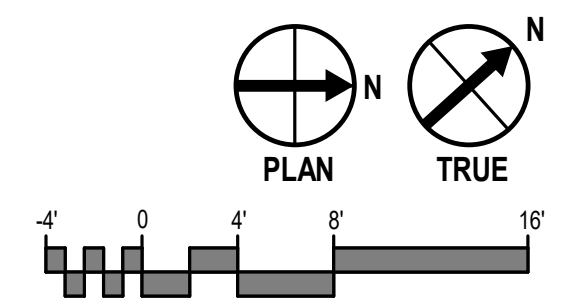
- LOBBY / CIRCULATION
- GALLERIES / EVENT SPACE
- RESTROOMS
- OFFICES
- SUPPORT



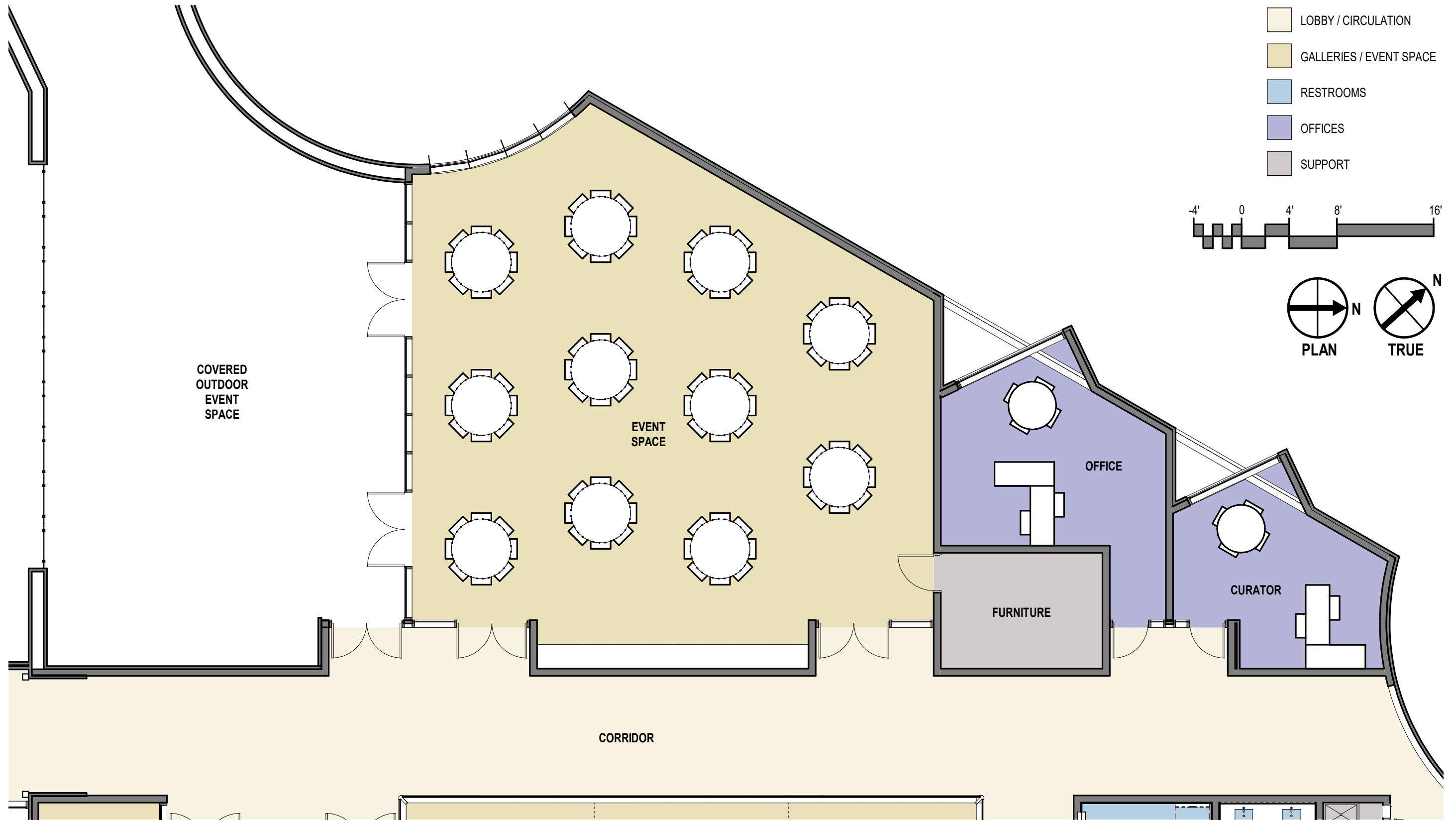
Lobby & Connector



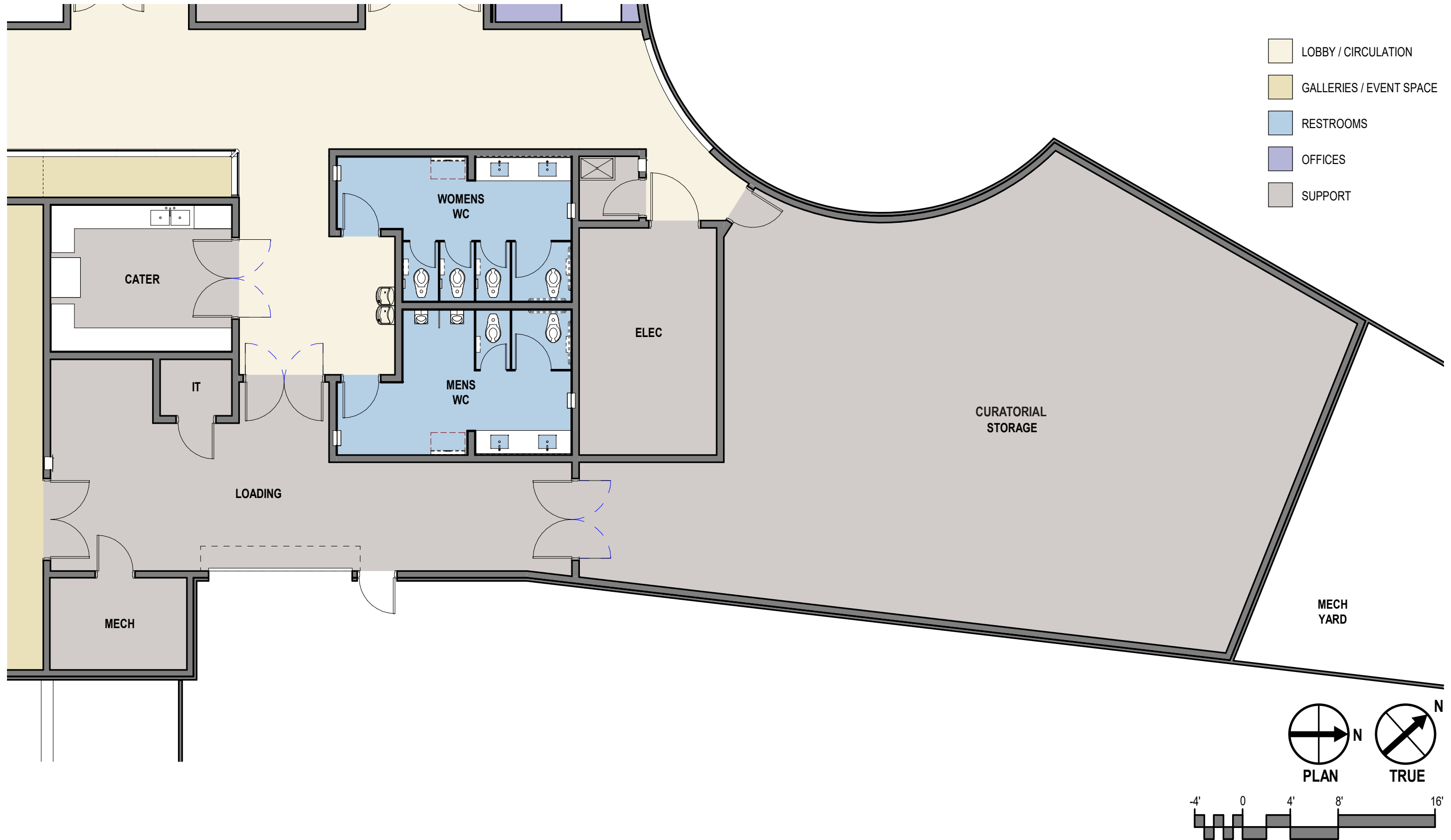
- LOBBY / CIRCULATION
- GALLERIES / EVENT SPACE
- RESTROOMS
- OFFICES
- SUPPORT



Galleries



Event Space & Offices



Restrooms & Support Areas



TAB 4

Major Building Systems

Design Development - Major Building Systems

Project Overview

The scope of work includes an expansion to the historic Museum of the Big Bend building at the edge of the Sul Ross State University campus in Alpine, Texas. The original monumental building, built in 1936, is clad in a characteristically local red stone. The new one-story expansion seeks to delicately connect to the existing historical building while complementing its scale and materiality. The addition creates a new entrance to the Museum of the Big Bend complex, and will serve as a new cultural gateway to the larger campus. The expansion includes new exhibit space for both permanent and temporary exhibits, as well as premier event space like no other in the region. The new exhibit spaces within the expansion are intended to be used by the Museum of the Big Bend to host exhibits on loan from partnering institutions such as the Dallas Museum of Art and the Smithsonian's National Museum of American History.

Architectural

The proposed expansion has a gross area of roughly 12,100 square feet, and is a one-story metal framed structure on concrete slab foundations. The building will be a conventional steel structure (steel columns, steel joists and metal decking – see Structural Narrative for additional information). The main structure has a sloping roof that directly counters the natural slope of the existing site, allowing it to nestle into the surrounding landscape.

The expansion differentiates itself from the existing museum building with complementary yet different building materials. Corrugated weathering steel, painted metal, fritted glass and clear glazing work together to create a comfortable, cohesive design that protects artifacts inside from the sun's harmful rays. The design achieves the goals of being compatible to the existing museum, having a strong street presence and providing a new gateway to the rest of the campus.

The connecting lobby between the new and old buildings is roughly 12 feet tall and is enclosed in heavily fritted glazing. The new gallery and event spaces are linked to the existing building by a central corridor. Additional restrooms, offices and support spaces make up the northern end of the new building. Important goals were to create a new easily locatable front door and allow easy access for after hours events, as well as to create a single controlled entrance lobby to both buildings.

The event and exhibit spaces provide the Museum of the Big Bend lots of flexibility for the future, with the building having been designed with ease of storing pieces and changing out exhibits in mind. Other highlights include great views of the nearby mountains from the event spaces and views into exhibit spaces during after hour events.

Building Organization:

The Museum of the Big Bend Expansion will have the following functional areas:

- 1.) Lobby & Connector – This shall contain a reception desk and serve as the main entrance to both the new and the old building.
- 2.) Galleries & Event Space - A permanent gallery and temporary gallery can hold museum collections and visiting pieces. Outdoor and indoor event spaces can be rented out during or after business hours.
- 3.) Restrooms
- 4.) Offices - Two offices, including one for the Curator
- 5.) Support - Catering, loading, storage, mechanical, electrical and IT rooms

Materials & Finishes

Exterior:

- Metal panel walls: Corrugated weathering steel (rust color)
Painted metal panel (light gray)
- Storefront: Aluminum (dark bronze)
Frit (light gray to match metal panel)
- Roof: Standing seam metal roof (rust color to match weathering steel)
Standing seam metal roof (light gray to match metal panel)

Interior:

- Floors: Diamond polished concrete
Ceramic tile in restrooms
- Walls: Painted gypsum board
Ceramic tiles in restrooms
- Ceiling: Exposed structure in support spaces
Painted gypsum board (white)
Acoustic ceiling tiles in offices and catering (white)
Acoustic wood ceiling panel in galleries (white)
Acoustic wood ceiling panel in event space (maple)
- Casework: Painted millwork cabinets with solid surface countertops in event space (dove gray)
Stainless steel and painted millwork cabinets with solid surface countertops in catering (pewter)
Solid surface countertops in restrooms (white)



Windows: Aluminum storefront
Window Treatment: Fabric mechanical shade in event space
Doors: Glass doors in aluminum frames, painted wood doors in hollow metal frames, hollow metal doors and frames

Architectural Acoustics

General

All aspects of the architectural acoustics are being considered – noise generated by building systems (especially air conditioning), room acoustics, and sound transmission control. Objective criteria have been established for each room based on its expected uses, and the design has been developed to meet those criteria. The criteria include maximum allowable noise from air conditioning systems, maximum allowed reverberation and echo, and minimum required wall properties to perform as a sound barrier between separate rooms. While these items are important for individuals with normal hearing, they are especially important for those who suffer some level of hearing difficulty or hearing loss.

Air Conditioning Systems Noise Control

This is largely governed by two things – (1) sound-mitigating elements between an occupant and a piece of equipment containing noise sources (like fans and compressors) and (2) the speed at which the air moves in the ductwork. Both items have been designed to attenuate this noise so that occupants can easily hear conversation-level speech over it.

Room Acoustics

This impacts room uses in different ways. In some rooms, the room acoustics contribute more to the experience and feel of the room. In other rooms, it is central to their core functions. This project contains both types. In the former case, generally controlling reverberant sound and noise is critical. In the latter, both control of reverberant sound and specific reflections must be controlled, as they are destructive to speech clarity. The things that define the Room Acoustics are twofold: (1) the volume of the room and (2) the material properties used as finishes in the room.

In the event spaces, you will find a large amount of highly-sound-absorbing materials as well as a more diverse placement of materials. In these rooms, controlling reverberation and discrete reflections (echoes) is critical to speech clarity, as reverberation and echo are destructive to it. Introducing sound-absorbing materials in the right quantities and locations increases the speech clarity by reducing the reverberation and preventing echoes. The fundamental systems here are a special sound-absorbing wood ceiling and very highly sound absorbing wall materials integrated into the back wall design.

In the exhibit rooms, reverberation control will contribute to a feeling of intimacy, which is a desirable room feature that accommodates a visitor's experience of a particular exhibit. To achieve this, surfaces high in the room are finished with sound-absorbing materials. This keeps the semi-private space from feeling overly private, as some reverberant sound is allowed to persist from walls and floor. It also prevents visitors from being overwhelmed by the sound of their neighbors who may perhaps be engaged in conversation.

In the lobby, some control of the reverberation will afford easier interaction at the reception desk. The ceiling surface over the primary reception area incorporates sound absorption for this reason.

Sound Transmission Control

In some locations, rooms must be separated by good, sound-isolating walls so that occupants may enjoy the rooms without disruption. For example, the back-of-house food preparation and loading dock adjacency with the exhibit room is one in which the wall and door have been carefully designed to block the noise of the typical activities there, should all spaces be in use simultaneously. Adjacencies have been reviewed in detail throughout the expansion plan to adequately address such sound transmission concerns, and the walls that demise these rooms have been detailed accordingly.

Structural Systems

General

The building structure is designed in accordance with the 2015 International Building Code and ASCE 7-10 for the Wind and Seismic loads. Where structural requirement differs, the more stringent criterion is utilized in the contract documents and specifications.

Structural Framing and Foundation

The foundations are discrete spread foundations under columns and continuous strip footings under walls. The first floor is a fill-supported slab-on-grade with mild reinforcement with turn-downs at perimeter. The roof framing consists of a Type B Roof Deck on pre-fabricated, pre-engineered, open web steel joists in turn supported by wide flange beams or joist girders. The building will be framed with steel tube columns. The lateral load resisting system is a steel braced frame with steel tube columns and steel tube braces. Minimum two braced frames are required in each direction to resist the lateral loads.

Mechanical Systems

All mechanical systems are designed consistent with the Texas State University Standards, ASHRAE Standards, and the requirements of the International Mechanical Code. The new mechanical system complies with the following codes and standards:

2015 - International Building Code

2015 - International Mechanical Code

2015 - International Energy Code

2015 - NFPA 101 Life Safety Code

2013 - ASHRAE 90.1 State Energy Code

2013 – ASHRAE 62.1 Ventilation for Acceptable Indoor Air Quality

NFPA Applicable Codes

Texas State Construction Standards Version 2020

Codes include all recent amendments

The approximate cooling/heating loads of the new Sul Ross State University Museum of the Big Bend Expansion Building is 35 tons cooling and 250 MBH heating.

AHU-101 serving the critical zones will be approximately 10 tons of cooling, 55 MBH heating for a total area of 4,340 square feet of space.

AHU-102 serving the non-critical zones will be approximately 25 tons of cooling, 195 MBH heating for a total area of 6,681 square feet of space.

Space conditioning to the new Sul Ross State University Museum of Big Bend Expansion Building is provided by two Packaged DX units with economizers from the exterior of the building, one in the mechanical yard and the other screened off behind the loading dock. One unit will serve the critical zones (exhibit and storage spaces) while the other unit serves all other non-critical zones. Heating will be provided by a natural gas fired condensing boiler which will serve hot water variable air volume boxes. Critical space VAVs will be provided with duct mounted humidifiers downstream of each box to ensure proper humidity control in the critical exhibit and storage spaces.

Outside air ventilation rates is in accordance with the International Mechanical Code or ASHRAE 62.1-2013, whichever one is more stringent.

Building Management System (BMS) / Building Automation System (BAS) / Direct Digital Control Systems (DDCS)

The BMS is a combination of a DDCS for the Packaged DX air handling units provided by the Original Equipment Manufacturer (OEM), Operator Interfaces (OIs) for each system complete with BACnet/IP gateways provided by the respective OEM, a BAS building network connection controller, and all associated network connection work including all required scope of work at the Sul Ross State University central operations Wide Area Network (WAN) headquarters servers / Human Machine Interfaces (HMIs).



The new BMS resides on the new designated Local Area Network (LAN) within the building. The new BAS connects the BMS to the campus WAN through a static I/P drop provided by Sul Ross State University IT Department. The building has a local operators workstation for the BAS located within the building.

Electrical Systems

This section of the Basis of Design (BOD) document provides an overview of the proposed electrical system, equipment, materials, and associated design criteria for the expansion of the Museum of Big Bend on the Sul Ross State University Campus, Alpine, TX.

The new electrical system complies with the following codes and standards:

2015-International Building Code

2017-National Electrical Code

2015-NFPA 101 Life Safety Code

2015-IECC State Energy Code

2012-Texas Accessibility Standards

Illuminating Engineering Society of North America (IESNA) – Tenth Edition

TXST Construction Standards

Codes include all recent amendments.

The site is served from the existing main 480/277V switchboard located in the basement of the existing facility. A new 800A feeder circuit breaker will be installed in this switchboard and cables will be routed in conduit from the existing main electrical room to the new electrical room located in the expansion.

The anticipated gross square footage of the facility is 12,100 SQ-FT. The main switchboard is 480/277V 3PH, 4W, 800A with main circuit breaker.

Interior spaces in the building are provided with lighting fixtures designed to enhance the aesthetics, showcase exhibits, and to provide adequate illumination levels. Interior lighting fixtures utilize LED light sources. Maintained emergency lighting levels are not be less than 1 foot-candle average. The minimum emergency lighting level is 0.1 foot-candle, and the maximum-to-minimum foot-candle ratio does not exceed 40:1. Emergency fixtures are powered by a centralized lighting inverter to provide code-required 90-minute battery backup. In all required spaces, a lighting control system is specified.

The Lightning Protection System is a UL 96A Master Labeled for a complete master labeled system. The buried grounding electrode system of the existing building will be extended to encompass the expansion. The lightning protection system will be connected to this new expansion of the grounding system.

Plumbing Systems

The plumbing systems are designed in compliance with the 2015 Uniform Plumbing Code and International Energy Conservation Code in compliance with the Texas State University Construction Standards, as well as the American Society of Plumbing Engineers (ASPE) Guidelines.

Domestic cold and hot water systems are piped to all plumbing fixtures in the facility and include backflow protection. At the main entry, Reduced-Pressure-Zone (RPZ) type backflow preventers are provided.

Domestic water piping is provided with shutoff valves for isolation of piping sections for maintenance and repair. Valves Nominal Pipe Size (NPS) 2 and smaller are two-piece, full-port ball valves. Valves NPS 2-1/2 and larger are butterfly valves. Shock arrestors are included in the water lines serving fixtures or equipment that utilize quick-closing valves.

Sanitary waste and vent systems are piped to all plumbing fixtures in the facility. Floor drains in restroom areas and floor drains and floor sinks in mechanical rooms are served by trap primers. Domestic cold water and sanitary waste piping are extended outside the building perimeter for connection to the site utilities by the site work contractor. Stormwater piping from the building is surface drained from exterior gutters continuously to drop edge.

Domestic cold and hot water piping is type “L” copper water tube with either soldered joints or press-fit joints. Piping is provided with fiberglass insulation with all-service jacketing.

Underground waste and vent piping is service weight hub and spigot cast iron and is assembled with hubbed and gasketed fittings. Above ground waste and vent piping is hubless, cast-iron soil pipe and fittings and is assembled with either model Hi-Torq 125 couplings or heavy-duty hubless-piping couplings and coupled joints.

Water closets are white vitreous china with 1.28 Gallons Per Flush (GPF) flush valves. Lavatories are white vitreous china, with 0.25 Gallon Per Cycle, manual metering type faucets. Sinks are 18-gauge stainless steel, with 1.5 Gallon Per Minute (GPM) aerators on the faucets. Primary plumbing fixtures are the products of one manufacturer. Drinking fountains are duplex, high-low, 8 Gallon Per Hour (GPH) coolers with bottle filling stations. Hose bibbs are provided in restrooms and mechanical rooms. Non-freeze wall-hydrants are provided at select locations around the exterior of the building.

Domestic hot water is provided by a commercial, electric, storage-type water heater. A hot water circulation system with thermostatic mixing valve distributes hot water throughout the building. Hot water circulation pumps are provided with aquastat and timer controls. At public lavatories, hot water is circulated to within 2 inches of the lavatory supply stops.

Fire Suppression System

The Museum of the Big Bend's new expansion will be protected throughout by an automatic, wet pipe sprinkler system. The system will include Fire Department Connections on the exterior of the building. The system will be designed in accordance with IBC, local amendments, NFPA 13, and NFPA 20.

The sprinkler system includes three double-interlock pre-action sprinkler zones. A double-interlock pre-action zone is a sprinkler zone interconnected to fire detection devices, so that two separate initiation methods must occur in order for sprinklers to activate. Sprinklers in these zones, covering the exhibit and artifact storage rooms, will only activate if both a ceiling smoke detector detects smoke, and a sprinkler head activates from heat. This prevents sprinklers from activating under "false alarms."

The sprinkler system also includes a dry pipe zone. A dry pipe zone is a sprinkler zone in which pipes are filled with pressurized air, in order to provide sprinkler protection in areas subject to freezing. When a sprinkler head activates, water is then released into the piping that feeds the sprinklers. This zone protects the exterior patio area.

Fire Alarm

A fire alarm system will provide full detection and notification coverage to the new building expansion, and will have the capability to communicate with the existing fire alarm system panel(s), so that an alarm signal from either system initiates full building evacuation. All fire alarm devices will follow existing sequence of operations. The system will be designed in accordance with IBC, local amendments, NFPA 72, and Texas Accessibility Standards. The system will include a fire alarm control panel (FACP) and notification appliance circuits (NAC) panels, to serve as booster power supply for the notification appliances. Notification devices will consist of strobes, horns, and horn/strobes. Strobes will be synchronized throughout the new expansion area.

Initiation devices will include manual pull stations, sprinkler flow switches, smoke detectors, duct smoke detectors, and tamper switches. Additional spot-type smoke detection coverage will be provided in exhibit rooms and artifact storage rooms as part of a double-interlock pre-action sprinkler system.

Landscape Goals

The landscape character is intended to be beautiful in an understated way and is designed to complement the Museum’s design, the larger Campus, and the surrounding high desert habitat. In addition to aesthetics, sustainability, resource conservation, and low maintenance were driving design goals.

Hardscape Materials

Hardscape materials will be durable and complement the building architecture as well as the Campus as a whole. Paving for pathways and entry courts will be a light sandblast finished concrete.

Planting Materials

Plant materials will be drought tolerant species native to the Alpine area. Tree species will include Retamas (4”-5” caliper—container grown) and Alligator Junipers (3”-4” caliper container grown). Landscape planting around the building will be a combination of low-maintenance native shrubs and seeded native short grass (Blue Gramma). Blue Gramma will require minimal mowing (1x per year). Topsoil to be used in planting beds will be salvaged from the building site, stockpiled during construction, and then amended with compost at planting time. To confirm soil suitability for proposed plantings and appropriate plant species, the landscape design team consulted with soil scientists and native plant specialists in Alpine. Bed depths for planting areas will be 12” to 15” of amended soils with 2” of hardwood mulch.

Irrigation System

New irrigation will be required for all landscaped areas, but the new system will integrate best practices in water conservation. The automatic system will adhere to Campus standards and include a water efficient distribution system combining MP rotator heads, drip irrigation, and tree bubblers. A separate controller will be connected to the larger Campus system and will include a weather monitor (rain sensor) to maximize water delivery efficiency.



TAB 5

Detailed Cost Estimate

Detailed Cost Estimate:

An independent detailed construction cost estimate has been provided based on the 100% Design Development Documents that reflect the project design that is summarized within this Design Development Submittal.

This detailed construction cost estimate included on the following pages indicates a construction cost of \$7,969,105.00 that is within the project's Construction Cost Limit (CCL).

The Texas State University System

Sul Ross State University - Museum of the Big Bend - Expansion

Design Development Estimate

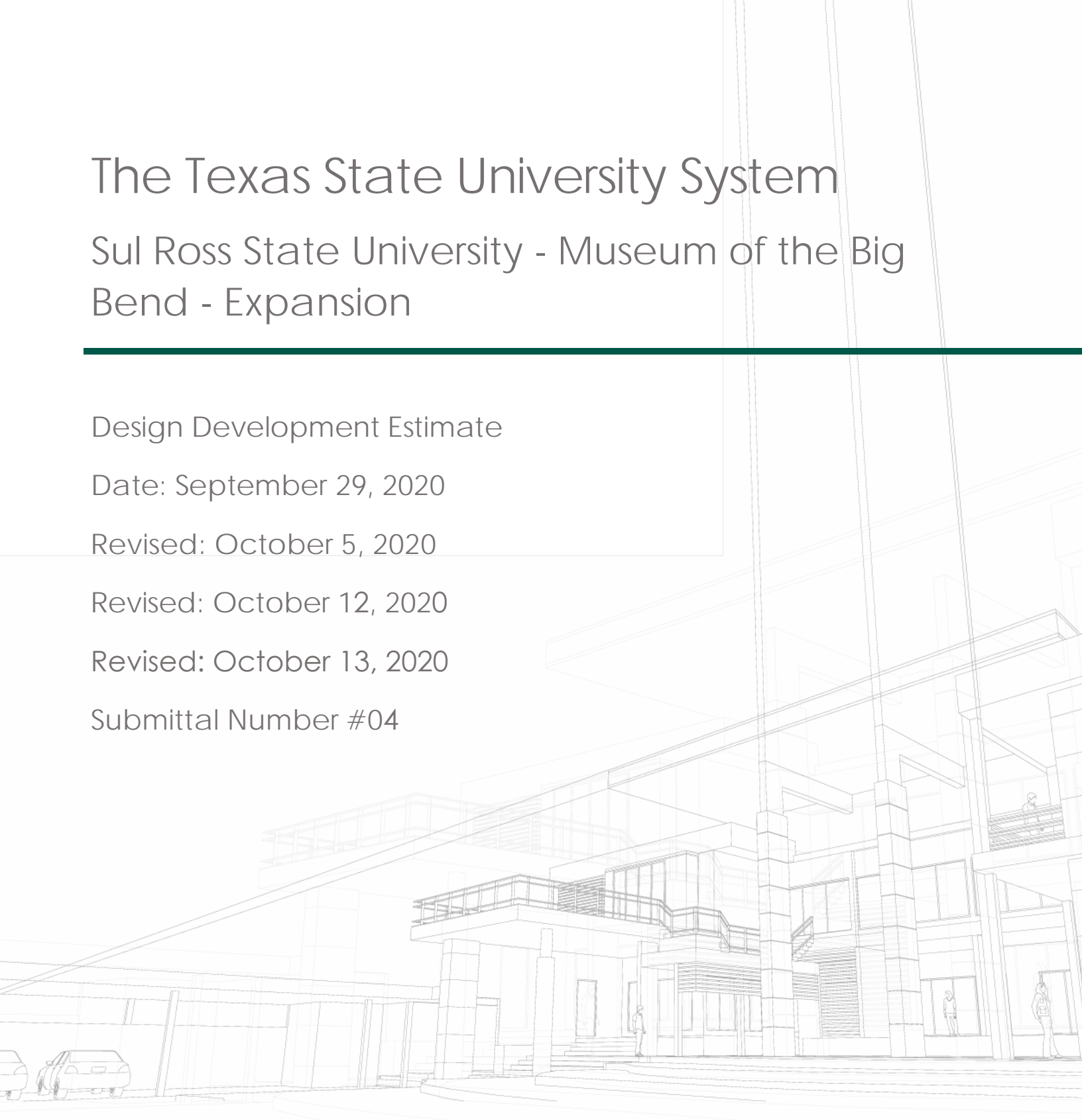
Date: September 29, 2020

Revised: October 5, 2020

Revised: October 12, 2020

Revised: October 13, 2020

Submittal Number #04



Prepared by:

Sunland Group, Inc.
10715 Gulfdale Drive
Suite 240
San Antonio, TX 78216
T: 210.395.2687

www.sunlandgrp.com

Sunland Project No. 2020037:01

Sunland
GROUP

PURPOSE OF THE ESTIMATE

To provide an independent detailed estimate for the Museum of the Big Bend expansion at Sul Ross State University . The independent estimate will be used to measure the design to the budget.

PROJECT DESCRIPTION

The project includes the expansion to the existing building (that was originally built in 1936 as the Big Bend Memorial Museum on the campus of Sul Ross) that is home to the Museum of the Big Bend. This expansion is a one-story building that delicately connects to the existing Museum of the Big Bend building creating a new entrance to the Museum of the Big Bend complex. The expansion includes new exhibit space for both permanent and temporary exhibits as well as a cultural event space, museum storage, and museum support spaces. The temporary exhibit space in the expansion is intended to be used by the Museum of the Big Bend to host exhibits from the Museum's collections as well as traveling exhibits from institutions such as the Smithsonian's National Museum of American History. The permanent exhibit space is intended to house the Dallas Museum of Art's collection of paintings by Tom Lea related to the ranching industry.

BASIS OF ESTIMATE

This estimate is based on the following documents prepared by Page Southerland Page, Inc.; Sul Ross MOBB Expansion Design Development 100% Drawings and specifications dated September 21, 2020.

This estimate is based upon the measurement of quantities where possible. For the remainder, distinguishing features were utilized to establish a baseline measurement.

BASIS OF PRICING

Pricing shown reflects probable construction costs obtainable in the local area, on the date of this statement. The intention for this estimate is to reflect fair market value for a new 12,164 square foot new building to include foundations, exterior metal siding, exterior curtain walls, interior buildout, mechanical, electrical, and plumbing systems. A new 10,000 square foot asphalt parking lot is included in this estimate. The General Contractor markups for general conditions, overhead, profit and bonds and insurance totaling 27%. A Design Contingency is included at 5%. Price escalation is included for one year at 4%.

CONTRACTOR MARKUPS

Subcontractors' markups are included under their respective estimates. These markups cover the cost of field overhead, home office overhead, and profit and range between 10% and 35% of the raw cost for that particular item of work.

ITEMS AFFECTING THE COST ESTIMATE

Items, which may change the estimated construction cost, include, but are not limited to:

- Modifications to scope of work in estimate since the drawings were issued to Sunland Group
- Special Phasing requirements
- Restrictive technical specifications or excessive contract conditions
- Non-competitive bid conditions e.g. sole source contracting
- Bids delayed beyond the projected schedule
- Changes in Design Documents between Design Development and bid.

GENERAL ITEMS EXCLUDED FROM THIS ESTIMATE

Items that are not in this estimate include, but are not limited to:

- Impact Fees and Permits
- Land acquisition and real estate fees
- Professional design and consulting fees
- Owner's field inspection costs
- General building permit
- Sales Tax
- Testing fees, except for testing and balancing
- Off-site work
- Special equipment not noted
- Purchase of furniture and cubicles
- Artwork, unless incorporated into finishes
- Fixtures, Furnishings, and Equipment

STATEMENT OF PROBABLE COST

Sunland Group has no control over the cost of labor and material, the general contractor's or any subcontractor's method of determining prices, or competitive bidding and market conditions. This opinion of probable cost of construction is made through years of experience, qualifications, and best judgment of a professional construction consultant familiar with the construction industry. Sunland Group cannot and does not guarantee that proposals, bids or actual construction costs will not vary from this or subsequent cost estimates.

Sunland Group has no control over the quality, completeness, intricacy, constructability, or coordination of design documents, or over the amount of funds available for this project. Therefore, Sunland Group is not responsible for design revision costs in the event that the estimate is in excess of the established budget.

Sunland Group staff of professional cost estimating consultants have prepared this estimate in accordance with generally accepted principles and practices. This staff is available to discuss its contents with any interested party.

RECOMMENDATIONS FOR COST CONTROL

Sunland Group recommends that the Owner, Architect and Engineers carefully review this entire document to ensure that it reflects their design intent. Requests for modifications of any apparent errors or omissions to this document should be made to Sunland Group within (5) business days of receipt of this estimate. Otherwise, it will be understood that the contents have been concurred with and accepted. If the project is over budget, or if there are unresolved budgeting issues, alternative systems/schemes should be evaluated before proceeding further into design.

Summary of Sul Ross State University - MOBB Expansion

Num	Text	Unit	Quantity	Unit SP	Sales Price
1Base Bid - Museum of the Big Bend					
22-01 00 00	General Requirements		1	144,788.00	144,788.00
22-02 00 00	Existing Conditions		1	35,559.00	35,559.00
22-03 00 00	Concrete		1	229,936.00	229,936.00
22-05 00 00	Metals		1	460,723.00	460,723.00
22-06 00 00	Wood, Plastics, and Composites		1	30,213.00	30,213.00
22-07 00 00	Thermal and Moisture Protection		1	1,039,018.00	1,039,018.00
22-08 00 00	Openings		1	476,068.00	476,068.00
22-09 00 00	Finishes		1	554,144.00	554,144.00
22-10 00 00	Specialties		1	44,537.00	44,537.00
22-11 00 00	Equipment		1	11,853.00	11,853.00
22-12 00 00	Furnishings		1	190,925.00	190,925.00
22-21 00 00	Fire Suppression		1	184,778.00	184,778.00
22-22 00 00	Plumbing		1	75,002.00	75,002.00
22-23 00 00	Heating, Ventilating, and Air-Conditioning (HVAC)		1	448,132.00	448,132.00
22-25 00 00	Integrated Automation		1	72,984.00	72,984.00
22-26 00 00	Electrical		1	701,778.00	701,778.00
22-27 00 00	Communications		1	82,608.00	82,608.00
22-28 00 00	Electronic Safety and Security		1	219,355.00	219,355.00
22-31 00 00	Earthwork		1	73,241.00	73,241.00
22-32 00 00	Exterior Improvements		1	385,181.00	385,181.00
22-33 00 00	Utilities		1	182,181.00	182,181.00
	Contractor Markups		1	2,326,101.00	2,326,101.00
					7,969,105.00
Total amount					7,969,105.00

Summary of Sul Ross State University - MOBB Expansion - Alternates

Num	Text	Unit	Quantity	Unit SP	Sales Price
1Civil Alternate 1 - Parking Lot					
22-02 00 00	Existing Conditions		1	48,161.00	48,161.00
22-26 00 00	Electrical		1	35,000.00	35,000.00
22-31 00 00	Earthwork		1	7,098.00	7,098.00
22-32 00 00	Exterior Improvements		1	205,532.00	205,532.00
	Contractor Markups		1	121,928.00	121,928.00
					417,719.00
2Electrical Alternate 1 - Lightning Protection Existing Building					
22-26 00 00	Electrical		1	17,703.00	17,703.00
	Contractor Markups		1	9,678.00	9,678.00
					27,381.00
Total amount					445,100.00

Estimate for Sul Ross State University - MOBB Expansion

Pos	Text	Num	Unit	Quantity	Total UC	Total Cost
	Sul Ross State University - MOBB Expansion					7,969,102.11
1.	Base Bid - Museum of the Big Bend	1				7,969,102.11
1.1.	General Requirements	22-01 00 00		1	144,787.50	144,787.50
1.1.2.	Project Management and Coordination	22-01 31 00		1	144,787.50	144,787.50
1.1.2.1.	Lodging Per Diem for General Contractor Personnel - 3 people per day		day	810	123.75	100,237.50
1.1.2.2.	Meals Per Diem for General Contractor Personnel - 3 people per day		day	810	55.00	44,550.00
1.2.	Existing Conditions	22-02 00 00		1	35,559.08	35,559.08
1.2.14.	Demolition	22-02 41 00		1	35,559.08	35,559.08
1.2.14.1.	Demolish, remove pavement & curb, remove bituminous pavement, up to, 3" thick, excludes hauling and disposal fees	22-02 41 13 17	S.Y.	1,083	8.90	9,639.35
1.2.14.2.	Cycle hauling(wait, load, travel, unload or dump & return) time per cycle, excavated or borrow, loose cubic yards, 10 min wait/load/unload, 8 C.Y. truck, cycle 8 miles, 15 MPH, excludes loading equipment	22-31 23 23 20	L.C.Y.	415	23.48	9,744.08
1.2.14.3.	Demolish, remove pavement & curb, sidewalk, concrete, rod reinforced, 6" thick, with hand held air equipment, excludes hauling	22-02 41 13 17	S.F.	3,700	3.02	11,178.07
1.2.14.4.	Cycle hauling(wait, load, travel, unload or dump & return) time per cycle, excavated or borrow, loose cubic yards, 10 min wait/load/unload, 8 C.Y. truck, cycle 8 miles, 15 MPH, excludes loading equipment	22-31 23 23 20	L.C.Y.	157	23.48	3,686.31
1.2.14.5.	Demolish, remove pavement & curb, concrete, rod reinforced, 7" to 24" thick, remove with backhoe, excludes hauling	22-02 41 13 17	C.Y.	5.88	127.95	752.32
1.2.14.6.	Cycle hauling(wait, load, travel, unload or dump & return) time per cycle, excavated or borrow, loose cubic yards, 10 min wait/load/unload, 8 C.Y. truck, cycle 8 miles, 15 MPH, excludes loading equipment	22-31 23 23 20	L.C.Y.	6.77	23.48	158.96
1.2.14.7.	Demo Sign		Ea.	1	200.00	200.00
1.2.14.8.	Demo Tree		Ea.	1	200.00	200.00
1.3.	Concrete	22-03 00 00		1	229,935.84	229,935.84
1.3.13.	Cast-in-Place Concrete	22-03 30 00		1	229,935.84	229,935.84

Pos	Text	Num	Unit	Quantity	Total UC	Total Cost
1.3.13.1.	Structural concrete, in place, spread footing (4000 psi), includes forms(4 uses), Grade 60 rebar, concrete (Portland cement Type I), placing and finishing	22-03 30 53 40	C.Y.	37	354.00	13,097.92
1.3.13.2.	Structural concrete, in place, slab on grade (3000 psi), 5" thick + thickened edge, includes forms(4 uses), Grade 60 rebar, concrete (Portland cement Type I), and placing, excludes finishing	22-03 30 53 40	C.Y.	395	311.90	123,200.30
1.3.13.3.	Retaining Wall-Structural concrete, in place, continuous strip footing (4000 psi), reinforced, includes forms(4 uses), Grade 60 rebar, concrete (Portland cement Type I), placing and finishing	22-03 30 53 40	C.Y.	85.9	442.49	38,009.75
1.3.13.4.	Retaining Wall-Structural concrete, in place, free-standing wall (4000 psi), 12" thick, includes forms(4 uses), Grade 60 rebar, concrete (Portland cement Type I), placing and finishing	22-03 30 53 40	C.Y.	51.9	328.13	17,029.86
1.3.13.5.	Concrete Stairs and Landing		Ea.	1	15,000.00	15,000.00
1.3.13.6.	36"x4" Blade Column (3,000 psi)	22-03 30 53 40	C.Y.	0.74	5,122.67	3,790.78
1.3.13.7.	Expansion joint, rubberized asphalt, 1" x 2", hot or cold applied	22-03 15 16 30	L.F.	72	2.02	145.73
1.3.13.8.	Structural concrete, in place, Integrated wall (4000 psi), 12" thick (4/S-450), includes forms(4 uses), Grade 60 rebar, concrete (Portland cement Type I), placing and finishing	22-03 30 53 40	C.Y.	7.38	328.13	2,421.59
1.3.13.9.	Structural concrete, in place, elevated slab (3000 psi), 5" thick, includes forms(4 uses), Grade 60 rebar, concrete (Portland cement Type I), and placing, excludes finishing	22-03 30 53 40	C.Y.	16.8	311.90	5,239.91
1.3.13.10.	24" Dia Piers x 10' Embed, 3,000 psi - assume 20' deep		L.F.	40	300.00	12,000.00
1.5.	Metals	22-05 00 00		1	460,722.70	460,722.70
1.5.5.	Structural Steel Framing	22-05 12 00		1	405,615.00	405,615.00
1.5.5.1.	Steel Framing for Elevated Concrete Patio (10#/S.F.)		TON	5.47	6,500.00	35,555.00
1.5.5.2.	Structural Steel Columns and Bracing		TON	10.38	6,500.00	67,470.00
1.5.5.3.	Structural Steel Roof Framing		TON	11.66	6,500.00	75,790.00
1.5.5.4.	Structural Steel Roof Framing Balance		S.F.	14,000	16.20	226,800.00
1.5.15.	Metal Decking	22-05 30 00		1	50,037.98	50,037.98
1.5.15.1.	Metal roof decking, steel, open type B wide rib, galvanized, over 500 Sq, 1-1/2" D, 16 gauge	22-05 31 23 50	S.F.	13,618	3.67	50,037.98
1.5.16.	Steel Decking	22-05 31 00		1	3,867.62	3,867.62
1.5.16.1.	Metal floor decking, steel, non-cellular, composite, galvanized, 1-1/2" D, 20 gauge	22-05 31 13 50	S.F.	1,094	3.54	3,867.62
1.5.29.	Metal Railings	22-05 52 00		1	1,202.10	1,202.10
1.5.29.1.	Railing, pipe, steel, galvanized, 2 rails, 3'-6" high, posts @ 5' OC, 1-1/2" diameter, shop fabricated	22-05 52 13 50	L.F.	20	60.10	1,202.10
1.6.	Wood, Plastics, and Composites	22-06 00 00		1	30,213.04	30,213.04

Pos	Text	Num	Unit	Quantity	Total UC	Total Cost
1.6.2.	Common Work Results for Wood, Plastics, and Composites	22-06 05 00		1	12,164.00	12,164.00
1.6.2.1.	Misc. Blocking		BDSF	12,164	1.00	12,164.00
1.6.10.	Sheathing	22-06 16 00		1	18,049.04	18,049.04
1.6.10.1.	Gypsum sheathing, weatherproof, 1/2" thick	22-06 16 43 10	S.F.	15,415	1.17	18,049.04
1.7.	Thermal and Moisture Protection	22-07 00 00		1	1,039,017.58	1,039,017.58
1.7.6.	Built-Up Bituminous Waterproofing	22-07 12 00		1	55,948.03	55,948.03
1.7.6.1.	Below Grade - Membrane waterproofing, on slabs, felt, 2 ply, mopped	22-07 12 13 20	S.F.	3,500	7.40	25,888.80
1.7.6.2.	Elastomeric sheet waterproofing, EPDM, plain, 45 mils thick	22-07 13 53 10	S.F.	12,016	2.50	30,059.23
1.7.11.	Bentonite Waterproofing	22-07 17 00		1	3,973.90	3,973.90
1.7.11.1.	Bentonite, drain board, expanded polystyrene, 1" thick	22-07 17 13 10	S.F.	3,500	1.14	3,973.90
1.7.15.	Thermal Insulation	22-07 21 00		1	67,369.72	67,369.72
1.7.15.1.	Wall insulation, rigid, fiberglass, unfaced, 2" thick, R8.7, 3#/CF	22-07 21 13 10	S.F.	15,415	3.00	46,174.09
1.7.15.2.	Blanket insulation, for walls or ceilings, kraft faced fiberglass, 6" thick, R19, 15" wide	22-07 21 16 20	S.F.	15,415	1.38	21,195.63
1.7.16.	Roof and Deck Insulation	22-07 22 00		1	22,921.72	22,921.72
1.7.16.1.	Extruded polystyrene insulation, for roof decks, 2" thick, R10, 15 psi compressive strength, fastening excluded	22-07 22 16 10	S.F.	1	22,921.72	22,921.72
1.7.18.	Weather Barriers	22-07 25 00		1	30,360.74	30,360.74
1.7.18.1.	Walls - Weather barriers, building paper, housewrap, exterior, spun bonded polypropylene, large roll	22-07 25 10 10	S.F.	15,415	0.68	10,474.49
1.7.18.2.	Under Slab - Weather barriers, building paper, housewrap, exterior, spun bonded polypropylene, large roll	22-07 25 10 10	S.F.	17,250	0.68	11,721.38
1.7.18.3.	Roof - Weather barriers, building paper, housewrap, exterior, spun bonded polypropylene, large roll	22-07 25 10 10	S.F.	12,016	0.68	8,164.87
1.7.27.	Wall Panels	22-07 42 00		1	529,298.64	529,298.64
1.7.27.1.	MP-1 - Metal Siding Panel System	22-07 42 13 20	S.F.	14,162	30.47	431,544.46
1.7.27.2.	MP-3 - Metal Siding Panel System	22-07 42 13 20	S.F.	3,208	30.47	97,754.18
1.7.40.	Sheet Metal Roofing	22-07 61 00		1	276,511.48	276,511.48
1.7.40.1.	MP-2 - Standing Seam Metal Roof Assembly	22-07 61 13 10	Sq.	137.5	2,010.99	276,511.48
1.7.41.	Sheet Metal Flashing and Trim	22-07 62 00		1	31,346.35	31,346.35
1.7.41.1.	Aluminum drip edge, white finish, .016" thick, 5" wide	22-07 71 43 10	L.F.	875	1.46	1,276.10
1.7.41.2.	Aluminum drip edge, ice belt, mill finish, .016" thick, 28" wide	22-07 71 43 10	L.F.	875	11.56	10,116.75
1.7.41.3.	Concealed Galvanized steel gutters, half round or box, stock, 6" wide, 26 gauge	22-07 71 23 30	L.F.	875	22.80	19,953.50
1.7.53.	Firestopping	22-07 84 00		1	9,123.00	9,123.00
1.7.53.1.	Misc. Firestopping		BDSF	12,164	0.75	9,123.00
1.7.58.	Joint Sealants	22-07 92 00		1	12,164.00	12,164.00
1.7.58.1.	Misc. Caulking		BDSF	12,164	1.00	12,164.00
1.8.	Openings	22-08 00 00		1	476,067.81	476,067.81

Pos	Text	Num	Unit	Quantity	Total UC	Total Cost
1.8.6.	Metal Frames	22-08 12 00		1	7,822.05	7,822.05
1.8.6.1.	Frames, steel, knock down, hollow metal, single, 16 ga., up to 5-3/4" deep, 3'-0" x 7'-0"	22-08 12 13 13	Ea.	31	252.32	7,822.05
1.8.7.	Metal Doors	22-08 13 00		1	9,223.00	9,223.00
1.8.7.1.	Doors, hollow metal, commercial, steel, flush, full panel, hollow core, 1-3/8" thick, 20 ga., 3'-0" x 7'-0"	22-08 13 13 13	Ea.	5	1,844.60	9,223.00
1.8.8.	Wood Doors	22-08 14 00		1	38,175.80	38,175.80
1.8.8.1.	Door, wood, architectural, flush, interior, solid core, luan face, 3'-0" x 7'-0" x 1-3/4" thick	22-08 14 16 09	Ea.	26	1,468.30	38,175.80
1.8.16.	Special Function Doors	22-08 34 00		1	20,000.00	20,000.00
1.8.16.1.	Fire Separation Door		Ea.	1	20,000.00	20,000.00
1.8.21.	Entrances, Storefronts, and Curtain Walls	22-08 40 00		1	43,791.13	43,791.13
1.8.21.1.	Frames, aluminum, door, entrance, clear anodized finish, storefront, 3' x 7' opening	22-08 43 13 10	Opng.	12	791.26	9,495.13
1.8.21.2.	Aluminum, door, entrance, mill finish, storefront, 3'-6" x 7' opening	22-08 43 13 10	Opng.	12	2,858.00	34,296.00
1.8.24.	Storefronts	22-08 43 00		1	95,622.50	95,622.50
1.8.24.1.	Interior - Storefront systems, aluminum frame, institutional grade, clear 3/8" plate glass, 400 SF max wall, wall height to 12' high	22-08 43 13 20	S.F.	820	49.10	40,258.13
1.8.24.2.	Exterior - Storefront systems, aluminum frame, institutional grade, clear 3/8" plate glass, 400 SF max wall, wall height to 12' high	22-08 43 13 20	S.F.	618	75.53	46,678.28
1.8.24.3.	Exterior Windows - Storefront systems, aluminum frame, institutional grade, clear 3/8" plate glass, 400 SF max wall, wall height to 12' high	22-08 43 13 20	S.F.	115	75.53	8,686.09
1.8.25.	Curtain Wall and Glazed Assemblies	22-08 44 00		1	214,367.52	214,367.52
1.8.25.1.	Curtain wall, aluminum, stock, double glazed, including glazing, average	22-08 44 13 10	S.F.	2,387.02	89.81	214,367.52
1.8.27.	Windows	22-08 50 00		1	0.00	0.00
1.8.41.	Door Hardware	22-08 71 00		1	47,065.80	47,065.80
1.8.41.1.	Door Hardware		Set	47	1,001.40	47,065.80
1.9.	Finishes	22-09 00 00		1	554,143.62	554,143.62
1.9.6.	Supports for Plaster and Gypsum Board	22-09 22 00		1	0.00	0.00
1.9.12.	Backing Boards and Underlayments	22-09 28 00		1	2,866.43	2,866.43
1.9.12.1.	Cementitious backerboard, on wall, 3' x 6' x 5/8" sheet	22-09 28 13 10	S.F.	1,215	2.36	2,866.43
1.9.13.	Gypsum Board	22-09 29 00		1	136,990.14	136,990.14
1.9.13.1.	Wall Type A-6		S.F.	8,172	7.16	58,540.12
1.9.13.2.	Ext Wall Backup		S.F.	15,415	5.09	78,450.02
1.9.14.	Tiling	22-09 30 00		1	31,374.32	31,374.32
1.9.14.1.	Ceramic tile, sanitary cove base, thin set, 6" x 6" h	22-09 31 13 10	L.F.	135	8.79	1,186.96
1.9.14.2.	Ceramic tile, walls, interior, thin set, 4-1/4" x 4-1/4"	22-09 31 13 10	S.F.	1,215	18.73	22,761.32
1.9.14.3.	TIL-1 - Ceramic tile, for floors, specialty type, decorator finish, 4-1/4" x 4-1/4" x 1/2"	22-09 31 13 10	S.F.	405	18.34	7,426.04

Pos	Text	Num	Unit	Quantity	Total UC	Total Cost
1.9.20.	Ceilings	22-09 50 00		1	235,864.54	235,864.54
1.9.20.1.	Gypsum wallboard, on ceilings, standard, w/compound skim coat (level 5 finish), 5/8" thick	22-09 29 10 30	S.F.	5,340	2.35	12,558.08
1.9.20.2.	WD-1 - Acoustical Wood Ceiling Panel		S.F.	3,313	50.00	165,650.00
1.9.20.3.	WD-2 - Acoustical Wood Ceiling Panel		S.F.	1,093	50.00	54,650.00
1.9.20.4.	ACT-1 - Complete suspended ceilings, mineral fiber, lay-in board, 2' x 2' x 3/4", on 15/16" T bar suspension, include standard suspension system, excl. 1-1/2" carrier channels	22-09 51 23 30	S.F.	437	6.88	3,006.46
1.9.27.	Flooring	22-09 60 00		1	66,773.87	66,773.87
1.9.27.1.	Con-1 - 1500 Grit Diamond Polished Concrete		S.F.	2,356	5.90	13,904.17
1.9.27.2.	Con-1 - 3000 Grit Diamond Polished Concrete		S.F.	8,118	6.48	52,584.35
1.9.27.3.	Concrete surface treatment, sealer, hardener and dustproofer, epoxy-based, 125 SF/gal, 5 gallon unit, includes material only	22-03 05 13 20	Gal.	2.952	96.67	285.36
1.9.32.	Resilient Flooring	22-09 65 00		1	3,172.49	3,172.49
1.9.32.1.	WB-2 - Wall base, vinyl, straight or cove, standard colors, 6" high, 1/8" thick	22-09 65 13 13	L.F.	455	2.22	1,009.10
1.9.32.2.	WB-1 - Moldings, base, classic profile, 5/8" x 5-1/2", finger jointed and primed	22-06 22 13 15	L.F.	743	2.91	2,163.39
1.9.45.	Acoustic Insulation	22-09 81 00		1	4,987.50	4,987.50
1.9.45.1.	Ceiling - Sound attenuation blanket, 2" thick	22-09 81 16 10	S.F.	2,850	1.75	4,987.50
1.9.49.	Painting	22-09 91 00		1	72,114.33	72,114.33
1.9.49.1.	Walls - Paints & coatings, walls & ceilings, interior, concrete, drywall or plaster, zero voc latex, 2 coats, smooth finish, roller	22-09 91 23 74	S.F.	34,049	1.80	61,339.27
1.9.49.2.	Ceilings - Paints & coatings, walls & ceilings, interior, concrete, drywall or plaster, zero voc latex, 2 coats, smooth finish, roller	22-09 91 23 74	S.F.	5,340	2.02	10,775.05
1.10.	Specialties	22-10 00 00		1	44,536.67	44,536.67
1.10.8.	Signage	22-10 14 00		1	30,414.00	30,414.00
1.10.8.1.	Building Interior Signage		BDSF	10,276	1.50	15,414.00
1.10.8.2.	Building Exterior Signage		Allo	1	15,000.00	15,000.00
1.10.12.	Compartments and Cubicles	22-10 21 00		1	6,059.56	6,059.56
1.10.12.1.	Partitions, toilet, cubicles, floor & ceiling anchored, stainless steel	22-10 21 13 13	Ea.	3	1,514.45	4,543.34
1.10.12.2.	Partitions, toilet, cubicles, floor & ceiling anchored, for handicap units, add	22-10 21 13 13	Ea.	2	390.50	781.00
1.10.12.3.	Urinal screen, wedge type, stainless steel	22-10 21 13 13	Ea.	1	735.22	735.22
1.10.16.	Toilet, Bath, and Laundry Accessories	22-10 28 00		1	8,063.11	8,063.11
1.10.16.1.	Toilet accessories, grab bars, straight, stainless steel, 30" long	22-10 28 13 13	Ea.	2	47.20	94.39
1.10.16.2.	Toilet accessories, grab bars, straight, stainless steel, 36" long	22-10 28 13 13	Ea.	2	54.83	109.66
1.10.16.3.	Toilet accessories, hand dryer, surface mounted, electric, 115 volt, 20 amp	22-10 28 13 13	Ea.	2	615.15	1,230.31

Pos	Text	Num	Unit	Quantity	Total UC	Total Cost
1.10.16.4.	Toilet accessories, mirror	22-10 28 13 13	S.F.	40	46.09	1,843.49
1.10.16.5.	Toilet accessories, mop holder strip, stainless steel, 5 holders, 48" long	22-10 28 13 13	Ea.	1	105.43	105.43
1.10.16.6.	Toilet accessories, robe hook, regular, single	22-10 28 13 13	Ea.	6	25.58	153.46
1.10.16.7.	Toilet room accessories, napkin/tampon dispenser, semi-recessed	22-10 28 13 13	Ea.	4	455.13	1,820.53
1.10.16.8.	Toilet accessories, soap dispenser, chrome, surface mounted, liquid	22-10 28 13 13	Ea.	4	109.47	437.88
1.10.16.9.	Toilet accessories, toilet tissue dispenser, stainless steel, surface mounted, double roll	22-10 28 13 13	Ea.	6	38.18	229.05
1.10.16.10.	Toilet accessories, towel dispenser, stainless steel, flush mounted, semi-recessed	22-10 28 13 13	Ea.	2	232.14	464.29
1.10.16.11.	Toilet accessories, waste receptacle, stainless steel, w/top, 13 gallon	22-10 28 13 13	Ea.	2	370.36	740.72
1.10.16.12.	Toilet accessories, diaper changing station, plastic, wall mounted, vertical	22-10 28 13 13	Ea.	2	416.94	833.89
1.11.	Equipment	22-11 00 00		1	11,852.69	11,852.69
1.11.28.	Foodservice Equipment	22-11 40 00		1	11,852.69	11,852.69
1.11.28.1.	Refrigerator/freezer, commercial kitchen equipment, reach-in, 2 compartment	22-11 41 13 20	Ea.	1	8,435.83	8,435.83
1.11.28.2.	Ice cube maker, commercial kitchen equipment, 250 lbs./day	22-11 46 83 10	Ea.	1	3,416.86	3,416.86
1.12.	Furnishings	22-12 00 00		1	190,925.33	190,925.33
1.12.14.	Window Shades	22-12 24 00		1	138,093.34	138,093.34
1.12.14.1.	Motorized Window Shades	22-12 24 13 10	S.F.	3,825	35.57	136,048.17
1.12.14.2.	Manual Window Shades	22-12 24 13 10	S.F.	115	17.78	2,045.17
1.12.17.	Manufactured Metal Casework	22-12 31 00		1	2,825.00	2,825.00
1.12.17.1.	Metal Shelving		L.F.	17	100.00	1,700.00
1.12.17.2.	Metal Wall Shelving		L.F.	15	75.00	1,125.00
1.12.18.	Manufactured Wood Casework	22-12 32 00		1	34,101.40	34,101.40
1.12.18.1.	Custom cabinets, built-in drawer units, pine, unfinished, 18" deep, 32" high, maximum	22-12 32 23 10	L.F.	26	350.05	9,101.40
1.12.18.2.	Security Desk		Allo	1	25,000.00	25,000.00
1.12.21.	Countertops	22-12 36 00		1	15,905.59	15,905.59
1.12.21.1.	Countertops, granite, average, 24" wide, 1-1/4" thick, excl. backsplash	22-12 36 40 10	L.F.	73	217.88	15,905.59
1.15.	Fire Suppression	22-21 00 00		1	184,777.50	184,777.50
1.15.9.	Fire-Suppression Sprinkler Systems	22-21 13 00		1	184,777.50	184,777.50
1.15.9.1.	Pre-Action Zone 1 - Fire Sprinkler System		BDSF	825	30.00	24,750.00
1.15.9.2.	Pre-Action Zone 2 - Fire Sprinkler System		BDSF	1,809	30.00	54,270.00
1.15.9.3.	Pre-Action Zone 3 - Fire Sprinkler System		BDSF	1,797	30.00	53,910.00
1.15.9.4.	Dry Pipe Zone 1 - Fire Sprinkler System		BDSF	1,790	4.00	7,160.00
1.15.9.5.	Wet Pipe Zone 1 - Fire Sprinkler System		BDSF	6,875	6.50	44,687.50

Pos	Text	Num	Unit	Quantity	Total UC	Total Cost
1.16.	Plumbing	22-22 00 00		1	75,001.94	75,001.94
1.16.7.	Facility Water Distribution	22-22 11 00		1	9,550.81	9,550.81
1.16.7.1.	DCW - Pipe, copper, tubing, solder, 3/4" diameter, type L, includes coupling & clevis hanger assembly 10' OC	22-22 11 13 23	L.F.	123.75	12.84	1,589.55
1.16.7.2.	DCW - Pipe, copper, tubing, solder, 1" diameter, type L, includes coupling & clevis hanger assembly 10' OC	22-22 11 13 23	L.F.	111.25	17.73	1,972.49
1.16.7.3.	DHW - Pipe, copper, tubing, solder, 1-1/2" diameter, type L, includes coupling & clevis hanger assembly 10' OC	22-22 11 13 23	L.F.	156.25	25.59	3,997.77
1.16.7.4.	DHR - Pipe, copper, tubing, solder, 1-1/2" diameter, type L, includes coupling & clevis hanger assembly 10' OC	22-22 11 13 23	L.F.	50	25.59	1,279.29
1.16.7.5.	WH-1 - Hydrant, wall type, non-freeze, bronze, exposed, 3/4" I.P.S connection, 4" to 9" thick wall	22-22 11 19 64	Ea.	1	711.71	711.71
1.16.9.	Facility Sanitary Sewerage	22-22 13 00		1	13,156.07	13,156.07
1.16.9.1.	SAN - Pipe, cast iron soil, no hub, 2" diameter, includes couplings 10' OC, clevis hanger assemblies 5' OC	22-22 13 16 20	L.F.	131	30.54	4,000.35
1.16.9.2.	SAN - Pipe, cast iron soil, no hub, 3" diameter, includes couplings 10' OC, clevis hanger assemblies 5' OC	22-22 13 16 20	L.F.	30	38.46	1,153.66
1.16.9.3.	SAN - Pipe, cast iron soil, no hub, 4" diameter, includes couplings 10' OC, clevis hanger assemblies 5' OC	22-22 13 16 20	L.F.	73	37.30	2,723.25
1.16.9.4.	VENT - Pipe, cast iron soil, no hub, 3" diameter, includes couplings 10' OC, clevis hanger assemblies 5' OC	22-22 13 16 20	L.F.	96	38.46	3,691.72
1.16.9.5.	FD-1 - Drain, floor, medium duty, cast iron, deep flange, 7" diameter top, 2" and 3" pipe size	22-22 13 19 13	Ea.	4	396.77	1,587.09
1.16.15.	Electric Domestic Water Heaters	22-22 33 00		1	12,192.37	12,192.37
1.16.15.1.	EWH-1 - Water heater, commercial, electric, 100 Deg. rise, 24 kW, 98 GPH, 208 V, 30 gallon, note: for each size tank a range of heaters between the ones shown are available	22-22 33 33 10	Ea.	1	12,192.37	12,192.37
1.16.18.	Plumbing Fixtures	22-22 40 00		1	36,108.48	36,108.48
1.16.18.1.	WC-1 - Water closet, bowl only, floor mounted, tankless, with floor outlet, 1.28 gpf, includes flush valve and seat	22-22 42 13 13	Ea.	4	951.41	3,805.64
1.16.18.2.	WC-1A - Water closet, bowl only, floor mounted, tankless, with floor outlet, ADA, 1.28 gpf, includes flush valve and seat	22-22 42 13 13	Ea.	2	980.30	1,960.60
1.16.18.3.	Water closet, bowl only, floor mounted, tankless, rough-in, supply, waste and vent	22-22 42 13 13	Ea.	6	876.02	5,256.14
1.16.18.4.	UR-1 - Urinal, wall hung, vitreous china, with self-closing valve, water saving, .5 gpf	22-22 42 13 16	Ea.	2	1,084.40	2,168.80
1.16.18.5.	Urinal, wall hung, rough-in, supply, waste and vent	22-22 42 13 16	Ea.	2	1,281.51	2,563.02
1.16.18.6.	Carriers/supports, urinal, wall mounted, plate type system	22-22 42 39 30	Ea.	2	661.55	1,323.09

Pos	Text	Num	Unit	Quantity	Total UC	Total Cost
1.16.18.7.	FS-1 - Sink, service, floor, porcelain enamel on cast iron, corner, 28" x 28", includes faucet and drain	22-22 42 16 40	Ea.	1	1,704.55	1,704.55
1.16.18.8.	Sink, service, floor, rough-in, supply, waste and vent	22-22 42 16 40	Ea.	1	1,941.21	1,941.21
1.16.18.9.	MS-1 - Sink, service, floor, porcelain enamel on cast iron, corner, 28" x 28", includes faucet and drain	22-22 42 16 40	Ea.	1	1,704.55	1,704.55
1.16.18.10.	Sink, service, floor, rough-in, supply, waste and vent	22-22 42 16 40	Ea.	1	1,941.21	1,941.21
1.16.18.11.	LAV-1 - Lavatory, vanity top, cultured marble, white, single bowl, 19" x 17", includes trim	22-22 41 16 13	Ea.	4	303.92	1,215.67
1.16.18.12.	Lavatory, vanity top, rough-in, supply, waste and vent	22-22 41 16 13	Ea.	4	719.00	2,876.02
1.16.18.13.	SK-1 - Sink, commerical kitchen, counter top style, steel, enameled, with ledge, self rimming, double bowl, 32" x 21", includes faucet and drain	22-22 41 16 16	Ea.	1	6,845.77	6,845.77
1.16.18.14.	Sink, kitchen, counter top style, rough-in, supply, waste and vent	22-22 41 16 16	Ea.	1	802.21	802.21
1.16.24.	Drinking Fountains and Water Coolers	22-22 47 00		1	3,994.22	3,994.22
1.16.24.1.	EWC-1 - Drinking fountain, wall mounted, non-recessed, stainless steel, dual level, ADA compliant, single bubbler, with bottle filler, for connection to cold water supply	22-22 47 13 10	Ea.	1	3,129.68	3,129.68
1.16.24.2.	Drinking fountain, deck mounted, for rough-in, supply and waste, add	22-22 47 13 10	Ea.	1	560.02	560.02
1.16.24.3.	Carriers/supports, drinking fountain, wall mounted, plate type with studs, top back plate	22-22 42 39 30	Ea.	2	152.26	304.52
1.17.	Heating, Ventilating, and Air-Conditioning (HVAC)	22-23 00 00		1	448,132.21	448,132.21
1.17.11.	Hydronic Piping and Pumps	22-23 21 00		1	60,820.00	60,820.00
1.17.11.3.	Hydronic Piping and Accessories		BDSF	12,164	5.00	60,820.00
1.17.16.	HVAC Air Distribution	22-23 30 00		1	106,189.34	106,189.34
1.17.16.2.	HVAC - Air Distribution Devices		BDSF	12,164	1.50	18,246.00
1.17.16.3.	Supply - Metal ductwork, fabricated rectangular, galvanized steel, over 5000 lb., incl fittings, joints, supports & allow for a flexible connections field sketches, excludes as-built drawings and insulation	22-23 31 13 13	Lb.	10,977	5.18	56,812.89
1.17.16.4.	Return - Metal ductwork, fabricated rectangular, galvanized steel, 200 to 500 lb., incl fittings, joints, supports & allow for a flexible connections field sketches, excludes as-built drawings and insulation	22-23 31 13 13	Lb.	632	5.92	3,741.37
1.17.16.5.	Exhaust - Metal ductwork, fabricated rectangular, galvanized steel, 200 to 500 lb., incl fittings, joints, supports & allow for a flexible connections field sketches, excludes as-built drawings and insulation	22-23 31 13 13	Lb.	75	5.92	443.99

Pos	Text	Num	Unit	Quantity	Total UC	Total Cost
1.17.16.6.	Flue - Metal ductwork, fabricated rectangular, galvanized steel, 200 to 500 lb., incl fittings, joints, supports & allow for a flexible connections field sketches, excludes as-built drawings and insulation	22-23 31 13 13	Lb.	50	5.92	295.99
1.17.16.7.	Duct thermal insulation, blanket type, fiberglass, flexible, FSK vapor barrier wrap, .75 lb. density, 2" thick	22-23 07 13 10	S.F.	8,780	3.04	26,649.10
1.17.31.	Heating Boilers	22-23 52 00		1	5,521.46	5,521.46
1.17.31.1.	B-101 - Boiler, gas fired, natural or propane, cast iron, hot water, gross output, 320 MBH, includes standard controls and insulated jacket, packaged	22-23 52 23 20	Ea.	1	5,521.46	5,521.46
1.17.48.	Custom-Packaged Outdoor HVAC Equipment	22-23 75 00		1	226,526.52	226,526.52
1.17.48.1.	AHU-101 - Air conditioner, electric cool, gas heat, 5,000 cfm, 15 ton cooling, 540 MBH heating, includes, standard controls, curb and economizer	22-23 74 33 10	Ea.	1	55,100.96	55,100.96
1.17.48.2.	AHU-102 - Air conditioner, electric cool, gas heat, 11,000 cfm, 35 ton cooling, 540 MBH heating, includes, standard controls, curb and economizer	22-23 74 33 10	Ea.	1	121,223.17	121,223.17
1.17.48.3.	VAV-101-01 - Hot Water VAV Unit	22-23 82 19 10	Ea.	1	4,563.85	4,563.85
1.17.48.4.	VAV-101-02 - Hot Water VAV Unit	22-23 82 19 10	Ea.	1	4,563.85	4,563.85
1.17.48.5.	VAV-101-03 - Hot Water VAV Unit	22-23 82 19 10	Ea.	1	4,563.85	4,563.85
1.17.48.6.	VAV-102-01 - Hot Water VAV Unit	22-23 82 19 10	Ea.	1	4,563.85	4,563.85
1.17.48.7.	VAV-102-02 - Hot Water VAV Unit	22-23 82 19 10	Ea.	1	4,563.85	4,563.85
1.17.48.8.	VAV-102-03 - Hot Water VAV Unit	22-23 82 19 10	Ea.	1	4,563.85	4,563.85
1.17.48.9.	VAV-102-04 - Hot Water VAV Unit	22-23 82 19 10	Ea.	1	4,563.85	4,563.85
1.17.48.10.	VAV-102-05 - Hot Water VAV Unit	22-23 82 19 10	Ea.	1	4,563.85	4,563.85
1.17.48.11.	VAV-102-06 - Hot Water VAV Unit	22-23 82 19 10	Ea.	1	4,563.85	4,563.85
1.17.48.12.	VAV-102-07 - Hot Water VAV Unit	22-23 82 19 10	Ea.	1	4,563.85	4,563.85
1.17.48.13.	VAV-102-08 - Hot Water VAV Unit	22-23 82 19 10	Ea.	1	4,563.85	4,563.85
1.17.54.	Humidity Control Equipment	22-23 84 00		1	49,074.88	49,074.88
1.17.54.1.	H-101 - Humidifier, steam, room or duct, filter, regulators, automatic controls, 220 V, 100 lb./hr., includes filter, regulator and standard controls, excludes blower	22-23 84 13 10	Ea.	1	16,358.29	16,358.29
1.17.54.2.	H-102 - Humidifier, steam, room or duct, filter, regulators, automatic controls, 220 V, 100 lb./hr., includes filter, regulator and standard controls, excludes blower	22-23 84 13 10	Ea.	1	16,358.29	16,358.29
1.17.54.3.	H-103 - Humidifier, steam, room or duct, filter, regulators, automatic controls, 220 V, 100 lb./hr., includes filter, regulator and standard controls, excludes blower	22-23 84 13 10	Ea.	1	16,358.29	16,358.29
1.18.	Integrated Automation	22-25 00 00		1	72,984.00	72,984.00
1.18.24.	Integrated Automation Control of HVAC	22-25 55 00		1	48,656.00	48,656.00
1.18.24.1.	HVAC Controls		BDSF	12,164	4.00	48,656.00
1.18.25.	Integrated Automation Control of Electrical Systems	22-25 56 00		1	24,328.00	24,328.00
1.18.25.1.	Lighting Controls		BDSF	12,164	2.00	24,328.00

Pos	Text	Num	Unit	Quantity	Total UC	Total Cost
1.19.	Electrical	22-26 00 00		1	701,777.77	701,777.77
1.19.2.	Common Work Results for Electrical	22-26 05 00		1	263,449.24	263,449.24
1.19.2.1.	800A Primary Feeder - (3) 4-300KCMIL CU + 1-1/0 AWG CU GND in 3" C		L.F.	250	237.65	59,412.93
1.19.2.2.	XF1 Feeder - (1) 3-4/0 AWG CU + 1-#4 AWG CU GND in 2" C		L.F.	57.5	35.65	2,049.79
1.19.2.3.	XF2 Feeder - (1) 3-4/0 AWG CU + 1-#4 AWG CU GND in 2" C		L.F.	45	35.65	1,604.18
1.19.2.4.	PNL1 Feeder - (2) 4-3/0 AWG CU + 1-1/0 AWG CU GND in 2" C		L.F.	154.5	74.87	11,568.11
1.19.2.5.	PNL2 Feeder - (2) 4-3/0 AWG CU + 1-1/0 AWG CU GND in 2" C		L.F.	98.75	74.87	7,393.86
1.19.2.6.	LP1 Feeder - (1) 4-4/0 AWG CU + 1-#4 AWG CU GND in 2-1/2" C		L.F.	85	48.53	4,125.30
1.19.2.7.	EM LP Feeder - (1) 4-4/0 AWG CU + 1-#4 AWG CU GND in 2-1/2" C		L.F.	97.5	48.53	4,731.96
1.19.2.8.	Lighting Inverter Feeder - (1) 4-#2 AWG CU + 1-#10 AWG CU GND in 1" C		L.F.	43.75	24.69	1,080.21
1.19.2.9.	Branch Wiring - Boxes, Conduit and Wire - Assume 25' per device		L.F.	1,800	23.49	42,283.46
1.19.2.10.	Lighting Feeders - Boxes, Conduit and Wire - Assume 25' Per Fixture		L.F.	5,500	23.49	129,199.46
1.19.14.	Low-Voltage Switchgear	22-26 23 00		1	14,645.94	14,645.94
1.19.14.2.	XF1 - Transformer, dry-type, 3 phase 480 V primary 120/208 V secondary, 112.5 kVA	22-26 22 13 10	Ea.	1	7,322.97	7,322.97
1.19.14.3.	XF1 - Transformer, dry-type, 3 phase 480 V primary 120/208 V secondary, 112.5 kVA	22-26 22 13 10	Ea.	1	7,322.97	7,322.97
1.19.15.	Switchboards and Panelboards	22-26 24 00		1	148,016.23	148,016.23
1.19.15.1.	Switchboards, circuit breaker, mold case, 3 pole, 4 wire, 800 amp	22-26 24 13 10	Ea.	1	15,115.38	15,115.38
1.19.15.2.	Circuit Breaker, high interrupt capacity LSIG, electronic shunt trip, single, 600 V, 200 amp, for feeder section -	22-26 24 13 40	Ea.	1	2,041.60	2,041.60
1.19.15.3.	Circuit Breaker, high interrupt capacity LSIG, electronic shunt trip, single, 600 V, 100 amp, for feeder section	22-26 24 13 40	Ea.	6	1,739.74	10,438.42
1.19.15.4.	Switchboard instruments, ground fault protection, ground return path	22-26 09 13 10	Ea.	1	9,363.19	9,363.19
1.19.15.5.	Switchboard instruments, 3 current transformers, 5 to 800 amp	22-26 09 13 10	Ea.	1	4,505.20	4,505.20
1.19.15.6.	Smart metering, in panel, software package, premium	22-26 09 13 30	Ea.	1	962.06	962.06
1.19.15.7.	Smart metering, in panel, data recorder, 16 meters	22-26 09 13 30	Ea.	1	5,146.14	5,146.14
1.19.15.8.	Smart metering, in panel, three phase, 120/208 volt, 800 amp	22-26 09 13 30	Ea.	6	1,178.46	7,070.73
1.19.15.9.	MSB2 - Switchboards, no main disconnect, 4 wire, 120/208 V, 800 amp, incl CT compartment, excl CT's or PT's	22-26 24 13 10	Ea.	1	50,542.69	50,542.69

Pos	Text	Num	Unit	Quantity	Total UC	Total Cost
1.19.15.10.	PNL1 (2 Sections)- Panelboards, 1 phase 3 wire, main circuit breaker, 120/240 V, 400 amp, 42 circuits, NQOD, incl 20 A 1 pole bolt-on breakers	22-26 24 16 30	Ea.	1	16,976.78	16,976.78
1.19.15.11.	PNL2 (2 Sections)- Panelboards, 1 phase 3 wire, main circuit breaker, 120/240 V, 400 amp, 42 circuits, NQOD, incl 20 A 1 pole bolt-on breakers	22-26 24 16 30	Ea.	1	16,976.78	16,976.78
1.19.15.12.	LP1 - Panelboards, 3 phase 4 wire, main lugs, 120/208 V, 225 amp, 42 circuits, NQOD, incl 20 A 1 pole bolt-on breakers	22-26 24 16 30	Ea.	1	4,438.63	4,438.63
1.19.15.13.	Emergency Lighting Panel - Panelboards, 3 phase 4 wire, main lugs, 120/208 V, 225 amp, 42 circuits, NQOD, incl 20 A 1 pole bolt-on breakers	22-26 24 16 30	Ea.	1	4,438.63	4,438.63
1.19.17.	Power Distribution Units	22-26 26 00		1	27,928.19	27,928.19
1.19.17.1.	6Kva 480/277V 3ph, 4W Lighting Inverter		Ea.	1	27,928.19	27,928.19
1.19.18.	Low-Voltage Distribution Equipment	22-26 27 00		1	6,436.50	6,436.50
1.19.18.2.	Duplex Outlet - grounded, 120v, 15 amp, box and cover		Ea.	45	56.91	2,560.92
1.19.18.3.	Duplex Outlet GFCI - grounded, 120v, 15 amp, box and cover		Ea.	8	72.46	579.66
1.19.18.4.	Duplex Outlet GFCI/WP - grounded, 120v, 15 amp, box and cover		Ea.	6	75.29	451.73
1.19.18.5.	Quadplex Outlet - grounded, 120v, 15 amp, box and cover		Ea.	5	78.82	394.10
1.19.18.6.	Quadplex Floor Outlet - grounded, 120v, 15 amp, box and cover		Ea.	7	337.59	2,363.14
1.19.18.7.	Quadplex Ceiling Outlet - grounded, 120v, 15 amp, box and cover		Ea.	1	86.95	86.95
1.19.27.	Electrical and Cathodic Protection	22-26 40 00		1	12,762.62	12,762.62
1.19.27.1.	Grounding rod, copper clad, 10' long, 3/4" diameter	22-26 05 26 80	Ea.	13	177.45	2,306.90
1.19.27.2.	Test Well w/Grounding rod, copper clad, 10' long, 3/4" diameter	22-26 05 26 80	Ea.	3	379.95	1,139.86
1.19.27.3.	Grounding connection, brazed, 4/0 wire	22-26 05 26 80	Ea.	16	116.05	1,856.79
1.19.27.4.	Ground wire, copper wire, bare stranded, 4/0	22-26 05 26 80	C.L.F.	9.7625	752.41	7,345.44
1.19.27.5.	Ground wire, copper wire, bare stranded, 2/0	22-26 05 26 80	C.L.F.	0.2	568.14	113.63
1.19.28.	Facility Lightning Protection	22-26 41 00		1	12,164.00	12,164.00
1.19.28.1.	Building Lightning System		BDSF	12,164	1.00	12,164.00
1.19.31.	Lighting	22-26 50 00		1	216,375.03	216,375.03
1.19.31.2.	Lo2A - Interior LED fixtures, downlight, recess mounted, 36 watt, 10" diameter, incl lamps, mounting hardware and connections	22-26 51 13 55	Ea.	37	1,117.46	41,345.95
1.19.31.3.	Lo5B - Interior LED fixtures, downlight, recess mounted, 36 watt, 10" diameter, incl lamps, mounting hardware and connections	22-26 51 13 55	Ea.	23	834.50	19,193.46

Pos	Text	Num	Unit	Quantity	Total UC	Total Cost
1.19.31.4.	Lo6A - Interior LED fixtures, downlight, recess mounted, 36 watt, 10" diameter, incl lamps, mounting hardware and connections	22-26 51 13 55	Ea.	37	834.50	30,876.43
1.19.31.5.	Lo5A - Interior LED fixtures, downlight, recess mounted, 36 watt, 10" diameter, incl lamps, mounting hardware and connections	22-26 51 13 55	Ea.	16	834.50	13,351.97
1.19.31.6.	L10A - Interior LED fixtures, downlight, recess mounted, 36 watt, 10" diameter, incl lamps, mounting hardware and connections	22-26 51 13 55	Ea.	9	834.50	7,510.48
1.19.31.7.	TBD - Interior LED fixtures, downlight, recess mounted, 36 watt, 10" diameter, incl lamps, mounting hardware and connections	22-26 51 13 55	Ea.	3	834.50	2,503.49
1.19.31.8.	Lo3A - Interior LED fixtures, strip, surface mounted, 5,000 K, one light bar 4' long, incl lamps, mounting hardware and connections	22-26 51 13 55	Ea.	7	834.50	5,841.49
1.19.31.9.	Lo4A - Interior LED fixtures, strip, surface mounted, 5,000 K, one light bar 4' long, incl lamps, mounting hardware and connections	22-26 51 13 55	Ea.	4	834.50	3,337.99
1.19.31.10.	Lo8A - Interior LED fixtures, strip, surface mounted, 5,000 K, one light bar 4' long, incl lamps, mounting hardware and connections	22-26 51 13 55	Ea.	19	1,117.46	21,231.71
1.19.31.11.	Lo7B - Interior LED fixtures, strip, surface mounted, 5,000 K, one light bar 4' long, incl lamps, mounting hardware and connections	22-26 51 13 55	Ea.	8	693.02	5,544.15
1.19.31.12.	Lo7A - Interior LED fixtures, troffer, recess mounted, 3,200 lumens, 2' x 4', replaces two T8 lamp, incl lamps, mounting hardware and connections	22-26 51 13 55	Ea.	4	721.73	2,886.92
1.19.31.13.	Lo6B - Interior LED fixtures, downlight, recess mounted, 36 watt, 10" diameter, incl lamps, mounting hardware and connections	22-26 51 13 55	Ea.	4	834.50	3,337.99
1.19.31.14.	Lo9A - Exterior LED fixture, wall mounted, outdoor, 110 watt, incl lamps	22-26 56 23 55	Ea.	1	1,672.11	1,672.11
1.19.31.15.	Lo1A - Interior LED fixtures, track, lighthouse, 9 watt	22-26 51 13 55	Ea.	48	226.31	10,862.86
1.19.31.16.	To1A - Interior LED fixtures, track	22-26 51 13 55	L.F.	583	80.41	46,878.04
1.20.	Communications	22-27 00 00		1	82,608.00	82,608.00
1.20.9.	Data Communications	22-27 20 00		1	41,304.00	41,304.00
1.20.9.1.	Telecommunications Systems		BDSF	10,326	4.00	41,304.00
1.20.22.	Audio-Video Systems	22-27 41 00		1	41,304.00	41,304.00
1.20.22.1.	Audio/Visual Systems		BDSF	10,326	4.00	41,304.00
1.21.	Electronic Safety and Security	22-28 00 00		1	219,354.54	219,354.54
1.21.7.	Electronic Surveillance	22-28 20 00		1	154,890.00	154,890.00
1.21.7.1.	Security Systems		BDSF	10,326	15.00	154,890.00
1.21.11.	Fire Detection and Alarm	22-28 31 00		1	64,464.54	64,464.54
1.21.11.2.	Detection system, fire control panel, excluding wires & conduits	22-28 46 20 50	Ea.	1	2,397.60	2,397.60

Pos	Text	Num	Unit	Quantity	Total UC	Total Cost
1.21.11.3.	Detection system, annunciator panel, 16 zone lamp, excluding wires & conduits	22-28 46 20 50	Ea.	2	1,046.88	2,093.76
1.21.11.4.	Detection system, strobe & horn, ADA type, excluding wires & conduits	22-28 46 20 50	Ea.	19	348.27	6,617.04
1.21.11.5.	Detection system, visual alarm, ADA type, excluding wires & conduits	22-28 46 20 50	Ea.	2	258.38	516.77
1.21.11.6.	Detection system, break glass station, excluding wires & conduits	22-28 46 20 50	Ea.	1	154.53	154.53
1.21.11.7.	Detection system, smoke detector, addressable type, excl. wires & conduit	22-28 46 11 27	Ea.	27	423.84	11,443.56
1.21.11.8.	Water FLOW Switch		Ea.	1	129.10	129.10
1.21.11.9.	Supervisory Flow Switch		Ea.	5	129.10	645.51
1.21.11.10.	Sprinkler Flow Switch		Ea.	4	129.10	516.41
1.21.11.11.	Hi\Low Air PPressure Switch		Ea.	3	129.10	387.31
1.21.11.12.	Fire Alarm Feeders - Low Voltage Wiring, boxes and conduit - assume 25' per device		L.F.	1,625	24.35	39,562.97
1.22.	Earthwork	22-31 00 00		1	73,240.95	73,240.95
1.22.12.	Grading	22-31 22 00		1	1,857.49	1,857.49
1.22.12.1.	Rough grading sites, open, 40,100-45,000 S.F., grader	22-31 22 13 20	Ea.	1	1,857.49	1,857.49
1.22.13.	Excavation and Fill	22-31 23 00		1	71,383.47	71,383.47
1.22.13.1.	Excavating, trench or continuous footing, common earth, 1/2 C.Y. excavator, 4' to 6' deep, excludes sheeting or dewatering	22-31 23 16 13	B.C.Y.	285	5.95	1,694.33
1.22.13.2.	Excavating, bulk bank measure, 1-1/2 C.Y. capacity = 125 C.Y./hr, backhoe, hydraulic, crawler mounted, excluding truck loading	22-31 23 16 42	B.C.Y.	1,230	1.78	2,190.14
1.22.13.3.	Cycle hauling(wait, load, travel, unload or dump & return) time per cycle, excavated or borrow, loose cubic yards, 10 min wait/load/unload, 8 C.Y. truck, cycle 6 miles, 15 MPH, excludes loading equipment	22-31 23 23 20	L.C.Y.	1,353	16.66	22,544.63
1.22.13.4.	Aggregate for earthwork, select structural fill, spread with 200 HP dozer, includes load at pit and haul, 2 miles round trip, excludes compaction	22-31 05 16 10	L.C.Y.	1,353	33.23	44,954.37
1.23.	Exterior Improvements	22-32 00 00		1	385,181.28	385,181.28
1.23.5.	Base Courses	22-32 11 00		1	12,404.61	12,404.61
1.23.5.1.	Base course drainage layers, aggregate base course for roadways and large paved areas, stone base, compacted, 3/4" stone base, to 6" deep	22-32 11 23 23	S.Y.	742	16.72	12,404.61
1.23.6.	Flexible Paving	22-32 12 00		1	49,112.14	49,112.14
1.23.6.1.	Plant-mix asphalt paving, for highways and large paved areas, binder course, 2" thick	22-32 12 16 13	S.Y.	742	29.95	22,225.72
1.23.6.2.	Plant-mix asphalt paving, for highways and large paved areas, wearing course, 1" thick	22-32 12 16 13	S.Y.	742	15.15	11,241.37
1.23.6.3.	HMAC - Cycle hauling(wait, load, travel, unload or dump & return)	22-31 23 23 20	ton	123	127.20	15,645.05

Pos	Text	Num	Unit	Quantity	Total UC	Total Cost
1.23.10.	Curbs, Gutters, Sidewalks, and Driveways	22-32 16 00		1	29,694.66	29,694.66
1.23.10.1.	Cast-in place concrete curbs & gutters, straight, machine formed, 6" high curb, 6" thick gutter, 24" wide, includes concrete	22-32 16 13 13	L.F.	569	21.77	12,386.22
1.23.10.2.	Sidewalks, driveways, and patios, sidewalk, concrete, cast-in-place with 6 x 6 - W1.4 x W1.4 mesh, sandblast finish, 3,000 psi, 4" thick, excludes base	22-32 06 10 10	S.F.	2,308	6.02	13,897.33
1.23.10.3.	Sidewalks, driveways, and patios, sidewalks, concrete, excludes base, for 4" thick bank run gravel base, add	22-32 06 10 10	S.F.	2,308	1.48	3,411.11
1.23.11.	Paving Specialties	22-32 17 00		1	12,329.28	12,329.28
1.23.11.1.	Metal parking bumpers, pipe bollards, concrete filled/painted, 8' L x 4' D hole, 6" diam.	22-32 17 13 13	Ea.	9	1,369.92	12,329.28
1.23.22.	Irrigation	22-32 80 00		1	88,232.51	88,232.51
1.23.22.1.	Underground sprinklers irrigation system, for lawns, quick coupling valves, brass, locking cover, inlet coupling valve, 1", excludes piping, excavation and backfill	22-32 84 23 10	Ea.	6	179.23	1,075.40
1.23.22.2.	Underground sprinklers irrigation system, for large areas, premium, pop-up rotate, 50' - 100' radius	22-32 84 23 10	Ea.	270	200.75	54,202.60
1.23.22.3.	Main Line-Pipe, plastic, PVC, 2" diameter, schedule 40, includes couplings 10' OC	22-22 11 13 74	L.F.	787	29.77	23,427.49
1.23.22.4.	Underground sprinklers irrigation system, for lawns, pop-up bubbler head w/risers, hi-pop head, 4", includes mechanical joints, excludes piping, excavation and backfill	22-32 84 23 10	Ea.	22	35.95	790.95
1.23.22.5.	Piping from Main line to sprinkler heads/bubblers	22-22 11 13 74	L.F.	1,460	2.44	3,561.82
1.23.22.6.	Underground sprinklers irrigation system, for lawns, electromechanical control, dual programs, 18 station, excludes piping, excavation and backfill	22-32 84 23 10	Ea.	1	3,812.29	3,812.29
1.23.22.7.	Valves, gate, 2"	22-22 05 23 20	Ea.	2	229.94	459.88
1.23.22.8.	Underground sprinklers irrigation system, for lawns, backflow preventer, bronze, with valves, test cocks, 0-175 psi, 1-1/2"	22-32 84 23 10	Ea.	1	502.08	502.08
1.23.22.9.	1 1/2" Weathermatic SLFA-T15-Max Master Valve/Flow Sensor Assembly		Ea.	1	400.00	400.00
1.23.27.	Planting Preparation	22-32 91 00		1	30,783.08	30,783.08
1.23.27.1.	Planting beds preparation, excavate planting pit, heavy soil or clay, 1/2 C.Y. backhoe	22-32 91 13 26	C.Y.	391	8.67	3,391.42
1.23.27.2.	Planting beds preparation, mix planting soil, skid steer loader, includes compost	22-32 91 13 26	C.Y.	391	70.06	27,391.66
1.23.29.	Plants	22-32 93 00		1	162,625.00	162,625.00
1.23.29.1.	Large Shade Tree - 4-5" Caliper		Ea.	10	2,000.00	20,000.00
1.23.29.2.	Ornamental Tree - 3-4" Caliper		Ea.	14	1,000.00	14,000.00
1.23.29.3.	Ornamental Tree - 2" Caliper		Ea.	36	750.00	27,000.00
1.23.29.5.	Blue Gamma Grass Seed		S.F.	7,452	1.25	9,315.00

Pos	Text	Num	Unit	Quantity	Total UC	Total Cost
1.23.29.6.	Shrub 10 Gal		Ea.	145	150.00	21,750.00
1.23.29.7.	Shrub 5 Gal		Ea.	22	40.00	880.00
1.23.29.8.	Blue Gramma Grass, 2 Gal 2' OC, 4 S.F./Ea		S.F.	4,721	8.00	37,768.00
1.23.29.9.	Purple Threawn, 2 Gal 2' OC, 4 S.F./Ea		S.F.	3,989	8.00	31,912.00
1.24.	Utilities	22-33 00 00		1	182,181.17	182,181.17
1.24.2.	Common Work Results for Utilities	22-33 05 00		1	75,500.00	75,500.00
1.24.2.1.	Demo Light		Ea.	1	500.00	500.00
1.24.2.2.	Abandon Sanitary Sewer		Allo	1	2,500.00	2,500.00
1.24.2.3.	Abandon Water Line		Allo	1	2,500.00	2,500.00
1.24.2.4.	Abandon and Relocate Underground Electrical		Allo	1	55,000.00	55,000.00
1.24.2.5.	Abandon and Relocate Underground Telephone		Allo	1	10,000.00	10,000.00
1.24.2.6.	Abandon Irrigation/Valve		Allo	1	5,000.00	5,000.00
1.24.6.	Water Utility Distribution Piping	22-33 11 00		1	38,226.30	38,226.30
1.24.6.1.	Water Distribution Supply-4" PVC		L.F.	9.5	50.00	475.00
1.24.6.2.	Fire Main Distribution Supply-8"-6" C-900 PVC		L.F.	261	75.00	19,575.00
1.24.6.3.	Water utility distribution fire hydrant, two way, 3'-0" depth, 4-1/2" valve, includes mechanical joints, excludes excavation and backfill	22-33 14 19 30	Ea.	2	7,126.18	14,252.37
1.24.6.4.	Pipe, plastic, PVC, 4" diameter, DWV, schedule 40, includes couplings 10' OC, and hangers 3 per 10'	22-22 11 13 74	L.F.	1	23.94	23.94
1.24.6.5.	8" Gate Valve		Ea.	1	1,500.00	1,500.00
1.24.6.6.	6" Gate Valve		Ea.	2	1,200.00	2,400.00
1.24.19.	Sanitary Utility Sewerage Piping	22-33 31 00		1	18,600.86	18,600.86
1.24.19.1.	Sanitary Sewer Piping-6" PVC		L.F.	237.85	45.00	10,703.25
1.24.19.2.	San Sewer Manhole-4' Dia x 5' Deep		Ea.	1	7,500.00	7,500.00
1.24.19.3.	Cleanout tee, plastic plug, PVC, 6" pipe size, type DWV, excludes tee	22-22 05 76 20	Ea.	3	132.54	397.61
1.24.25.	Storm Drainage Utilities	22-33 40 00		1	49,854.01	49,854.01
1.24.25.1.	36" Steel Sleeve Under Building Connector Link		L.F.	45	25.00	1,125.00
1.24.25.2.	Heavy Duty Trench Drain-Drain, trench, polyester polymer for cement concrete encasement, 12" internal width, with heavy duty galvanized grate, not including trenching or concrete	22-22 14 26 19	L.F.	21	195.97	4,115.42
1.24.25.3.	Public storm utility drainage piping, HDPE, 24" diameter	22-33 42 11 60	L.F.	278	96.79	26,906.22
1.24.25.4.	Public storm utility drainage piping, HDPE, 12" diameter	22-33 42 11 60	L.F.	214	52.22	11,174.14
1.24.25.5.	Public storm utility drainage piping, HDPE, 6" diameter	22-33 42 11 60	L.F.	15	52.22	783.23
1.24.25.6.	2'x2' Grate Inlet		Ea.	1	1,000.00	1,000.00
1.24.25.7.	3'x3' Grate Inlet		Ea.	1	1,250.00	1,250.00
1.24.25.8.	4'x4' Grate Inlet		Ea.	1	1,500.00	1,500.00
1.24.25.9.	10' Curb Inlet		Ea.	1	2,000.00	2,000.00
1.25.	Contractor Markups			1	2,326,100.91	2,326,100.91

Pos	Text	Num	Unit	Quantity	Total UC	Total Cost
1.25.2.	Design Contingency		PCT	0.05	5,643,001.21	282,150.06
1.25.3.	General Conditions		PCT	0.15	5,925,151.27	888,772.69
1.25.4.	Overhead		PCT	0.05	6,813,923.96	340,696.20
1.25.5.	Profit		PCT	0.05	7,154,620.16	357,731.01
1.25.6.	Bonds and Insurance		PCT	0.02	7,512,351.17	150,247.02
1.25.7.	Escalation (1 Year at 4%)		PCT	0.04	7,662,598.19	306,503.93

Estimate for Sul Ross State University - MOBB Expansion - Alternates

Pos	Text	Num	Unit	Quantity	Total UC	Total Cost
	Sul Ross State University - MOBB Expansion - Alternates					445,099.35
1.	Civil Alternate 1 - Parking Lot	1				417,718.02
1.1.	Existing Conditions	22-02 00 00		1	48,160.77	48,160.77
1.1.14.	Demolition	22-02 41 00		1	48,160.77	48,160.77
1.1.14.1.	Demolish, remove pavement & curb, remove bituminous pavement, up to, 3" thick, excludes hauling and disposal fees	22-02 41 13 17	S.Y.	2,568	8.90	22,856.74
1.1.14.2.	Cycle hauling(wait, load, travel, unload or dump & return) time per cycle, excavated or borrow, loose cubic yards, 10 min wait/load/unload, 8 C.Y. truck, cycle 8 miles, 15 MPH, excludes loading equipment	22-31 23 23 20	L.C.Y.	984	23.48	23,104.02
1.1.14.3.	Protect and Save Retaining Wall, Stairs, Sidewalk and Storm Piping		L.S.	1	2,000.00	2,000.00
1.1.14.4.	Demo Basketball Hoop		Ea.	1	200.00	200.00
1.2.	Electrical	22-26 00 00		1	35,000.00	35,000.00
1.2.1.	Exterior Lighting	22-26 56 00		1	35,000.00	35,000.00
1.2.1.1.	Site Lighting		Allo	1	35,000.00	35,000.00
1.3.	Earthwork	22-31 00 00		1	7,097.70	7,097.70
1.3.1.	Excavation and Fill	22-31 23 00		1	7,097.70	7,097.70
1.3.1.1.	Excavating, bulk, dozer, open site, bank measure, clay, 80 HP dozer, 150' haul	22-31 23 16 46	B.C.Y.	284	8.33	2,365.49
1.3.1.2.	Cycle hauling(wait, load, travel, unload or dump & return) time per cycle, excavated or borrow, loose cubic yards, 10 min wait/load/unload, 8 C.Y. truck, cycle 6 miles, 15 MPH, excludes loading equipment	22-31 23 23 20	L.C.Y.	284	16.66	4,732.21
1.4.	Exterior Improvements	22-32 00 00		1	205,531.86	205,531.86
1.4.5.	Base Courses	22-32 11 00		1	16,462.85	16,462.85
1.4.5.1.	Base course drainage layers, aggregate base course for roadways and large paved areas, stone base, compacted, 3/4" stone base, to 6" deep	22-32 11 23 23	S.Y.	1,313	12.54	16,462.85
1.4.6.	Flexible Paving	22-32 12 00		1	75,970.77	75,970.77
1.4.6.1.	Plant-mix asphalt paving, for highways and large paved areas, binder course, 2" thick	22-32 12 16 13	S.Y.	1,157	29.95	34,656.55
1.4.6.2.	Plant-mix asphalt paving, for highways and large paved areas, wearing course, 1" thick	22-32 12 16 13	S.Y.	1,157	15.15	17,528.67
1.4.6.3.	HMAC - Cycle hauling(wait, load, travel, unload or dump & return)	22-31 23 23 20	ton	187	127.20	23,785.56
1.4.10.	Curbs, Gutters, Sidewalks, and Driveways	22-32 16 00		1	23,205.03	23,205.03

Pos	Text	Num	Unit	Quantity	Total UC	Total Cost
1.4.10.1.	Cast-in place concrete curbs & gutters, straight, machine formed, 6" high curb, 6" thick gutter, 24" wide, includes concrete	22-32 16 13 13	L.F.	583	21.77	12,690.98
1.4.10.2.	Sidewalks, driveways, and patios, sidewalk, concrete, cast-in-place with 6 x 6 - W1.4 x W1.4 mesh, broomed finish, 3,000 psi, 4" thick, excludes base	22-32 06 10 10	S.F.	1,402	6.02	8,441.97
1.4.10.3.	Sidewalks, driveways, and patios, sidewalks, concrete, excludes base, for 4" thick bank run gravel base, add	22-32 06 10 10	S.F.	1,402	1.48	2,072.09
1.4.11.	Paving Specialties	22-32 17 00		1	5,680.68	5,680.68
1.4.11.1.	Precast concrete parking bumpers, wheel stops, precast concrete, 8" x 13" x 6' - 0", includes 2 dowels per each	22-32 17 13 19	Ea.	25	101.28	2,531.89
1.4.11.2.	Pavement markings, parking stall, paint, white, small quantities, 4" wide	22-32 17 23 14	Stall	25	42.89	1,072.25
1.4.11.3.	Signs, stock signs, high intensity, 24" x 24", excludes posts	22-10 14 53 20	Ea.	7	193.75	1,356.23
1.4.11.4.	Signs, 10'-0", add to above for steel posts, galvanized, upright, bolted	22-10 14 53 20	Ea.	7	102.90	720.31
1.4.22.	Irrigation	22-32 80 00		1	50,556.47	50,556.47
1.4.22.1.	Underground sprinklers irrigation system, for lawns, quick coupling valves, brass, locking cover, inlet coupling valve, 1", excludes piping, excavation and backfill	22-32 84 23 10	Ea.	3	179.23	537.70
1.4.22.2.	Underground sprinklers irrigation system, for large areas, premium, pop-up rotate, 50' - 100' radius	22-32 84 23 10	Ea.	147	200.75	29,510.31
1.4.22.3.	Main Line-Pipe, plastic, PVC, 2" diameter, schedule 40, includes couplings 10' OC	22-22 11 13 74	L.F.	619	29.77	18,426.45
1.4.22.4.	Underground sprinklers irrigation system, for lawns, pop-up bubbler head w/risers, hi-pop head, 4", includes mechanical joints, excludes piping, excavation and backfill	22-32 84 23 10	Ea.	6	35.95	215.71
1.4.22.5.	Piping from Main line to sprinkler heads/bubblers	22-22 11 13 74	L.F.	765	2.44	1,866.29
1.4.27.	Planting Preparation	22-32 91 00		1	14,879.80	14,879.80
1.4.27.1.	Planting beds preparation, excavate planting pit, heavy soil or clay, 1/2 C.Y. backhoe	22-32 91 13 26	C.Y.	189	8.67	1,639.33
1.4.27.2.	Planting beds preparation, mix planting soil, skid steer loader, includes compost	22-32 91 13 26	C.Y.	189	70.06	13,240.47
1.4.29.	Plants	22-32 93 00		1	18,776.25	18,776.25
1.4.29.1.	Large Shade Tree - 3-4" Caliper		Ea.	6	1,000.00	6,000.00
1.4.29.2.	Blue Gramma Grass Seed		S.F.	10,221	1.25	12,776.25
1.5.	Contractor Markups			1	121,927.70	121,927.70
1.5.2.	Design Contingency		PCT	0.05	295,790.32	14,789.52
1.5.3.	General Conditions		PCT	0.15	310,579.84	46,586.98
1.5.4.	Overhead		PCT	0.05	357,166.81	17,858.34
1.5.5.	Profit		PCT	0.05	375,025.15	18,751.26
1.5.6.	Bonds and Insurance		PCT	0.02	393,776.41	7,875.53
1.5.7.	Escalation (1 Year at 4%)		PCT	0.04	401,651.94	16,066.08

Pos	Text	Num	Unit	Quantity	Total UC	Total Cost
2.	Electrical Alternate 1 - Lightning Protection Existing Building	2				27,381.34
2.1.	Electrical	22-26 00 00		1	17,703.00	17,703.00
2.1.1.	Facility Lightning Protection	22-26 41 00		1	17,703.00	17,703.00
2.1.1.1.	Existing Building Lightning System		BDSF	17,703	1.00	17,703.00
2.2.	Contractor Markups			1	9,678.34	9,678.34
2.2.2.	Design Contingency		PCT	0.15	17,703.00	2,655.45
2.2.3.	General Conditions		PCT	0.15	20,358.45	3,053.77
2.2.4.	Overhead		PCT	0.05	23,412.22	1,170.61
2.2.5.	Profit		PCT	0.05	24,582.83	1,229.14
2.2.6.	Bonds and Insurance		PCT	0.02	25,811.97	516.24
2.2.7.	Escalation (1 Year at 4%)		PCT	0.04	26,328.21	1,053.13



TAB 6

Total Project Cost (TPC)

Total Project Budget:

Construction Cost Limitation (CCL):	\$8,000,000.00
Owner’s Construction Contingency:	\$560,000.00
Architect/Engineer Fees:	\$1,035,000.00
Furnishings and Equipment:	\$100,000.00
Owner Contracted Services / Other Work:	\$80,000.00
Owner Provided Services / Miscellaneous:	\$40,000.00
Project Contingency:	\$525,000.00
Project Management Administrative Fees:	\$0.00
Landscape Enhancement:	\$80,000.00
Public Art:	\$80,000.00
Estimated Total Project Cost:	\$10,500,000.00



TAB 7

Cost Comparison

Cost Comparison:

No similar projects of type and size in the region have been identified to support a cost comparison for this project. As such, to provide a comparison, an additional cost estimate has been provided using average construction cost data available through RSMeans which is an industry standard building construction cost data provider.

In the enclosed RSMeans Comparable Estimate more than 85% cost data is directly from RSMeans data utilizing the RSMeans location adjustment to the nearest applicable location of Del Rio, Texas. Where RSMeans data was not available for a component of the estimate then cost data from the detailed cost estimate for this project was used for that component.

Although this RSMeans Comparable Estimate is not as accurate as the detailed cost estimate provided in Tab 5 it does provide a cross reference that shows only a 1.7% variance from the detailed cost estimate.

Summary of Sul Ross State University Museum of the Big Bend - Expansion RS Means Comparable

Num	Text	Total CP
Main headings:		
22-01 00 00	General Requirements	144,787.50
22-02 00 00	Existing Conditions	12,863.43
22-03 00 00	Concrete	193,451.62
22-05 00 00	Metals	327,614.16
22-06 00 00	Wood, Plastics, and Composites	26,820.03
22-07 00 00	Thermal and Moisture Protection	479,831.97
22-08 00 00	Openings	385,817.73
22-09 00 00	Finishes	318,817.73
22-10 00 00	Specialties	42,563.57
22-11 00 00	Equipment	11,860.45
22-12 00 00	Furnishings	152,613.44
22-21 00 00	Fire Suppression	184,777.50
22-22 00 00	Plumbing	58,637.79
22-23 00 00	Heating, Ventilating, and Air-Conditioning (HVAC)	313,450.00
22-25 00 00	Integrated Automation	72,984.00
22-26 00 00	Electrical	480,465.40
22-27 00 00	Communications	97,312.00
22-28 00 00	Electronic Safety and Security	1,872,834.04
22-31 00 00	Earthwork	70,783.13
22-32 00 00	Exterior Improvements	325,579.52
22-33 00 00	Utilities	162,508.91
Supplement:		
	Design Contingency (5.00% af 5,736,375.00)	286,818.75
	General Conditions (15.00% af 6,023,193.75)	903,479.06
	Overhead (5.00% af 6,926,672.81)	346,333.64
	Profit (5.00% af 7,273,006.45)	363,650.32
	Bonds & Insurance (2.00% af 7,636,656.78)	152,733.14
	Escalation (4.00% af 7,789,389.91)	311,575.60
Total amount		8,100,964.41

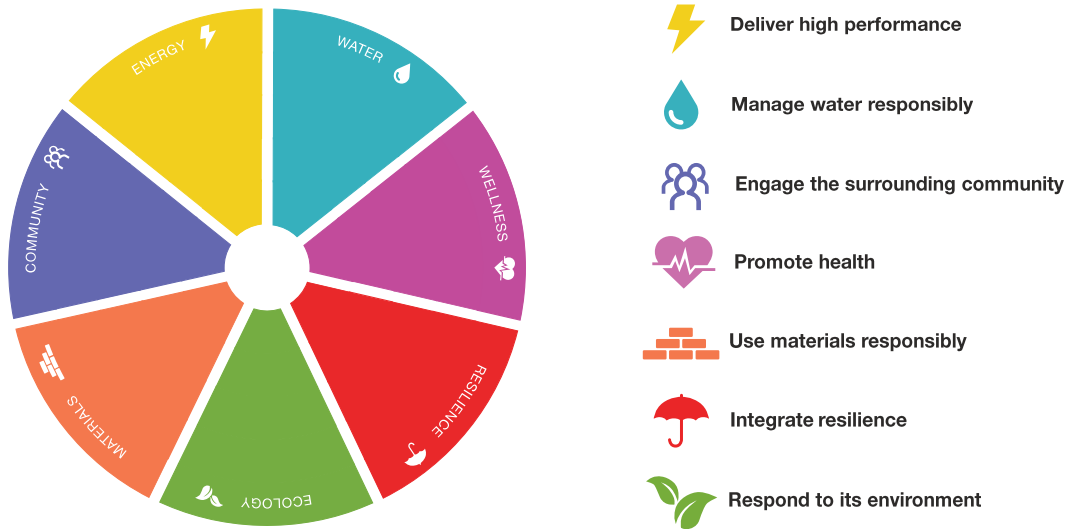


TAB 8

Environmental Impact

Environmental Impact

As with every Page project, The Museum of the Big Bend Expansion project has been designed to be environmentally sensitive through the study of the design related to Energy, Water, Community, Wellness, Materials, Resilience, and Ecology.



It was determined by the project stakeholders that this project would not attain certification from the US Green Building Council (LEED) or any other sustainable organizations. However, the design of this project has been developed to provide sustainability characteristics similar to that of a LEED Certified project by employing the sustainable design measures as listed below.

High Performance Building:

- Site-adapted & submerged architecture
- Low window-to-wall ratio provides strategic views, and reduces glare and heat gain on the facade
- High-performance envelope – high R-value walls and high-performance fenestration
- Efficient mechanical system
- LED lighting

Manage Water Responsibly:

- Low flow fixtures
- Managing water towards rainwater gardens & vegetated filter strips

Engage the Surrounding Community:

- Robust community engagement process
- Shared community spaces – open space & access to nature
- Connection to campus
- Expansive mountain views connect to location
- Responds to, but does not replicate the existing Museum building

Promote Health:

- Shaded exterior space / access to nature
- Light scoops for natural light
- Sun studies for art protection & glare reduction
- Indoor environment – low emitting materials and reduced toxicity

Use Materials Responsibly:

- Extending life of existing structure with complimentary structure
- Materials connected to site
- Simple/raw materials that are lower in maintenance

Integrate Resilience:

- Native landscape / climate-tolerant
- Stormwater redirection to landscape
- Flexible space

Respond to its Environment:

- Mimicking site topography
- Landscape restoration w / native plantings
- Dark-sky compliant exterior lighting



**DESIGN DEVELOPMENT
SUBMITTAL**

For The
**INFRASTRUCTURE RESEARCH LABORATORY
at STAR PARK CAMPUS**

at
TEXAS STATE UNIVERSITY
A MEMBER OF THE TEXAS STATE UNIVERSITY SYSTEM

November 19, 2020

Alamo
ARCHITECTS

DESIGN DEVELOPMENT SUBMITTAL
FOR THE
INFRASTRUCTURE RESEARCH LABORATORY
TEXAS STATE UNIVERSITY

THE TEXAS STATE UNIVERSITY SYSTEM BOARD OF REGENTS

WILLIAM F. SCOTT, CHAIRMAN.....NEDERLAND
 DAVID MONTAGNE, VICE CHAIRMAN.....BEAUMONT
 CHARLIE AMATO, REGENT.....SAN ANTONIO
 DUKE AUSTIN, REGENT.....HOUSTON
 GARRY CRAIN, REGENT.....THE HILLS
 Dr. VERONICA MUZQUIZ EDWARDS, REGENT.....SAN ANTONIO
 DIONICIO (DON) FLORES, REGENT.....EL PASO
 NICKI HARLE, REGENT.....BAIRD
 ALAN L. TINSLEY, REGENT.....MADISONVILLE
 AMANDA LEE, STUDENT REGENT.....HUNTSVILLE

THE TEXAS STATE UNIVERSITY SYSTEM ADMINISTRATION

BRIAN McCALL, Ph.D.....CHANCELLOR
 DANIEL HARPER.....VICE CHANCELLOR and CHIEF FINANCIAL OFFICER
 PETER MAASS, RA, NCARB, CTCM.....DIRECTOR OF CAPITAL PROJECTS ADMINISTRATION

TEXAS STATE UNIVERSITY ADMINISTRATION

DENISE M. TRAUTH.....PRESIDENT
 ERIC ALGOE.....VICE PRESIDENT FINANCE AND SUPPORT SERVICES
 NANCY NUSBAUM.....ASSOCIATE VICE PRESIDENT, FINANCE AND SUPPORT SERVICE PLANNING
 THOMAS SHEWAN.....ASSOCIATE VICE PRESIDENT, FACILITIES



TEXAS STATE UNIVERSITY FACILITIES PLANNING DESIGN & CONSTRUCTION

LARRY MILLER.....INTERIM DIRECTOR
SCOTT ROUSE, RACONSTRUCTION PROJECT MANAGER
WILLIAM B. DONOVAN, RA.....CONSTRUCTION MANAGER

DESIGN TEAM

ARCHITECT

ALAMO ARCHITECTS
1512 SOUTH FLORES
SAN ANTONIO, TEXAS 78204

MICHAEL LANFORD AIA - EXECUTIVE PRINCIPAL
ARIEL CHAVELA, RA - PRINCIPAL IN CHARGE
CHRISTOPHER AHUMADA, RA - PROJECT MANAGER

CIVIL ENGINEER

KIMLEY-HORN
2800 SOUTH TEXAS AVENUE
BRYAN, TEXAS 77802

TYLER LEWIS, P.E. - PROJECT MANAGER
CHRIS HARRIS, P.E. - QUALITY CONTROL

STRUCTURAL ENGINEER

INTELLIGENT ENGINEERING SERVICES
1045 CENTRAL PARKWAY NORTH,
SUITE 200
SAN ANTONIO, TEXAS 78232
210.349.9098

JUSTICE EDGE, P.E. - PROJECT MANAGER



MEP ENGINEER

GONZALEZ SHAH SMITH
1946 SOUTH I-35
SUITE 302
AUSTIN, TEXAS 78704
512.610.1132

INTI GONZALEZ, P.E. – MECHANICAL ENGINEER
DOUG BELISLE, P.E. – ELECTRICAL ENGINEER

LANDSCAPE ARCHITECT

COLEMAN & ASSOCIATES
9890 SILVER MOUNTAIN DR.
AUSTIN, TEXAS 78737
210.492.4550

JAN GILES, PLA – PARTNER

INFORMATION TECHNOLOGY/AV/SECURITY

DATACOM DESIGN GROUP LLC
7600 BURNET RD.
SUITE 350
AUSTIN, TEXAS 78757
512.478.6001

JOHN ROB HICKS, RCDD – PRESIDENT

COST ESTIMATING

VERMEULENS
700 N. ST. MARY'S STREET
SUITE 1400
SAN ANTONIO, TEXAS
210.741.7812

BLAIR TENNANT – ASSOCIATE PRINCIPAL

TABLE OF CONTENTS

RENDERINGS AND ELEVATIONS TAB 01

SITE PLANS AND FLOOR PLAN TAB 02

ENLARGED FLOOR PLANS TAB 03

BUILDING SYSTEM NARRATIVES TAB 04

- ARCHITECTURAL NARRATIVE
- CIVIL NARRATIVE
- STRUCTURAL NARRATIVE
- MECHANICAL NARRATIVE
- PLUMBING NARRATIVE
- ELECTRICAL NARRATIVE
- LANDSCAPE NARRATIVE
- INFORMATION TECHNOLOGY/AV/SECURITY NARRATIVE

COST ESTIMATE TAB 05

TOTAL PROJECT COST TAB 06

COST COMPARISON TO SIMILAR PROJECTS TAB 07

ENVIRONMENTAL IMPACT TAB 08

TAB 01

RENDERINGS AND ELEVATIONS



The rising STAR of Texas

Alamo
ARCHITECTS



Alamo

TSUS Board of Regents Quarterly Meeting
December 7, 2020 (Postponed from Nov. 19, 2020)

TEXAS
STATE
UNIVERSITY
The rising STAR of Texas

INFRASTRUCTURE RESEARCH LABORATORY

at STAR PARK CAMPUS

November 19, 2020

523

Building Entry

Northeast Side





INFRASTRUCTURE RESEARCH LABORATORY

at STAR PARK CAMPUS

November 19, 2020

Building Entry

East Side



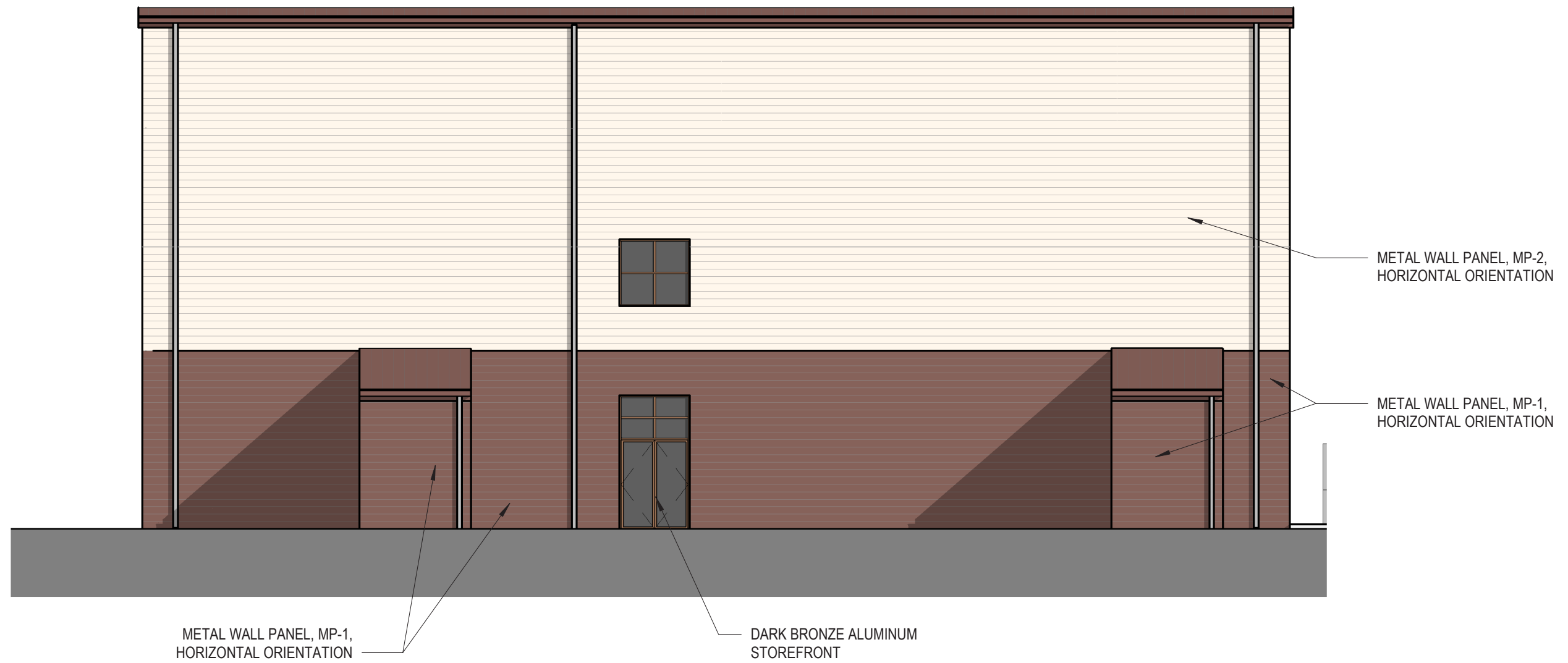
INFRASTRUCTURE RESEARCH LABORATORY

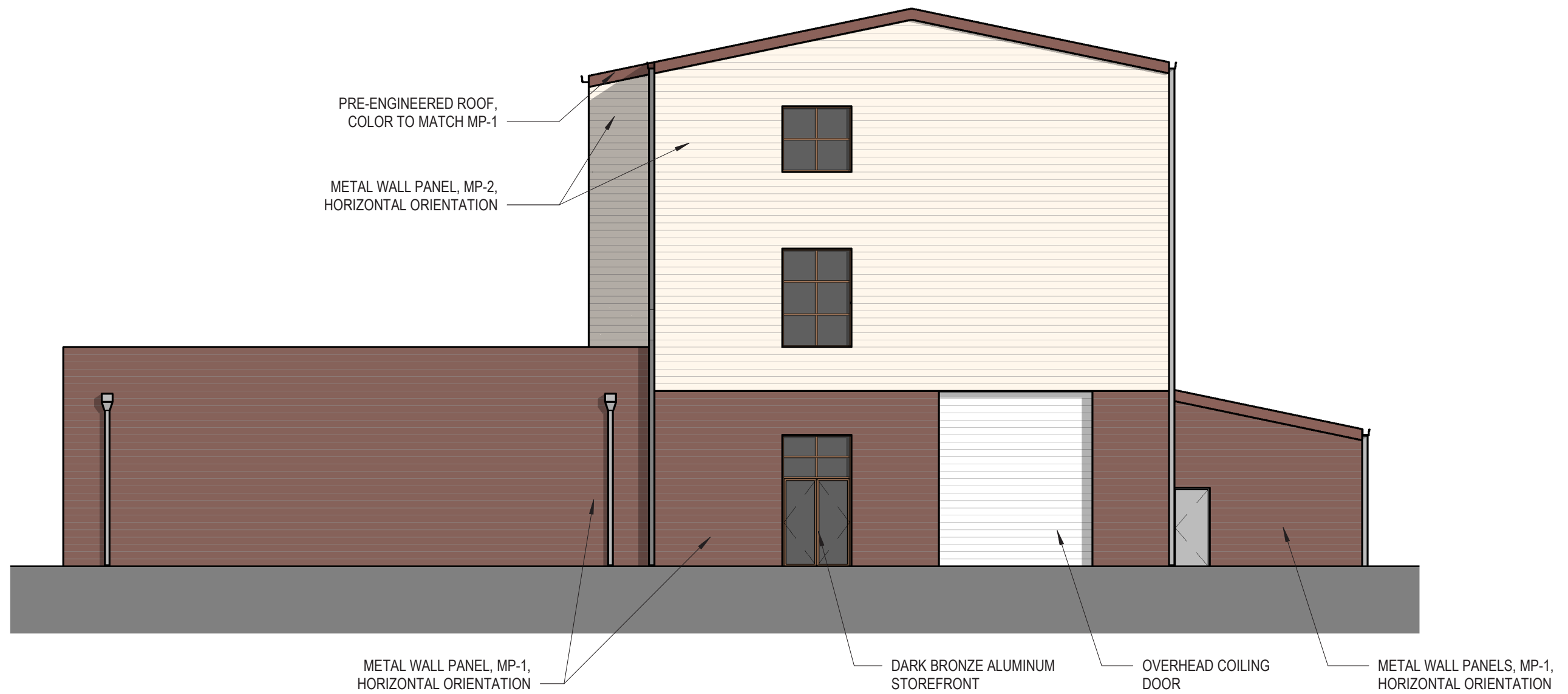
at STAR PARK CAMPUS


November 19, 2020

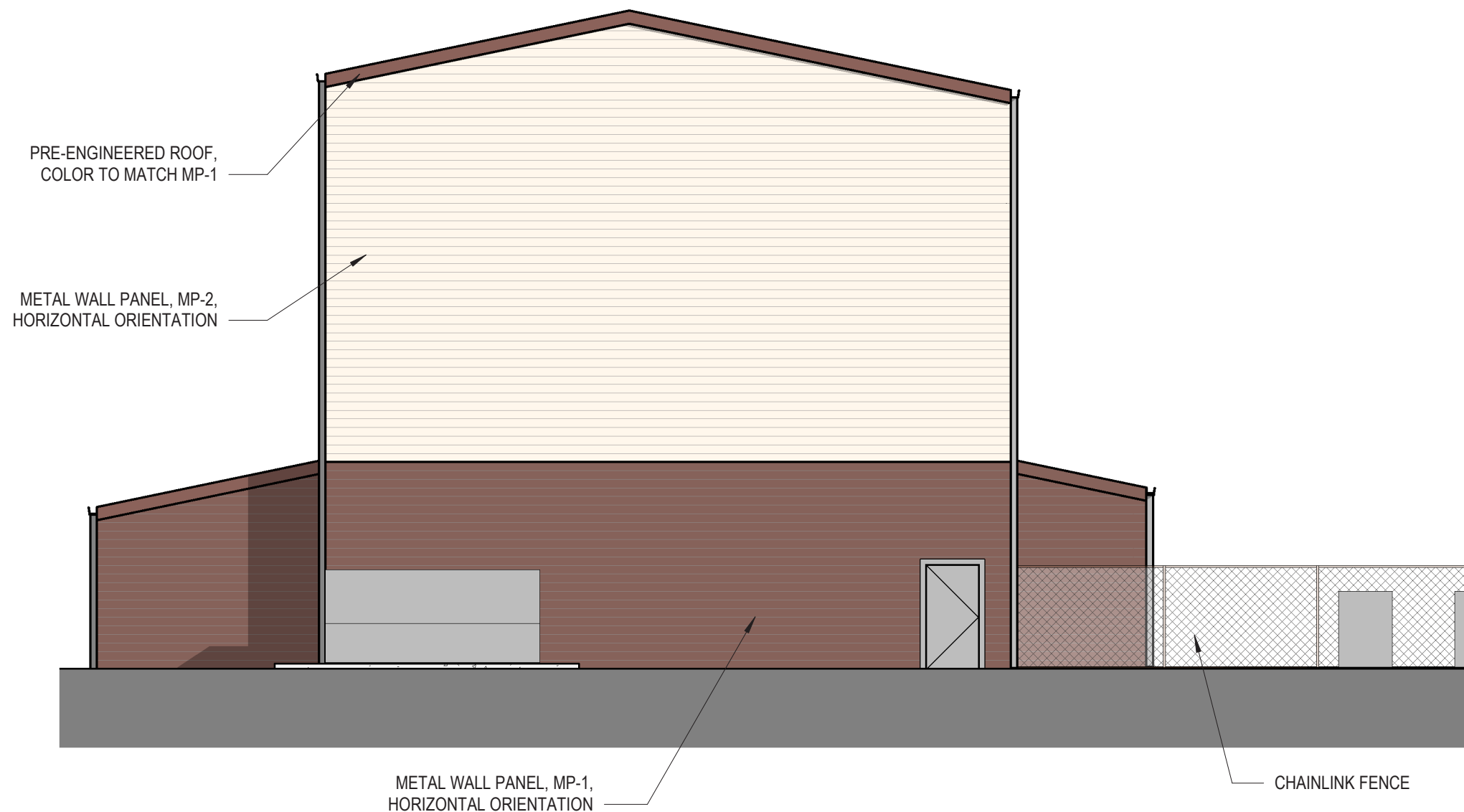
Building Isometric

Southeast Side










TAB 02

SITE PLANS AND FLOOR PLAN



The rising STAR of Texas

Alamo
ARCHITECTS

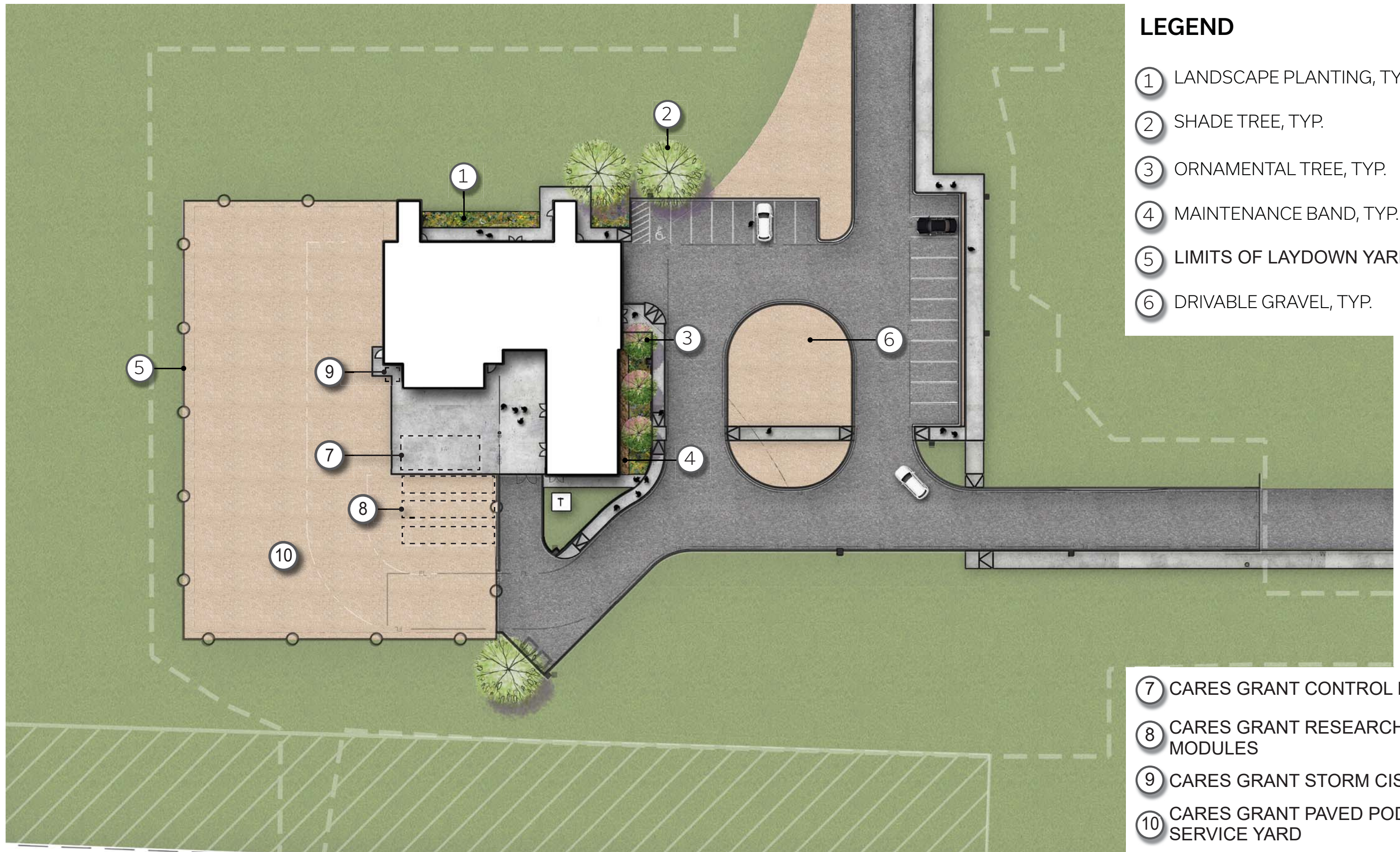


LEGEND

- PROPERTY LINE
- IRL BUILDING
- IRL PAVEMENT EXTENTS
- CONC. SIDEWALK EXTENTS
- STAR PARK CAMPUS IMPROVEMENTS
- CARES GRANT IMPROVEMENTS

KEY NOTES

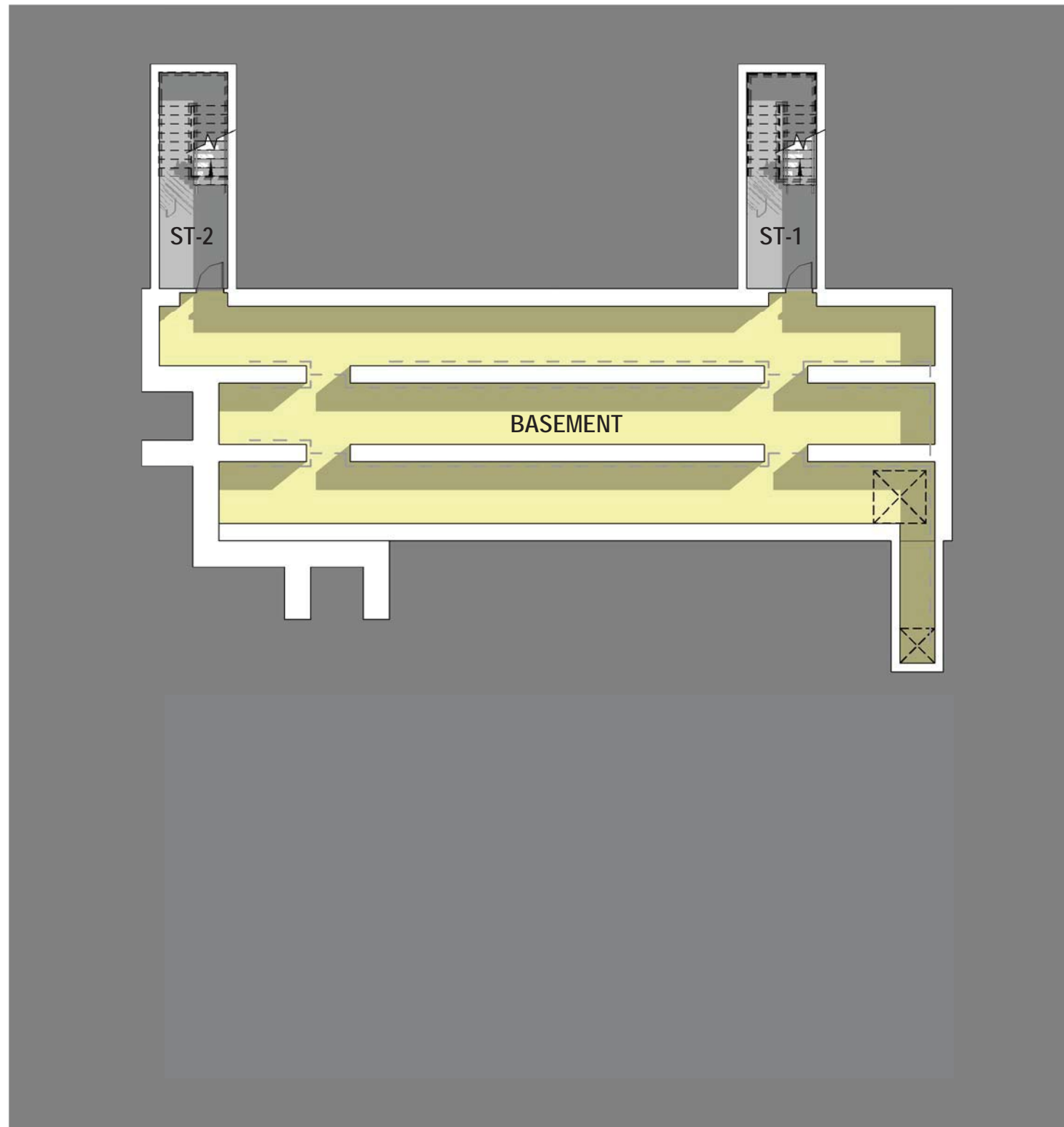
1. ASPHALT DRIVE WITH 6-INCH CURB AND GUTTER
2. CONCRETE SIDEWALK
3. VEHICLE PARKING STALLS
4. DUMPSTER PAD
5. MATERIAL STORAGE YARD
6. DETENTION POND
7. VEGETATED STORM WATER DIVERSION CHANNEL
8. RIPRAP CHANNEL PROTECTION
9. STORM WATER QUALITY MONITORING (CARES)
10. STORM WATER CISTERN (CARES)
11. CONTROL ROOM (CARES)
12. RESEARCH MODULES (CARES)



LEGEND

- ① LANDSCAPE PLANTING, TYP.
- ② SHADE TREE, TYP.
- ③ ORNAMENTAL TREE, TYP.
- ④ MAINTENANCE BAND, TYP.
- ⑤ LIMITS OF LAYDOWN YARD
- ⑥ DRIVABLE GRAVEL, TYP.

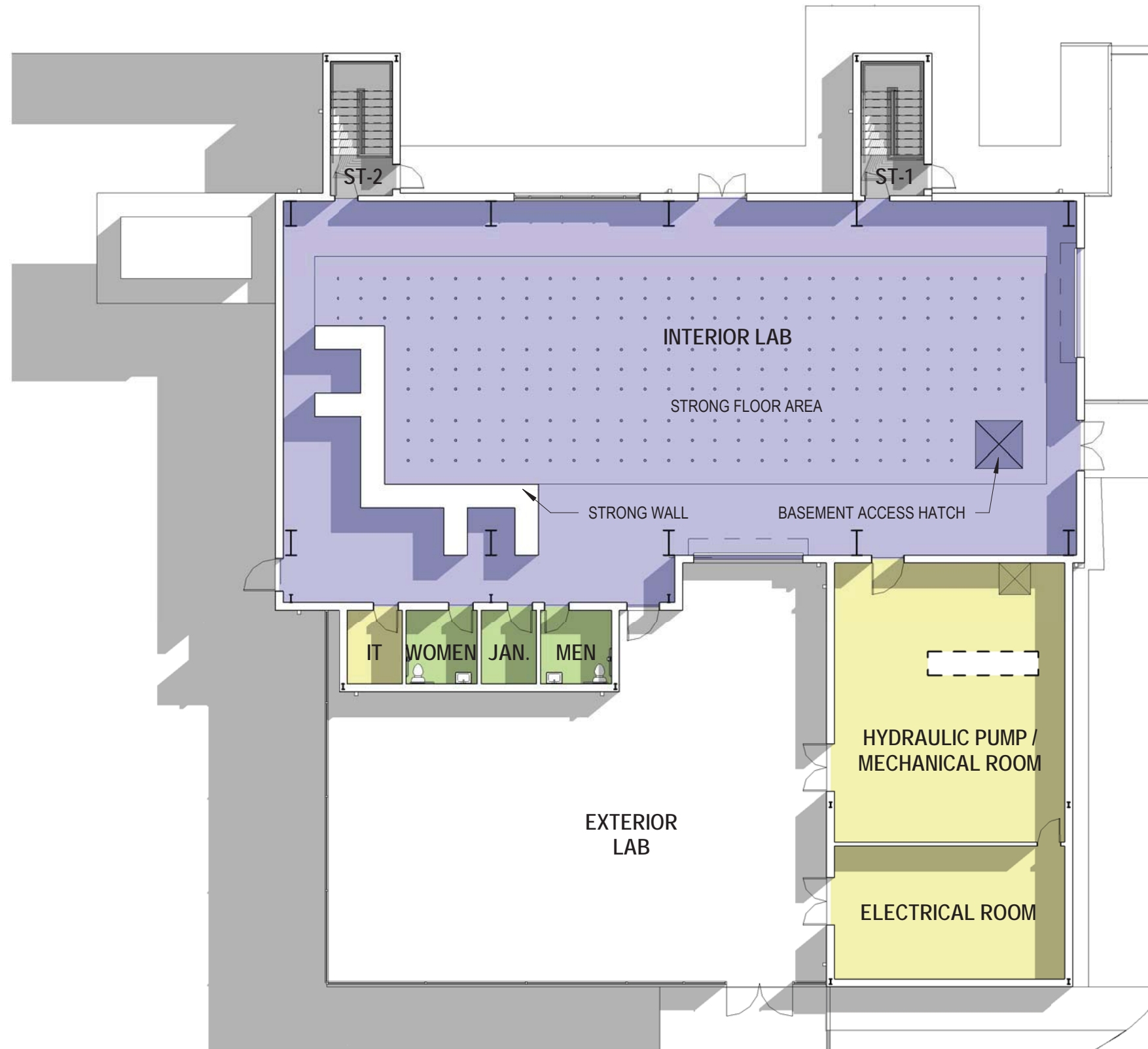
- ⑦ CARES GRANT CONTROL ROOM
- ⑧ CARES GRANT RESEARCH MODULES
- ⑨ CARES GRANT STORM CISTERN
- ⑩ CARES GRANT PAVED POD SERVICE YARD



FLOOR PLAN LEGEND

- MECHANICAL
- VERTICAL CIRCULATION





FLOOR PLAN LEGEND

- LAB AREA
- MECHANICAL
- RESTROOMS
- VERTICAL CIRCULATION



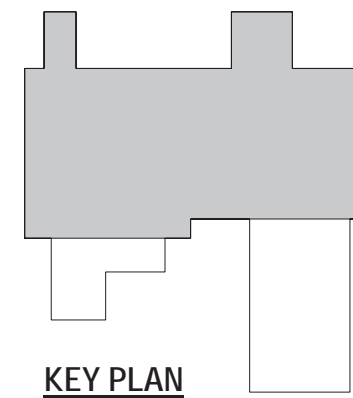
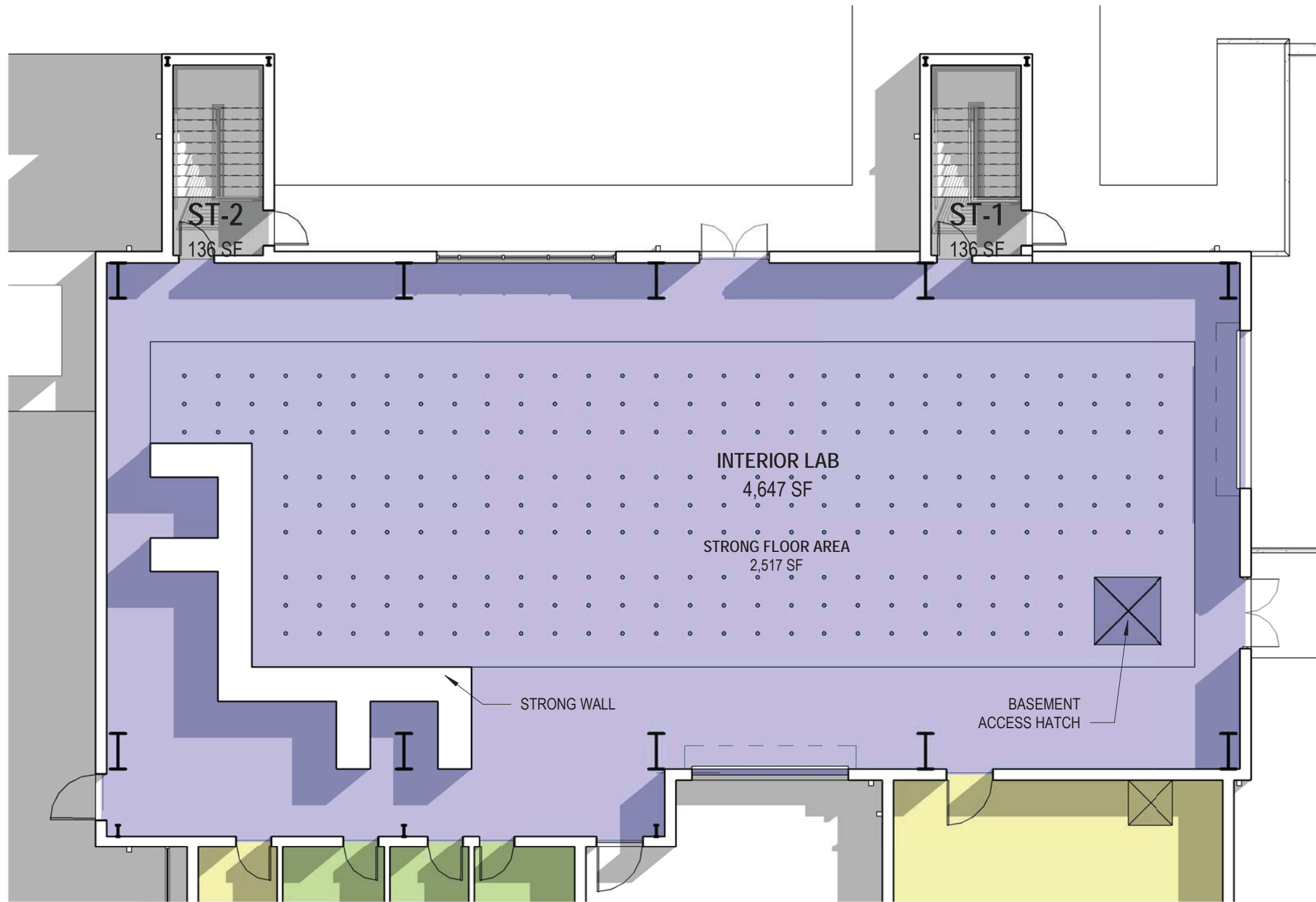
TAB 03

ENLARGED FLOOR PLANS



The rising STAR of Texas

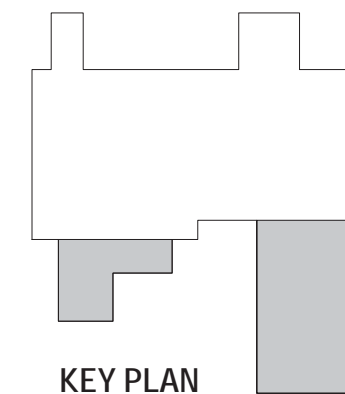
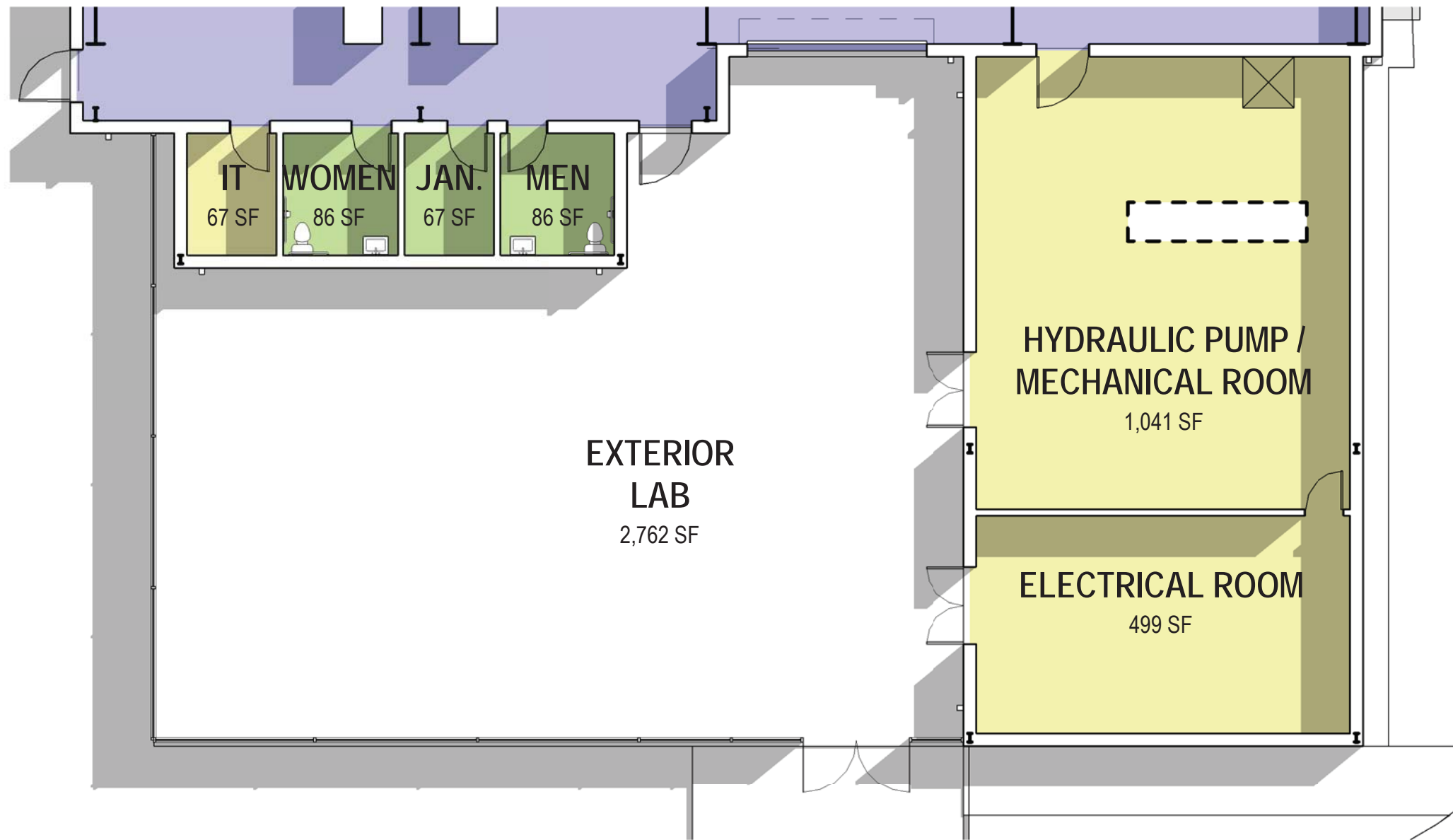
Alamo
ARCHITECTS



FLOOR PLAN LEGEND

- LAB AREA
- MECHANICAL
- RESTROOMS
- VERTICAL CIRCULATION





KEY PLAN

FLOOR PLAN LEGEND

- LAB AREA
- MECHANICAL
- RESTROOMS



TAB 04
DESIGN NARRATIVES



The rising STAR of Texas

Alamo
ARCHITECTS

ARCHITECTURAL NARRATIVE

The Texas State University Infrastructure Research Laboratory is a 11,471 (GSF) facility planned to allow testing of structural systems and components. This laboratory is expected to create a collaborative, learning, research, and training environment for students, faculty, and industry leaders in the community, and is located at The Science Technology and Advanced Research (STAR) Park. The laboratory is in the southern corner of STAR Park, due South of The Star One Building, and due South/West of The Archives and Research Center. The site allows for 18 wheeled vehicle deliveries, and the building allows for the delivery of structural specimens or materials through an overhead door.

The building includes a large Open Lab with a Strong Floor and Strong Wall, along with an adjacent Exterior Open Lab for additional testing and research space. The basement below the Open Lab supports the infrastructure, utilities, and service necessary for the placement and maintenance of the strong wall and strong floor, as well as provide an area and means of running the hydraulic lines to support the equipment. Two stairwells and a passenger elevator are provided at the plan north side of the basement. A 20-ton capacity crane is provided to allow for moving structural specimens within the high bay space

The strong floor is supported above a service chase system that allows application of loads through floor sleeves. Loads are applied via hydraulic pumping system. Hydraulic pumps are in the Mechanical / Pump Room, and high-pressure piping is routed to multiple manifold locations in the service chase. Ancillary spaces within the facility include Restrooms, Mechanical Room, Electrical Room, Telecommunication Closet, Custodial Closet, Trash/Recycle Room, Exit Stairs, Fire Pump Room, and one Passenger Elevator. Ancillary outdoor spaces include an Exterior Lay Down Yard, and an Exterior Work/Project Space.

The project includes utility extensions for roadways, pedestrian paths, power, water, sanitary sewer, and fire protection. Consideration for future expansions of the facility are included on the plan North and plan West side of the building. On occasion, 18-wheeled trucks loaded with up to 120-foot long beams will make deliveries to this facility. The trucks need a large turn radius due to the longer wheelbases. To accommodate the 18-wheeler trucks, the site plan shows a drive extending plan North to allow a large truck to set up and back into the facility. Compacted base and gravel flares line the truck patch to accommodate the large turn radius.

Plans are also in place to incorporate various Smart Building technologies with the acceptance of the Coronavirus Aid, Relief, and Economic Security (CARES) Grant funding from the Economic Development Administration (EDA). Those technologies include research access portals, which will include water, wastewater, electric power, telecommunications, and natural gas lines. Each portal will allow access for the placement of monitoring sensors for development of new technologies; access tunnels of sufficient size to accommodate a remote monitoring robot; construction of multiple "research pods" for interchangeable applied research/demonstration projects; enhanced stormwater retention facility for studying pretreatment and gray water capture; construction of a pedestrian/alternative transportation pathway adjacent to the site access drive that would be used to test autonomous/robotic systems other than electric vehicles; and, the construction of a stormwater/condensation capture cistern to support development of the IRL as a "zero water" impact facility.

Facility parking is located to the plan East and North/East side behind the building, along the road extension for the 18 wheelers. A portion of the parking serves as the maneuvering roadway for the 18-wheeler trucks. It is anticipated the large 18 wheeled deliveries occurs 3 – 4 times a year. Due to this low frequency of deliveries, TxSt will coordinate clearing of the parking lot in anticipation of the 18 wheeled deliveries.

The exterior laydown yard is located South and West of the building. This yard allows for the storage of materials and specimens used during testing. This area is covered with base and gravel suitable for 18 wheeled traffic. The Exterior Laydown area is .47 acres in size.

The building is a Pre-engineered building with a metal panel finish. The height of the building was limited to minimum heights and clearances required by the project program. Three colors of wall panels are used in combination with the aluminum window wall and storefront systems. The HVAC units sit on the roof of the low wings of the building and are screened from view by parapet walls. Due to the facility parking located on the East and North/East side, the building entrance is located on the plan North/East side.

CIVIL NARRATIVE

Site Earthwork:

The site layout requires that the site be stripped of all vegetation, organics, and debris. Additional cut or select fill across the site is completed to establish the proposed subgrade elevations.

Site Grading:

All grading provides positive drainage away from the building. The grading of the site complies with the Americans with Disabilities Act and Texas Accessibility Standards. Pedestrian circulation to the remaining parts of campus requires further evaluation as the campus develops; however, an accessible path is provided to connect to the existing Star One complex on the campus.

Site Paving:

All vehicular paving is a minimum 2" Hot Mix Asphalt Cement (HMAC) paving on 8 inches of crushed limestone base material over moisture conditioned, lime stabilized, compacted subgrade. Fire lanes and main drives are a minimum of 3 inches of HMAC paving on 11 inches of crushed limestone base over moisture conditioned, lime stabilized, compacted base. All paved parking areas and driveways include a standard 6" concrete curb and gutter. Crushed limestone base material is also used for oversized trailer and oversteer areas outside the main drives and parking areas to accommodate truck maneuvers for the delivery of oversized test specimens anticipated at the IRL.

All sidewalks are 4" - 3,000 psi concrete paving.

Erosion Protection:

Erosion control measures are required throughout the duration of construction. The contractor is responsible for preparing and maintaining a Storm Water Pollution Prevention Plan. Erosion control measures include silt fencing, inlet protection, rock check dams, construction entrances and other devices as necessary to prevent sedimentation from leaving the site.

Storm Drainage:

The project site currently sheet flows from the west to the east including offsite areas west of the project area. Once flows are conveyed across the site as sheet, and shallow concentrated flow, they discharge into the existing campus detention pond located east of the site. The current site development concepts largely maintain the existing drainage patterns for the site.

Stormwater runoff generally flows across the site in an easterly direction to a proposed detention pond, which ultimately discharges to the existing campus detention pond southwest of the Archives Building.

The onsite storm drainage improvements will require a detention pond to mitigate the effects of increased runoff from the site. The detention facility will be located adjacent to the existing detention pond and provides approximately 3 acre-feet of detention storage. The facility is an excavated area and includes a concrete outfall control structure to mitigate discharge rates to the existing campus detention pond. Onsite storm sewer is limited to the culvert crossings on the

main driveways and a storm sewer lateral to pick up roof drains and drain flows from the IRL's rear material laydown yard to the detention pond.

In addition to the onsite storm water discharges, significant offsite stormwater is conveyed, in a shallow west/east depression, located in the middle of the Star Park campus and just north of the IRL site. An offsite channel is also included to route these off campus flows parallel to the Lower Colorado River Authorities electrical easement around the west and south sides of the IRL where it discharges to the existing detention pond.

All storm drainage pipes comply with the current Texas State University Design Guidelines. Storm sewers 12 inches and larger in diameter is gasketed bell and spigot reinforced concrete pipe (RCP) meeting ASTM C 443. All storm sewer smaller than 12 inches are called to be SDR 26 PVC. Pipe is embedded in gravel. All trenches beneath existing or proposed pavement are called to be backfilled with cement stabilized sand and compacted to 95% standard proctor. All trenches within grassy areas will be compacted to 90% standard proctor utilizing excavated material.

Water Distribution:

Kimley-Horn has requested fire flow tests from Texas State University Environmental Health, Safety and Risk Management for the design of the domestic and fire service system connections. These tests were utilized as the basis for the design of the proposed system.

An existing 12-inch city of San Marcos water main extends from the intersection of Hunter Road and McCarty Lane to the southeast in the west side of the McCarty right-of-way (ROW). A 2-inch domestic and 8-inch fire service line for the IRL, are served by tapping this existing city water main at McCarty and extending water service lines southwest along the south side of the existing Archives Building's southern driveway to the site.

In addition to these extensions, a 12-inch fire line extension is also included to loop back to the 12-inch Star One fire line.

An additional fire hydrant is included on the fire lane at the front of the IRL as required for fire service specifically; maximum of 150 feet from the hydrant to the building fire department connection, and a maximum hose lay length of 300 feet along the fire lane and a 150-foot coverage arc to cover all improvements. The water distribution system is designed in accordance with the current Texas State University Design Standards and Texas Commission on Environmental Quality (TCEQ) standards.

- Provides a minimum pressure of 35psi for normal flow conditions.
- Provides ladder truck access to one side of the building with a minimum 26' fire lane, located a minimum of 15' and maximum of 30' from the building.
- Provides the required fire flow at the most hydraulically remote pairing of 2 adjacent fire hydrants, in addition to the peak hourly flow, with a residual pressure of at least 20psi.
- Water lines are to be constructed of PVC C-900 conforming to AWWA C900 with gaskets meeting ASTM F477 and joints in compliance with ASTM D3139.

All trenches beneath existing or proposed pavement are called to be backfilled with cement stabilized sand and compacted to 95% standard proctor. All trenches within grassy areas are called to be compacted to 90% standard proctor utilizing excavated material.

Sanitary Sewer System:

An existing 12" sanitary sewer collector runs along the southern property boundary of the campus from McCarty Lane to a point due south of the IRL site. This collector serves the Archive Building and STAR One to the north. The IRL is served using a new service connection from the proposed IRL, running southwest to the existing sanitary sewer main.

The sanitary sewer system is designed in accordance with the current Texas State University Design Standards and Texas Commission on Environmental Quality (TCEQ) standards.

- Sewer lines are called to be Extra High Molecular Weight SDR-26 PVC meeting ASTM D3034 with gaskets meeting ASTM F477, and joints complying with ASTM D3212.
- All trenches beneath existing or proposed pavement are called to be backfilled with cement stabilized sand and compacted to 95% standard proctor, trenches within grassy areas will be compacted to 90% standard proctor utilizing excavated material.
- Pre-cast or cast-in-place manholes are provided at bends, changes in pipe size, junctions of pipes, and at a minimum of 300 feet intervals.

STRUCTURAL NARRATIVE

Project Description

The facility consists of a high-bay testing space and associated support spaces. It contains a strong-floor with a surface area of 2,517 sf that is capable of resisting significant test loads on structural specimens. The strong floor consists of an upper and lower concrete slab separated by concrete walls forming a concrete structure similar to a large box culvert. The strong floor also supports a strong wall that rises 26 feet in height. The strong wall is braced by large counterforts walls that extend down to the bottom slab of the strong floor.

Strong Floor

The facility contains a 6000-psi concrete strong-floor. A self-consolidating concrete mix design is specified to assist with reinforcing steel congestion issues. The grade of reinforcing is 80 ksi for #10 and larger bars and 60 ksi for #9 and smaller bars. The strong floor consists of an upper and lower concrete slab separated by concrete walls forming a concrete box. The upper slab is three (3) feet thick and the lower slab is two (2) feet thick.

The 3-foot thick upper slab supports test loads of 300 kips at each sleeve. Use of four sleeves, four hold down rods, and a distribution frame allows the application of a 1200-kip point load onto a test specimen. The maximum test load and configuration is based upon an 88-ft span specimen with three 1200-kip point loads at quarter points along the span of the test specimen. This load condition occurs in the 93-ft long bay of the strong floor.

The strong floor has two additional bays (84'-0" long and 75'-0" long). The maximum test load and configuration for these bays is based upon a 78-ft span specimen and a 69-ft span specimen (respectively) with two 1200-kip point loads at third points along the span of the test specimen.

The walls connecting the slabs are two (2) feet thick. These walls consist of a periphery wall and two longitudinal interior walls spaced at 9ft on center. These walls are reinforced with #10 @ 6" o.c. vertical reinforcing and #10 @ 12" o.c. horizontal reinforcing.

The upper slab has three layers of #10 at 8" o.c. reinforcement parallel to the support walls (two layers top and one layer bottom) and two layers of 10 @ 6" o.c. reinforcement perpendicular to the support walls (single layer top and bottom). The reinforcement discussed above only focusses on the primary horizontal mats of reinforcement for the strong-floor. Other reinforcement at high stress concentrations, corner bars, and supplemental reinforcement around openings and discontinuities are in addition to the above reinforcing.

The strong floor is structurally isolated from the building foundation. However, the joint between the edge of the strong floor and the slab of the building is traversable and, hence, differential movement will be minimized.

Strong Wall

The strong-wall is 3-foot thick with 3-foot thick buttresses extending 6 feet behind the wall (9-foot total depth). The strong-wall footprint is an “L” shape with a 20'-0” wide face on one and a 19'-6” wide face on the other side. The wall is 26 feet high.

The max load case on the strong wall consists of 660 kips (220k at each of three sleeves) load applied at 12ft above the floor and 660 kips (220k at each of three sleeves) load applied at 24ft above the floor.

The grade of reinforcing is 80 ksi for #10 and larger bars and 60 ksi for #9 and smaller bars. Based on strength requirements from our preliminary analysis, a configuration of 4 rows of (7) #10 bars each (28 total bars) is required at the back of the buttresses. For both faces of the wall, the vertical reinforcement is #11 @ 4” o.c, and the horizontal reinforcing is #8 ties @ 6” o.c. See figure 4 and figure 5 for the stress distribution.

Based on the ratio of service level moment to the cracking moment, and the resultant effective moment of inertia, the maximum test load and configuration results in service level deflections of approximately 7/8” at the top of the wall.

Building Superstructure

The primary building structure is a pre-engineered metal building. The high bay portion is 43 feet wide (back of steel column to back of steel column). It has a low eave line at 46 feet high and forms a gable with a ridge line at 51 feet high. Metal roof panels are screwed to cold formed z-purlins spanning between rigid frames. The high bay frames support a double girder, 30-ton bridge crane that clears the 26-ft tall strong wall.

The walls are wind girts and metal wall panels. Many of the girts are strategically located to support penetrations in the building envelope for doors and windows. The drift limitation is set at L/120 to avoid issues with the bridge crane operation.

The plan east wall of the high bay has two end wall columns on either side of the overhead door. The end wall frame is not intended to provide for future expansion. Future expansion is anticipated on the plan north, plan south, and plan west sides of the facility. These expansions are anticipated to be ancillary to the testing operations and not an expansion of the high bay space.

The low-rise portions of the building are “lean-to” frames. The roofs are low slope (1/4”/ft) with a parapet all around. Type-B structural deck is screwed to the cold formed z-purlins spanning between lean-to frames. The eave of the low-rise space is at 16-ft. However, it has a tall parapet to shield roof top HVAC equipment from view at ground level.

Foundation

Due to heavy delivery and staging loads, slab on grade construction is used for the slab outside of the strong floor but still within the high bay portion of the structure. The building superstructure, the strong floor, and the strong wall are supported on deep, drilled, concrete piers designed in accordance with the project geotechnical report. Pier sizes range in size from 18-inch diameter to 42” diameter and extend as deep as 65 feet below existing grade.

MECHANICAL NARRATIVE

Code Analysis:

All mechanical systems will be designed and constructed in accordance with the following codes and standards in addition to the codes listed in the project specifications.

- a. 2015 Edition of the International Mechanical Code
- b. ASHRAE Data Books for design standards
- c. National Fire Protection Association Standards (NFPA 13,14,20,45,101)
- d. 2015 Edition of the International Building Code
- e. ASHRAE 90.1-2013
- f. ASHRAE 62.1-2013
- g. ASHRAE latest edition guidelines
- h. SMACNA standards 1985 editions
- i. Texas State University Construction Standards, Version 2020, January 2020

Outdoor Design Conditions (Per ASHRAE Fundamentals, 2013):

Summer	99.4°FDB, 74.3°FWB
Winter	20°FDB

Indoor Design Conditions:

High Bay Area	80°FDB, 60% RH - Summer 60°FDB – Winter
Electrical Rooms	80°FDB – Summer (no heat)
IT Rooms	72°FDB – Summer (no heat)

Outside Air:

As per ASHRAE STD. 62.1-2013, Ventilation for Acceptable Indoor Air Quality, Ventilation Rate Procedure.

	<u>People Rate</u>	<u>Area Rate</u>
a. Storage Rooms		0.12 CFM/ft ²
b. Wood/ Metal Shop	10 CFM/ person	0.18 CFM/ft ²

Exhaust

As per ASHRAE STD. 62.1-2013, Ventilation for Acceptable Indoor Air Quality, Ventilation Rate Procedure.

Women’s and Men’s Rooms	70 CFM/Fixture (WC or urinal)
Crawlspace	Min 0.02 CFM/SF
Janitor’s Closet	Min 1 CFM/SF
Woodwork Shop/ Classrooms	Min 0.5 CFM/SF

Lighting Loads for Cooling Requirements:

Manufacturing High Bay	1.7 W/SF per ASHRAE
------------------------	---------------------

Electrical/ Mechanical	1.5 W/SF per ASHRAE
Restrooms	0.9 W/SF per ASHRAE

Heat Gain to Space From People:

Heat gain data is as per the 2013 ASHRAE Fundamentals.

<u>Space</u>	<u>Sensible Heat (BTUH)</u>	<u>Latent Heat (BTUH)</u>
Factory, Light Machine Work	375	625
Factory, Light Benchwork	275	475
Laboratories	250	200

U Values for Building Components:

The following "R"-Values will be used for calculating HVAC loads (based on ASHRAE 90.-2013 minimums):

Exterior Walls	Minimum R-0 + R-9.8
Roof	Minimum R-10 + R-19 FC

Window Glass – (Vision) Minimum "U" = 0.40
Minimum Shading Coefficient = 0.25

Cooling and Heating Block Loads:

Cooling:

- a. Estimated Total connected load: 62 tons
- b. Estimated Cooling block load: 56 tons

Heating:

- a. Estimated Total equipment load: 315 MBH
- b. Estimated Heating block load: 250 MBH

Preheat coils will be selected on 20°F ambient air and no pickup factor will be applied.

Air Side Systems:

Heating System

1. All space heating is performed by electric heating coils.

Air Handling Units

1. Space cooling is provided by means of three DX packaged rooftop units with an efficiency rating which complies with ASHRAE 90.1-2013. Rooftop units will be higher grade due to outside air volume. One rooftop unit serves the mechanical, electrical, and supporting spaces portion of the testing facility and two units serve the open High Bay area. The supporting spaces rooftop unit is provided with internal controls that

- modulates all internal components to provide a leaving air temperature of 55F and an electric heating coils to heat the supply air to 50F during the winter. Rooftop units serving the high bay have an enthalpy wheel for energy recovery. Relief air pulled from the basement is ducted back to the RTU and relieved through the enthalpy wheel. Outside air is calculated by provided OA AFMS.
2. The restrooms have single duct CV terminal boxes with electric heating coils. Heating coils are sized based on minimum heating airflows. Building support and high bay area RTUs are constant volume with a variable supply air temperature to satisfy the heating or cooling load of the space. The rooftop unit serving the electrical and mechanical spaces serves single duct VAV terminal boxes with electric heat, where required. Heating coils are sized on minimum airflow.
 3. A down blast general exhaust fan is provided with an ECM motor for restroom and janitor exhaust.
 4. All return is not fully ducted and a plenum return system shall be utilized.

Process Chilled Water System

1. Hydraulic pumps distributing oil to lab equipment throughout the High Bay area require process chilled water to cool the circulating oil. To provide process chilled water for the hydraulic pumps, a fluid cooler is located exterior to the building for cooling.

A 76.5-ton fluid cooler is provided to serve the hydraulic pump. A pump is provided and sized for 100% capacity. The Aurora multi-stage pumps, model name PVM, are basis of design.

Alternate 12: A second hydraulic pump will be provided. A second process CHW pump and fluid cooler will be required to serve a second hydraulic pump.

Miscellaneous:

No piping is routed above the electrical room.

Elevator Machine Room

- a. The elevator machine room is served by a DX split system unit.

IT Room

- a. The IT room is served by a DX split system unit.

Controls:

No central BAS controls are provided. Rooftop units are provided with internal controllers. Fluid cooler shall be provided with factory mounted control panel. Fluid cooler basin heater shall be provided with a factory mounted control panel. Process chilled water pump shall be provided with local controls.

Alternate 10: BAS controls will be provided by Johnson Controls or Siemens. Metering for this facility will be provided for electrical, domestic water, and natural gas consumption. Additional utilities will be monitored and metered as determined by the owner.

PLUMBING NARRATIVE

Code Analysis

1. All plumbing systems are designed and constructed in accordance with the following codes and standards.
2. 2015 Edition of the Uniform Plumbing Code
3. 2015 Edition of the International Building Code
4. NFPA 101 – 2015 - Life Safety Code
5. NFPA 13 – 2016- Automatic Sprinkler Systems
6. American Society of Sanitary Engineers Standards as applicable
7. American Society of Plumbing Engineers Data Book for design standards
8. Americans with Disabilities Act of 2010
9. ASHRAE 90.1-2013
10. 2015 Edition of the International Fire Code, as adopted by the City of San Marcus
11. Industrial Risk Insurers (IRI) Standards

General

1. Plumbing work consists of normal building services such as sanitary sewer system, domestic cold and hot water, roof and overflow drains, floor drains, floor sinks, plumbing fixtures and compressed air.
2. Fire protection work consists of normal building services such as a 100% fully automatic sprinklered building.
3. The campus design guidelines are followed for this project.

System Descriptions

Domestic Cold and Hot Water

1. Domestic cold and hot water is provided for all toilet rooms, emergency shower/eyewash units, all sinks, and to any equipment that requires domestic water supply.
2. Domestic hot water is generated utilizing point of use instantaneous electric water heaters at each fixture requiring hot water.
3. A water softener is provided. Isolation ball valve are placed after waterline exits the water softener for the hose bibs and main distribution. The water softener serves the entire domestic water systems prior to distribution.
4. Service valves are provided at each branch line serving two or more plumbing fixtures. All plumbing fixtures and equipment connections are provided with local stop valves. Additional service valves are provided, to isolate the system for maximum maintainability.
5. Access panels are provided with adequate space to operate the valve(s) in walls and non-accessible ceilings.
6. A shock arrestor is provided on all water rough-ins serving multiple plumbing fixtures. Where a single plumbing fixture occurs a shock arrestor is provided on the water supplies.
7. A reduced pressure type backflow preventer is provided on the main water service to the building and also on the make-up water connections to mechanical equipment.
8. A double check valve assembly is provided on the domestic water supply to the water softener.

9. A meter is provided on the domestic water piping inside the building.
10. Whenever dis-similar metals pipes are joined, they are joined by a dielectric union. Dielectric couplings are strictly forbidden.

Sanitary Waste and Vent

1. A complete waste and vent system is provided to collect sanitary waste from plumbing fixtures, floor drains and floor sinks in accordance with the 2015 Edition of the Uniform Plumbing Code, unless indicated otherwise. The drainage piping system is designed with a minimum slope of 1/4-inch per foot for pipe sizes less than 3-inch and 1/8-inch per foot for sizes 3-inch and larger.
2. Floor and wall cleanouts are strategically placed to avoid being in sensitive areas. Floor drains are provided for each air handling device, equipment requiring drains, toilet rooms with water closets, emergency showers and mechanical equipment rooms.
3. Sanitary from floor drains in the Basement area are routed to an oil separator buried on site prior to connection to the sanitary main.
4. Electronic type trap primers are provided for all floor drains and floor sinks.
5. The Sump Pump serving the hydraulic elevator are routed to an oil separator prior to connection to the sanitary main.
6. All sinks are provided with a sediment trap.
7. The Janitorial mop sink is provided with a sediment trap.

Storm Drainage

1. A complete roof drainage system is provided. The roof is sloped to the perimeter of the building to allow for an architectural designed gutter and downspout system. The downspouts are routed to below grade and are routed to the storm system by the civil engineer.
2. Subsurface drainage is placed below grade around the perimeter of the basement level. The Subsurface drainage is routed to a sump pump and is pumped to the site storm system.

Compressed Air

1. A central compressed air system is provided. The air compressor equipment consists of duplex pressure lubricated 2-stage receiver mounted air compressor, refrigerated air dryers, air receiver and final filters. There is a single air compressor skid that consists of N+1 compressors to meet the building demand. There is a separate air dryer skid that consists of two 100% redundant refrigerated air dryers. The size of the air compressor is based on the user demand in standard cubic feet per minute (scfm) and pounds per square inch (psi). The compressed air is dried using twin refrigerated air dryers to a dew point of 40 degrees F.

ELECTRICAL NARRATIVE

Code Analysis:

All electrical systems are designed and constructed in accordance with the following codes and standards.

- a. 2017 Edition of the National Electrical Code (NFPA 70)
- b. Americans with Disabilities Act of 1990.
- c. 2015 Edition of the International Building Code
- d. 2013 Edition of the ASHRAE 90.1
- e. Texas Accessibility Standards
- f. Texas State University Construction Standards, Version 2020, January 2020

General:

System Descriptions

Site Power and Building Electrical Service

1. Power to the building site originates at the Pedernales Electrical Co-operative (PEC) 14.4kV system and associated PEC 14.4kV-480Y/277V pad mount transformer. Presently, the Star Park site is served from a PEC 14.4kV service drop located just West of McCarty Ln and South of Hunter Rd.

The existing 14.4kV service drop serves two existing buildings on the Star Park site and connects to a 15kV sectionalizing cabinet just North of the driveway for the Archives and Research Center, adjacent to McCarty Ln. Existing 3-3" conduits extend from the cabinet to South of the driveway curb and North of the detention pond. New primary conduits will be connected to these existing conduits and be direct buried on the high side of the detention pond. They extend to a new 15kV sectionalizing cabinet that is located near the IRL building. This cabinet connects to the IRL building pad mount transformer. The IRL building transformer is located a minimum of 10' away from the building per PEC standards.

2. The IRL building transformer is located South of the main electrical room, adjacent to the building. PEC requires a 15' easement for the primary 14.4kV duct bank from the PEC system point of connection to the building pad mount transformer.

480V Normal Electrical Service

1. A new 2500A, 480Y/277V switchboard is provided in the main electrical room. The main breaker in the switchboard is individually mounted insulated case type with electronic trip unit and electrical operation to allow for remote open/close capability. All feeder breakers are group mounted molded case type breakers with electronic trip. The switchboard is connected to the PEC pad mount transformer via underground conduit/conductors.

A remote operator and indicating lights is provided for the main 480V circuit breaker only to allow for remote open/closed operation and verification via lights. This is due to the

anticipated high-level arc flash incident energy at the line side of the main breaker. Metering will be provided for the main circuit breaker only. Metering will connect to the DDC system via Ethernet.

2. One 480Y/277V distribution panelboard is provided in the electrical room. This panel serves the smaller motor loads and a 480-208Y/120V dry type transformer. One 208Y/120V distribution panel is provided for the building. This panel serves 208Y/120V branch circuit panelboards with quantity as required. These panelboards serve general building loads.
3. Surge protection devices are provided at the standby switchboards, electrical distribution panelboards, and electronic grade panelboards for technology systems and similar electronic and critical loads.

Lighting:

1. Indoor and exterior lighting is LED.
2. Standalone occupancy sensors are used throughout the building for lighting control to meet ASHRAE 90.1 requirements. Outdoor lighting is controlled via a photocell on each structure and is LED type.
3. Average lighting levels are as follows:
 - a) Offices – 50 Footcandles
 - b) Corridors – 20 Footcandles
 - c) Restrooms – 20 Footcandles
 - d) Storage – 20 Footcandles
 - e) Stair Landing – 10 footcandle minimum on stair tread
 - f) Elec/Mech – 40 Footcandles
 - g) Emergency Egress – 1 Footcandle, minimum
 - h) Testing Area – 60 Footcandles not including any task lighting
 - i) Building Entrances – 10 Footcandles
 - j) Pedestrian Path Outdoors – 3 Footcandles
 - k) Parking Lot – 3 Footcandles
3. Outdoor sidewalk lighting and parking area lighting employs the Texas State University standard pole-mounted LED luminaires. Footcandle levels will meet Texas State University requirements.
4. Exterior wall-mounted luminaires are used at the building perimeter.
5. Interior and exterior lighting is selected and placed to limit light spill and light trespass.
6. Emergency lighting is connected to a battery/inverter system.

Fire Alarm System

1. An addressable fire alarm system with voice communication is provided. The new fire alarm panel is by the Texas State University preferred vendor and the fire alarm system in its entirety is per Texas State University standards as well as NFPA 72 requirements for initiation and notification devices.
2. Multi-sensor detectors employing a combination of smoke and heat sensors are used in corridors, utility rooms and other areas as required per code.

3. Visual notification devices (strobes) and audible notification devices (speakers or combination speaker/strobes) are located to meet NFPA 72, NFPA 101, ADA, and TDLR requirements.

Switched Receptacle Control

1. ASHRAE 90.1 requires 50% of receptacles in offices and conference rooms to be switches via occ sensor, time-based sensor etc. A separate lighting contactor is installed and located in the electrical room to control switched receptacles. The contactor is controlled from the DDC system.

Lightning Protection System

1. A lightning protection system is provided on the roof of the building.
2. The system meets or exceeds the requirements for a UL Master C Label.

Grounding and Bonding System

1. The building electrical service is grounded to the building grounding loop through a master ground busbar (MGBB) located at the main electrical room.
2. The telecommunications grounding system is connected radially to the master ground busbar. The conductor is welded to the ground bar.
3. The lightning protection system ground rods is connected to the building grounding loop.

LANDSCAPE NARRATIVE

Landscape Materials

Planting is minimal, utilizing native or adapted trees, shrubs and groundcovers. An 18 inch wide concrete maintenance band is installed around the building to keep landscape and irrigation away from the building face. Steel edging separates the lawn areas from landscape planting.

Trees are container grown with a minimum container size of 65 gallon for shade trees, 45 gallon for evergreen screening trees and 30 gallon for ornamental trees. Landscape shrubs are 5 gallon and perennials and groundcovers are 1 gallon plants. Landscape beds include 15 inches of prepared soil mix with three inches of hardwood mulch.

Lawn areas at the building entry are Bermuda grass. Revegetation areas outside the main entry are a native grass mix. Lawn areas immediately adjacent to the building and in areas that exceed 4:1 slope are solid sod. All other lawns are installed as hydromulch. Bermuda lawns include 4 inches of imported topsoil, native grass areas include 2 inches of imported topsoil.

Site furnishings are minimal. Campus Standard benches, trash and recycling receptacles are placed at the building entry. Campus Standard bike racks are located as required.

Irrigation System

All new landscape planting and trees receive permanent irrigation; drip irrigation for landscape areas and bubblers for trees. Lawn areas immediately adjacent to the building and new drives receive permanent spray irrigation. Lawn areas beyond the limit of permanent irrigation receive temporary irrigation for establishment of revegetation.

The irrigation system incorporates all of the Campus irrigation standards. Components are efficient, with zones separated based on water needs, exposure and more. The system includes all necessary equipment to connect to the Campus Central Control system. All irrigation components, i.e. pipe, heads, valves and boxes, are purple or have purple handles to indicate the use of non-potable water.

TECHNOLOGY NARRATIVE

1.1 Basis of Design

The Telecommunications program defines current standards and latest technology infrastructures used for the design and specification of the technology distribution system. The goal of the design is to provide a modern, redundant and scalable infrastructure that allows for future modifications with minimal impact to the existing systems.

The Network Infrastructure will consist of:

- Outside Plant Connectivity
- The physical Infrastructure (basket tray, conduits, conduit sleeves, backboxes)
- Telecommunications Spaces
- Horizontal Distribution
- Wireless Systems
- Telecommunications grounding and bonding system

1.2 Outside Plant (OSP) Infrastructure

The campus has two primary Outside Plant (OSP) services entering the campus along Hunter Road west of STAR One. Both Consolidated Communications Inc. (CCI) and Grande Communications fiber enters STAR Park from aerial cable and thereafter transitions to four (4) 4" OSP conduits routed below grade to STAR One Main Distribution Frame (MDF). STAR One MDF serves as the demarcation point for Grande and CCI demarcation point is in the adjacent room.

A secondary Outside Plant service by CCI enters the site along McCarty Lane northwest of Archives and Research Center (ACR) building. This fiber service transitions from aerial cable to four (4) 4" OSP conduits routed below grade to STAR One MDF utilizing a fiber loop for service redundancy.

Connectivity for the Laboratory utilizes a service feed into the facility consisting of (4) 4" conduits, each complete with fabric innerduct and 24 Strands of Single Mode OSP fiber.

1.3 The Physical Infrastructure

The structured cabling system to support the voice/data network is designed as a redundant star topology. The design complies with the most current ratified TIA, IEEE, ANSI, NEC and other applicable standards/ Owner guidelines. Multiple pathways from the core network equipment in the main equipment room adds to the resiliency and reliability of the network. These pathways consist of basket tray, floor slots/conduit sleeves, conduits and ladder racks. The primary basket tray pathways is sized to accommodate a 25 % initial fill with 25% allocated for future growth, and secondary pathways is sized based upon a Category 6A cable diameter.

Other items that are incorporated into the design of the pathways and spaces to support the data network are (1) flexibility; (2) the ease with which systems can be modified and migrated to new platforms, (3) accessibility; (4) pathways and spare capacity.

1.4 Horizontal Distribution

The horizontal distribution for the building core elements consists of a Category 6 solution and the voice services will utilize a Voice over Internet Protocol (VoIP) system, and therefore be distributed through standard data network switches.

1.5 Wireless

There is Wi-Fi connectivity throughout the facility with 30'-40' center-to-center coverage. Design provisions include technological and business considerations, aesthetic and environmental conditions and accessibility. Wi-Fi antennas on the exterior primarily serve gathering areas outside of the building and are coordinated with architectural elements to minimize aesthetic impact. Interior wireless access points are located below the accessible ceiling.

All building spaces shall have coverage for currently supported Wi-Fi standards, 802.11ac at a minimum SNR of 25dBm. Spacing is based upon (1) wireless access point per 2500 GSF or (1) wireless access point per (25) end-user devices, whichever is greater. Current trends estimate 2-3 devices on average per person.

1.6 Security Design Narrative

General Description

The design scheme for the Electronic Security Infrastructure is based on the following general requirements:

- Federal, State, and Local codes, regulations and ordinances
- NFPA 101: Life Safety Code
- NFPA 730: Guide for Premises Security
- NFPA 731: Standard for the Installation of Electronic Premises Security
- Underwriters Laboratory and American National Standards Institute (UL/ANSI) Applicable Standards
- Telecommunications Industry Association (TIA) Applicable Standards
- BICSI Electronic Safety and Security Design Reference Manual (ESSDRM)
- Crime Prevention Through Environmental Design (CPTED)
- Family Educational rights and Privacy Act (FERPA)
- Texas Accessibility Standards (TAS)

Electronic security systems and sub-systems will include:

- **Electronic Access Control:** This system replaces the typical mechanical key controlled door lock with a door locking system that uses an access card as the access credential. The system includes an electric door-locking mechanisms, card reader located adjacent the door, door status sensor, door prop alarm and a request to exit device. Typical system configuration is card or schedule controlled entry with free exiting.
- **Intrusion Detection System:** This system monitors areas for unauthorized entrance or intruder. This system can consist of motion sensors, door status sensors, glass break sensors and one or more control keypads. The keypad is used to arm/disarm system by entering a numeric code on the keypad.
- **Surveillance:** This system provides electronic surveillance using high-resolution, Internet Protocol (IP) cameras; monitoring security sensitive areas for alarm assessment, and forensic investigations.
- **Lockdown Control:** On command, this system locks all exterior doors during an emergency.

Scope of Work

The facility includes design and coordination for the following Electronic Security Infrastructure sub-systems:

- Horizontal Distribution System
- Spaces and Pathways
- Device wiring requirements for security
- Security Racks, Patch Panels and Termination Blocks
- Architectural, Electrical, and HVAC requirements for security systems
- Mechanical Locking Systems
- Security Requirements

The design scheme will also include specific criteria including:

- Security Connectivity
- The security horizontal cabling is terminated in wall mounted data gathering panels on each floor in designated, conditioned, secure rooms.
- The security cabling system standard are a minimum of four (4) conductors to each device and a minimum of eight (8) conductors to card readers.
- All security device wiring is a home run from the head end panels (point of termination) to the security device location (point of origin).
- Network surveillance video is run from the cameras (point of origin) to the head end equipment on a cabling distance basis. Connectivity shall be on Category 6 UTP cabling.

Design Assumptions

Surveillance cameras are located to provide situational awareness throughout the facility for forensic review and alarm assessment. The Internet Protocol (IP) cameras provide:

- View activity and people in entryways and elevator lobbies, with sufficient resolution to make personal identification
- Video surveillance coverage of external building perimeter.
- Identification of vehicles entering and exiting the facility, with sufficient camera resolution to view license plates
- Video Surveillance recording and storage:
 - Cameras record on detection of motion or detection of an alarm in the area
 - Video images are available for 30 days based on reasonable estimates of activity in the facility

Coordination with other trades

- Fire Alarm System (Division 26)
 - Coordination required for functionality of duress buttons and Electronic Access Control in path of egress conditions.
- Door Hardware (Division 8)

Building infrastructure is designed with pathways and spaces that shall support state-of-the-art security applications. Security cabling terminations are wall mounted panels or rack mounted equipment. System grounding and bonding is to a single reference point.

TAB 05

DETAILED COST ESTIMATE



The rising STAR of Texas

Alamo
ARCHITECTS

Texas State University

Infrastructure Research Laboratory



Design Development
22-Oct-20

This estimate includes all direct construction costs, general contractor's overhead and profit, design and construction contingencies. Cost escalation assumes a **Q1 2020** construction start.

Excluded from the estimate are: hazardous waste removal, loose furnishings and equipment, project contingency, architect's and engineer's fees, moving, administrative and financing costs.

Bidding conditions are expected to reflect 6 to 8 pre-qualified general contractors, open bidding for general contractors, open bidding for sub-contractors, open specifications for materials and manufacturers.

Due to current market conditions line item unit rates will be held at current values until further market feedback data is available. While historical data tells us this economic downturn will trigger price reductions we feel it is prudent to maintain some protection to owners and their projects. Additionally, there may be offsetting cost increases due to supply chain interruptions and construction inefficiencies.

	Base Project	\$/sf	Offsite Improvements	Cares Grant	Total
01000 General Requirements	\$ 167,266	145.2	\$ 28,811		\$ 196,077
03000 Concrete	\$ 2,365,161	205.3	\$ 31,140		\$ 2,396,301
05000 Metals	\$ 619,983	53.8	\$ -		\$ 619,983
06000 Wood/Plastics	\$ -	0.0	\$ -		\$ -
07000 Thermal/Moisture Protection	\$ 496,861	43.1	\$ -		\$ 496,861
08000 Doors/Windows	\$ 120,029	10.4	\$ -		\$ 120,029
09000 Finishes	\$ 166,246	14.4	\$ -		\$ 166,246
10000 Specialties	\$ 9,150	0.8	\$ -		\$ 9,150
11000 Equipment	\$ -	0.0	\$ -		\$ -
12000 Furnishings	\$ 1,600	0.1	\$ -		\$ 1,600
13010 Special Construction	\$ 250,000	21.7	\$ -		\$ 250,000
14000 Elevators & Conveying	\$ 121,000	10.5	\$ -		\$ 121,000
21000 Fire Protection	\$ -	0.0	\$ -		\$ -
22000 Plumbing	\$ 261,273	22.7	\$ -		\$ 261,273
23000 Mechanical	\$ 478,797	41.6	\$ -		\$ 478,797
26000 Electrical	\$ 778,497	67.6	\$ 227,205		\$ 1,005,702
27000 Communications	\$ 109,389	9.5	\$ -		\$ 109,389
28000 Fire Alarm & Security	\$ 34,566	3.0	\$ -		\$ 34,566
29100 Fire Pump Room	\$ (23,980)	-2.1	\$ -		\$ (23,980)
31000 Earthwork	\$ 317,390	27.6	\$ 417,901		\$ 735,291
32000 Paving, Landscape, Improvements	\$ 332,553	28.9	\$ 216,971		\$ 549,524
33000 Site Utilities	\$ 252,137	21.9	\$ 259,233		\$ 511,370
WQU				\$ 195,265	\$ 195,265
Pod Service Yard - 25,000sf				\$ 578,500	\$ 578,500
Control Room - Empty - 500sf				\$ 159,120	\$ 159,120
Service Chase - Empty - 100lf				\$ 205,940	\$ 205,940
Chase				\$ 91,000	\$ 91,000
Storm Cistern - Allowance				\$ 97,744	\$ 97,744
IRL Infrastructure				\$ 117,000	\$ 117,000
Pedestrian Route - 1,000lf				\$ 214,500	\$ 214,500
Tunnel - SW Repository to IRL - 515lf				\$ 1,231,174	\$ 1,231,174
Subtotal Directs	\$ 6,857,918	629.8	\$ 1,181,261	incl	\$ 8,039,179
General Conditions	\$ 535,252	49.2	\$ 92,196	incl	\$ 627,448
Contractor Fee	\$ 367,986	33.8	\$ 63,385	incl	\$ 431,371
Insurance & Bonds	\$ 167,266	15.4	\$ 28,811	incl	\$ 196,077
Contingency	\$ 434,892	39.9	\$ 115,245	incl	\$ 550,137
Total Construction Cost Estimate	\$ 8,363,314	768.1	\$ 1,480,898	\$ 2,890,243	\$ 12,734,455

Construction Cost Limit (CCL)	\$ 12,735,840
-------------------------------	---------------



TRADE SUMMARY	Vermeulen's Estimate	\$/sf		01 Base		02 Offsite
GROSS FLOOR AREA	10,889 sf			\$/sf	10,889	\$/sf
01 GENERAL REQUIREMENTS						
01000 General Requirements	196,078	18.01		15.36	167,266	28,811
SUBTOTAL 01 GENERAL REQUIREMEN	196,078	18.01	2%	15.36	167,266	28,811
03 CONCRETE						
03000 Concrete	2,396,301	220.07		217.21	2,365,161	31,140
SUBTOTAL 03 CONCRETE	2,396,301	220.07	24%	217.21	2,365,161	31,140
05 METALS						
05000 Metals	619,983	56.94		56.94	619,983	0
SUBTOTAL 05 METALS	619,983	56.94	6%	56.94	619,983	0
06 WOOD/PLASTIC						
06000 Wood/Plastics	0	0.00		0.00	0	0
SUBTOTAL 06 WOOD/PLASTIC	0	0.00	0%	0.00	0	0
07 THERMAL/MOISTURE PROTECTION						
07000 Thermal/Moisture Protection	496,861	45.63		45.63	496,861	0
SUBTOTAL 07 THERMAL/MOISTURE PR	496,861	45.63	5%	45.63	496,861	0
08 DOORS/WINDOWS						
08000 Doors/Windows	120,029	11.02		11.02	120,029	0
SUBTOTAL 08 DOORS/WINDOWS	120,029	11.02	1%	11.02	120,029	0
09 FINISHES						
09000 Finishes	166,246	15.27		15.27	166,246	0
SUBTOTAL 09 FINISHES	166,246	15.27	2%	15.27	166,246	0
10 SPECIALTIES						
10000 Specialties	9,150	0.84		0.84	9,150	0
SUBTOTAL 10 SPECIALTIES	9,150	0.84	0%	0.84	9,150	0
11 EQUIPMENT						
11000 Equipment	0	0.00		0.00	0	0
SUBTOTAL 11 EQUIPMENT	0	0.00	0%	0.00	0	0
12 FURNISHINGS						
12000 Furnishings	1,600	0.15		0.15	1,600	0
SUBTOTAL 12 FURNISHINGS	1,600	0.15	0%	0.15	1,600	0
13 SPECIAL CONSTRUCTION						
13010 Special Construction	250,000	22.96		22.96	250,000	0
SUBTOTAL 13 SPECIAL CONSTRUCTIO	250,000	22.96	3%	22.96	250,000	0
14 CONVEYING SYSTEMS						
14000 Elevators & Conveying	121,000	11.11		11.11	121,000	0
SUBTOTAL 14 CONVEYING SYSTEMS	121,000	11.11	1%	11.11	121,000	0
21 FIRE PROTECTION						
21000 Fire Protection	0	0.00		0.00	0	0
SUBTOTAL 21 FIRE PROTECTION	0	0.00	0%	0.00	0	0
22 PLUMBING						
22000 Plumbing	261,273	23.99		23.99	261,273	0
SUBTOTAL 22 PLUMBING	261,273	23.99	3%	23.99	261,273	0



TRADE SUMMARY	Vermeulen's Estimate	\$/sf		01 Base \$/sf	10,889	02 Offsite \$/sf	0
GROSS FLOOR AREA		10,889 sf					
23 HVAC & CONTROLS							
23000 Mechanical	478,797	43.97		43.97	478,797		0
SUBTOTAL 23 HVAC & CONTROLS	478,797	43.97	5%	43.97	478,797		0
26 ELECTRICAL							
26000 Electrical	1,005,702	92.36		71.49	778,497	227,205	
SUBTOTAL 26 ELECTRICAL	1,005,702	92.36	10%	71.49	778,497	227,205	
27 COMMUNICATIONS							
27000 Communications	109,389	10.05		10.05	109,389		0
SUBTOTAL 27 COMMUNICATIONS	109,389	10.05	1%	10.05	109,389		0
28 FIRE ALARM & SECURITY							
28000 Fire Alarm & Security	34,566	3.17		3.17	34,566		0
SUBTOTAL 28 FIRE ALARM & SECURITY	34,566	3.17	0%	3.17	34,566		0
29 FIRE PUMP ROOM							
29100 Fire Pump Room	-23,980	-2.20		-2.20	-23,980		0
SUBTOTAL 29 FIRE PUMP ROOM	-23,980	-2.20	0%	-2.20	-23,980		0
31 EARTHWORK							
31000 Earthwork	735,292	67.53		29.15	317,390	417,901	
SUBTOTAL 31 EARTHWORK	735,292	67.53	7%	29.15	317,390	417,901	
32 PAVING, LANDSCAPING, SITE IMPROVEMENTS							
32000 Paving, Landscape, Improvements	549,523	50.47		30.54	332,553	216,971	
SUBTOTAL 32 PAVING, LANDSCAPING,	549,523	50.47	6%	30.54	332,553	216,971	
33 STE UTILITIES							
33000 Site Utilities	511,370	46.96		23.16	252,137	259,233	
SUBTOTAL 33 STE UTILITIES	511,370	46.96	5%	23.16	252,137	259,233	
40 GENERAL CONDITIONS							
40100 General Conditions	627,448	57.62		49.16	535,252	92,196	
40150 CM Fee	431,371	39.62		33.79	367,986	63,385	
SUBTOTAL 40 GENERAL CONDITIONS	1,058,819	97.24	11%	82.95	903,238	155,581	
41 INSURANCE & BONDS							
41100 Insurance & Bonds	196,078	18.01		15.36	167,266	28,811	
SUBTOTAL 41 INSURANCE & BONDS	196,078	18.01	2%	15.36	167,266	28,811	
42 CONTINGENCY							
42100 Contingency	550,137	50.52		39.94	434,892	115,245	
SUBTOTAL 42 CONTINGENCY	550,137	50.52	6%	39.94	434,892	115,245	
TOTAL CONSTRUCTION COST	9,844,212	904.05	100%	768.05	8,363,314	1,480,898	



TRADE ESTIMATE					01 Base		02 Offsite	
Description	Element	Quantity	Rate	\$	Quantity	\$	Quantity	\$
GROSS FLOOR AREA								
Basement		3,320 sf			3,320			
Level 1		7,569 sf			7,569			
TOTAL GROSS FLOOR AREA		10,889 sf			10,889		0	
01 GENERAL REQUIREMENTS								
01000 General Requirements								
General Requirements								
General Requirements	Z11 +	2.5% ls		196,078	2.5%	167,266	2.5%	28,811
Subtotal General Requirements		0 ls		196,078	0	167,266	0	28,811
Total 01000 General Requirements		0 ls		196,078	0	167,266	0	28,811
TOTAL 01 GENERAL REQUIREMENTS				196,078	167,266		28,811	
03 CONCRETE								
03000 Concrete								
Foundations								
drilled piers - 24" dia x 40'-00" dp (13no, 650lf) A11		76 cy	785.00	59,660	76	59,660		0
drilled piers @ strong floor - 42" dia x 65'-00" dp (13no, 845lf) A11		301 cy	610.00	183,610	301	183,610		0
drilled piers @ strong floor - 36" dia x 65'-00" dp (66no, 4,290lf) A11		1,123 cy	525.00	589,575	1,123	589,575		0
drilled piers - 30" dia x 40'-00" dp (22no, 900lf) A11		182 cy	610.00	111,020	182	111,020		0
temporary casings - tbd A11		lf	50.00	0		0		0
grade beams - 12" x 30" (1,071lf) A11		126 cy	1,300.00	163,800	126	163,800		0
miscellaneous foundations A11 +		8,019 sf	1.00	8,019	8,019	8,019		0
Subtotal Foundations		8,019 sf	139.13	1,115,684	8,019	1,115,684	0	0
On Grade								
slab on grade - 6" w/10mil vapor barrier A21 +		2,462 sf	10.75	26,467	2,462	26,467		0
slab on grade - 8" w/10mil vapor barrier A21 +		2,286 sf	11.75	26,861	2,286	26,861		0
slab on grade - 12" A21 +		781 sf	15.00	11,715	781	11,715		0
strong floor - 24" (strong floor) A21 +		2,490 sf	27.00	67,230	2,490	67,230		0
elevator pit - NIC A21		no	11,200.00	0		0		0
access hatch 6'-0" x 6'-0" A21		4,500 no	1.00	4,500	4,500	4,500		0
pits, pads, & detailing A21		8,019 sf	2.50	20,048	8,019	20,048		0
Subtotal On Grade		8,019 sf	19.56	156,820	8,019	156,820	0	0
Floor Structure								
strong floor - 36" A22 +		2,517 sf	100.00	251,700	2,517	251,700		0
strong wall - CIP concrete - 36" A22		1,745 sf	125.00	218,125	1,745	218,125		0
elevated slab A22		700 sf	35.00	24,500	700	24,500		0
Subtotal Floor Structure		2,517 sf	196.39	494,325	2,517	494,325	0	0
Basement Walls								
CIP concrete wall - 12" A31 +		3,553 sf	51.00	181,203	3,553	181,203		0
CIP concrete - 24" A31 +		2,625 sf	105.00	275,625	2,625	275,625		0
CIP concrete - 36" A31 +		347 sf	125.00	43,375	347	43,375		0
CIP concrete - 60" A31 +		186 sf	149.00	27,714	186	27,714		0
Subtotal Basement Walls		6,711 sf	78.66	527,917	6,711	527,917	0	0
Partitions								
concrete, 24", see A section B11 +		1,800 sf	0.00	0	1,800	0		0
concrete, 36", strong wall, see A section B11 +		sf	0.00	0		0		0
Subtotal Partitions		1,800 sf	0.00	0	1,800	0	0	0
Flooring								



TRADE ESTIMATE					01 Base		02 Offsite	
Description	Element	Quantity	Rate	\$	Quantity	\$	Quantity	\$
polished concrete - tbd	B21 +	sf	4.00	0		0		0
sealed concrete, throughout	B21 +	9,550 sf	1.25	11,938	9,550	11,938		0
Subtotal Flooring		9,550 sf	1.25	11,938	9,550	11,938	0	0
Paving & Structure								
concrete pavement (pedestrian)	D11 +	11,949 sf	7.50	89,618	7,797	58,478	4,152	31,140
Subtotal Paving & Structure		11,949 sf	7.50	89,618	7,797	58,478	4,152	31,140
Total 03000 Concrete		48,565 sf	49.34	2,396,301	44,413	2,365,161	4,152	31,140
TOTAL 03 CONCRETE				2,396,301	2,365,161	31,140		
05 METALS								
05000 Metals								
Floor Structure								
steel inserts (wall and floor)	A22	331 no	600.00	198,600	331	198,600		0
Subtotal Floor Structure		sf		198,600	0	198,600	0	0
Stairs, Miscellaneous								
egress stairs - full flight	A22	4 ft	12,500.00	50,000	4	50,000		0
miscellaneous metals	A22 +	11,522 sf	1.50	17,283	11,522	17,283		0
Subtotal Stairs, Miscellaneous		11,522 sf	5.84	67,283	11,522	67,283	0	0
Roof Structure								
metal deck - 1.5" - included below	A23 +	8,019 sf	0.00	0	8,019	0		0
PEMB structural steel - 20.7psf - allow	A23	83 tns	3,600.00	298,800	83	298,800		0
structural steel connections - 10% - allow	A23	8 tns	3,600.00	28,800	8	28,800		0
Subtotal Roof Structure		8,019 sf	40.85	327,600	8,019	327,600	0	0
Roofing								
roof access ladder	A34	1 no	8,500.00	8,500	1	8,500		0
Subtotal Roofing		sf		8,500	0	8,500	0	0
Railings								
painted metal guard and handrail	B11 +	90 lf	150.00	13,500	90	13,500		0
Subtotal Railings		90 lf	150.00	13,500	90	13,500	0	0
Equipment - Other								
steel inserts - see A section (243 in floor, 96 in wall)	B32	339 no	0.00	0	339	0		0
Subtotal Equipment - Other				0	0	0	0	0
Improvements								
chainlink fence - 8'-0" h	D11	100 lf	35.00	3,500	100	3,500		0
gate - 8'-0" h	D11	2 no	500.00	1,000	2	1,000		0
Subtotal Improvements				4,500	0	4,500	0	0
Total 05000 Metals		19,631 sf	31.58	619,983	19,631	619,983	0	0
TOTAL 05 METALS				619,983	619,983	0		
06 WOOD/PLASTIC								
06000 Wood/Plastics								
Casework								
note: casework as plam	B31							
casework - n/a	B31 +	sf	350.00	0		0		0
Subtotal Casework		sf		0	0	0	0	0
Total 06000 Wood/Plastics				0	0	0	0	0
TOTAL 06 WOOD/PLASTIC				0	0	0		
07 THERMAL/MOISTURE PROTECTION								



TRADE ESTIMATE					01 Base		02 Offsite	
Description	Element	Quantity	Rate	\$	Quantity	\$	Quantity	\$
07000 Thermal/Moisture Protection								
Floor Structure								
fireproofing - tbd	A22	sf	0.00	0		0		0
Subtotal Floor Structure		sf		0	0	0	0	0
Roof Structure								
fireproofing - tbd	A23	sf	0.00	0		0		0
Subtotal Roof Structure		sf		0	0	0	0	0
Basement Walls								
waterproofing & drainage board	A31	3,553 sf	10.00	35,530	3,553	35,530		0
Subtotal Basement Walls		sf		35,530	0	35,530	0	0
Cladding								
metal panel, PEMB	A32 +	16,680 sf	16.00	266,880	16,680	266,880		0
vinyl coated insulation	A32	16,680 sf	1.25	20,850	16,680	20,850		0
Subtotal Cladding		16,680 sf	17.25	287,730	16,680	287,730	0	0
Backup								
no backup, PEMB	A32 +	10,938 sf	0.00	0	10,938	0		0
Subtotal Backup		10,938 sf	0.00	0	10,938	0	0	0
Roofing								
TPO membrane - 60mil	A34 +	2,939 sf	16.00	47,024	2,939	47,024		0
roof covering, PEMB	A34 +	5,080 sf	16.00	81,280	5,080	81,280		0
parapet backs - no insulation	A34	1,668 sf	8.00	13,344	1,668	13,344		0
metal coping - tbd	A34	lf	20.00	0		0		0
gutters & downspouts	A34	643 lf	18.00	11,574	643	11,574		0
flashing & accessories	A34	8,019 sf	1.50	12,029	8,019	12,029		0
vinyl coated insulation	A34	5,080 sf	1.25	6,350	5,080	6,350		0
Subtotal Roofing		8,019 sf	21.40	171,601	8,019	171,601	0	0
Base								
caulk, throughout	B21 +	1,600 lf	1.25	2,000	1,600	2,000		0
Subtotal Base		1,600 lf	1.25	2,000	1,600	2,000	0	0
Total 07000 Thermal/Moisture Protection		37,237 sf	13.34	496,861	37,237	496,861	0	0
TOTAL 07 THERMAL/MOISTURE PROTECTION				496,861	496,861	0		
08 DOORS/WINDOWS								
08000 Doors/Windows								
Windows								
aluminum storefront (dark bronze)	A33 +	287 sf	67.00	19,229	287	19,229		0
overhead coiling doors (See A33 Entrances)	A33 +	412 sf	0.00	0	412	0		0
Subtotal Windows		699 sf	27.51	19,229	699	19,229	0	0
Entrances								
glazed entrances	A33 *	4 no	3,750.00	15,000	4	15,000		0
hollow metal entrances	A33 *	10 no	2,500.00	25,000	10	25,000		0
overhead coiling doors 14'-00" x 14'-00" ea	A33 *	1 no	13,500.00	13,500	1	13,500		0
overhead coiling doors 16'-00" x 14'-00" ea	A33 *	1 no	16,800.00	16,800	1	16,800		0
auto openers - allow	A33	2 no	4,000.00	8,000	2	8,000		0
Subtotal Entrances		16no	4,893.75	78,300	16	78,300	0	0
Doors, Frames, Hardware								
doors	B12 *	10 no	2,250.00	22,500	10	22,500		0
Subtotal Doors, Frames, Hardware		10no	2,250.00	22,500	10	22,500	0	0
Total 08000 Doors/Windows		725 sf	165.56	120,029	725	120,029	0	0
TOTAL 08 DOORS/WINDOWS				120,029	120,029	0		



TRADE ESTIMATE					01 Base		02 Offsite	
Description	Element	Quantity	Rate	\$	Quantity	\$	Quantity	\$
09 FINISHES								
09000 Finishes								
Backup								
backup - allow	A32 +	5,742 sf	12.00	68,904	5,742	68,904		0
Subtotal Backup		5,742 sf	12.00	68,904	5,742	68,904	0	0
Partitions								
	B11							
rated partition	B11 +	1,800 sf	12.00	21,600	1,800	21,600		0
demising wall	B11 +	1,180 sf	29.00	34,220	1,180	34,220		0
drywall assemblies	B11 +	480 sf	8.50	4,080	480	4,080		0
furring and boxing, tbd	B11 +	sf	10.00	0		0		0
Subtotal Partitions		3,460 sf	17.31	59,900	3,460	59,900	0	0
Flooring								
rubber tread and riser, assume	B21	271 sf	12.00	3,252	271	3,252		0
lab painted pathway, 3'6" thick - tbd	B21	2,260 sf	3.00	6,780	2,260	6,780		0
moisture mitigation, assume not required	B21	sf	0.00	0		0		0
Subtotal Flooring		sf		10,032	0	10,032	0	0
Ceilings								
suspended gyp	B22 +	306 sf	11.00	3,366	306	3,366		0
acoustical panel ceiling, premanufacture assembly	B22	sf	7.00	0		0		0
paint exposed, assume high bay	B22 +	4,647 sf	2.00	9,294	4,647	9,294		0
exposed (no paint)	B22 +	4,597 sf	0.00	0	4,597	0		0
Subtotal Ceilings		9,550 sf	1.33	12,660	9,550	12,660	0	0
Wall Finishes								
ceramic tiling, assume 8' ht	B23 +	750 sf	13.00	9,750	750	9,750		0
paint on concrete [basement] - tbd	B23 +	sf	2.00	0		0		0
paint - allow for high bay	B23 +	5,000 sf	1.00	5,000	5,000	5,000		0
high bay strong wall, assume paint not required	B23	sf	0.00	0		0		0
no finish, exposed	B23 +	35,200 sf	0.00	0	35,200	0		0
Subtotal Wall Finishes		40,950 sf	0.36	14,750	40,950	14,750	0	0
Total 09000 Finishes		59,702 sf	2.78	166,246	59,702	166,246	0	0
TOTAL 09 FINISHES				166,246	166,246	0		
10 SPECIALTIES								
10000 Specialties								
Projections - Area Based								
exterior signage - allow - see alternate	A35	25,000 ls	0.00	0	25,000	0		0
Subtotal Projections - Area Based				0	0	0	0	0
Fittings - Misc								
lavatories and toilets, mop sinks	B31	5 no	290.00	1,450	5	1,450		0
lockers, metal, nic	B31	no	490.00	0		0		0
cornerguards allow	B31	10 no	200.00	2,000	10	2,000		0
room signage, code minimum	B31 *	12 rm	350.00	4,200	12	4,200		0
fire extinguisher	B31	6 no	250.00	1,500	6	1,500		0
Subtotal Fittings - Misc		12rm	762.50	9,150	12	9,150	0	0
Total 10000 Specialties		12	762.50	9,150	12	9,150	0	0
TOTAL 10 SPECIALTIES				9,150	9,150	0		



TRADE ESTIMATE					01 Base		02 Offsite	
Description	Element	Quantity	Rate	\$	Quantity	\$	Quantity	\$
11 EQUIPMENT								
11000 Equipment								
Equipment - AV								
av equipment, assume by owner	B32	ls	0.00	0		0		0
Subtotal Equipment - AV				0	0	0	0	0
Equipment - Other								
hydraulic system manifold, filter, piping, balance - see C23	B32	no	0.00	0		0		0
owner furnished equipment, testing machine, welding canopy hood, flammable cabinet, hose reel, power cord reel - by owner	B32	ls	1.00	0		0		0
Subtotal Equipment - Other				0	0	0	0	0
Total 11000 Equipment				0	0	0	0	0
TOTAL 11 EQUIPMENT				0	0	0	0	0
12 FURNISHINGS								
12000 Furnishings								
Fittings - Misc								
roller window shades, allow	B31	200 sf	8.00	1,600	200	1,600		0
Subtotal Fittings - Misc		rm		1,600	0	1,600	0	0
Total 12000 Furnishings				1,600	0	1,600	0	0
TOTAL 12 FURNISHINGS				1,600	1,600	0	0	0
13 SPECIAL CONSTRUCTION								
13010 Special Construction								
Cooling Plant								
hydraulic system (pumps, piping, storage tanks, compressors, actuators, etc)	C13	250,000 ls	1.00	250,000	250,000	250,000		0
Subtotal Cooling Plant		ton		250,000	0	250,000	0	0
Total 13010 Special Construction				250,000	0	250,000	0	0
TOTAL 13 SPECIAL CONSTRUCTION				250,000	250,000	0	0	0
14 CONVEYING SYSTEMS								
14000 Elevators & Conveying								
Elevators								
passenger 1 cab, standard cab finish, hydraulic - see alternate	B33 *	stp	45,200.00	0		0		0
Subtotal Elevators		stp		0	0	0	0	0
Conveyances								
crane, double girder - 20-ton capacity	B33	1 no	121,000.00	121,000	1	121,000		0
Subtotal Conveyances				121,000	0	121,000	0	0
Total 14000 Elevators & Conveying				121,000	0	121,000	0	0
TOTAL 14 CONVEYING SYSTEMS				121,000	121,000	0	0	0
21 FIRE PROTECTION								
21000 Fire Protection								
Sprinklers								
fire pump & jockey pump, 65hp	C12	1 no	32,000.00	32,000	1	32,000		0



TRADE ESTIMATE					01 Base		02 Offsite	
Description	Element	Quantity	Rate	\$	Quantity	\$	Quantity	\$
break tank - not required	C12	1 no	0.00	0	1	0		0
fire department connection	C12	1 no	8,500.00	8,500	1	8,500		0
double check valve assembly	C12	1 no	12,500.00	12,500	1	12,500		0
fire mains - 8"	C12	165 lf	65.00	10,725	165	10,725		0
complete sprinkler coverage	C12 +	11,522 sf	3.50	40,327	11,522	40,327		0
fire protection - see alternate (value credited)	C12	-104,052 ls	1.00	-104,052	-104,052	-104,052		0
Subtotal Sprinklers		11,522 sf		0	11,522	0	0	0
Total 21000 Fire Protection		11,522 sf		0	11,522	0	0	0
TOTAL 21 FIRE PROTECTION				0	0	0	0	0
22 PLUMBING								
22000 Plumbing								
Equipment								
water meter	C11	1 no	3,600.00	3,600	1	3,600		0
backflow preventer	C11	3 no	8,960.00	26,880	3	26,880		0
double check valve assembly	C11	1 no	7,350.00	7,350	1	7,350		0
water softener	C11	1 no	15,000.00	15,000	1	15,000		0
point of use instantaneous electric water heaters	C11	3 no	2,500.00	7,500	3	7,500		0
oil separator - see site	C11	1 no	0.00	0	1	0		0
compressed air module - (2)25hp, 200gal tank	C11	1 no	36,000.00	36,000	1	36,000		0
shop air dryer - re Fridgerated	C11	2 no	4,750.00	9,500	2	9,500		0
sump pump	C11	3 no	2,115.00	6,345	3	6,345		0
BIM coordination	C11	11,522 sf	0.50	5,761	11,522	5,761		0
Subtotal Equipment				117,936	0	117,936	0	0
Major Domestic Fixtures								
water closets	C11 *	2 no	1,465.00	2,930	2	2,930		0
lavatories	C11 *	2 no	1,310.00	2,620	2	2,620		0
mop sink basins	C11 *	1 no	1,580.00	1,580	1	1,580		0
misc. fixtures - allow	C11 *	2 no	1,425.00	2,850	2	2,850		0
emergency showers w/ POI water heater - allow	C11 *	2 no	2,800.00	5,600	2	5,600		0
Subtotal Major Domestic Fixtures		9no		15,580	9	15,580	0	0
Minor Domestic Fixtures								
minor fixtures (hose bibs, hose reels, trap primers, floor drains, etc.)	C11 +	11,522 sf	1.70	19,587	11,522	19,587		0
floor sinks - included in number above	C11	6 no	0.00	0	6	0		0
hose bibs - included in number above	C11	1 no	0.00	0	1	0		0
Subtotal Minor Domestic Fixtures		11,522 sf		19,587	11,522	19,587	0	0
Piping								
water piping	C11 +	750 lf	51.00	38,250	750	38,250		0
waste & vent piping	C11 +	600 lf	57.00	34,200	600	34,200		0
storm drainage - n/a	C11 +	lf	92.00	0		0		0
compressed air	C11 +	370 lf	46.00	17,020	370	17,020		0
heat trace	C11	7,500 ls	1.00	7,500	7,500	7,500		0
misc piping	C11 +	200 lf	56.00	11,200	200	11,200		0
Subtotal Piping		1,920 lf		108,170	1,920	108,170	0	0
Total 22000 Plumbing		13,451		261,273	13,451	261,273	0	0
TOTAL 22 PLUMBING				261,273	261,273	0	0	0



TRADE ESTIMATE					01 Base		02 Offsite	
Description	Element	Quantity	Rate	\$	Quantity	\$	Quantity	\$
23000 Mechanical								
Air Handling Units								
RTU-1,2 - CV, DX cooling, electric reheat	C13 +	11,000 cf	7.36	80,960	11,000	80,960		0
RTU-3 - VAV, DX cooling, electric reheat	C13 +	1,950 cf	9.05	17,648	1,950	17,648		0
roof curb - 4' premium	C13	3 no	7,500.00	22,500	3	22,500		0
Subtotal Air Handling Units		12,950cfm		121,108	12,950	121,108	0	0
Fans								
EF-1	C13	550 cf	4.55	2,503	550	2,503		0
REA-1,2,3	C13	1,200 cf	3.45	4,140	1,200	4,140		0
Subtotal Fans				6,643	0	6,643	0	0
Cooling Plant								
fluid cooler	C13 +	77 ton	1,255.00	96,008	77	96,008		0
process chilled water pumps - 142 gpm	C13	1 no	11,425.00	11,425	1	11,425		0
balance of plant	C13	30,000 ls	1.00	30,000	30,000	30,000		0
Subtotal Cooling Plant		77ton		137,433	77	137,433	0	0
Air Distribution								
ductwork (0.4lbs/sf)	C13 +	4,610 lbs	9.70	44,717	4,610	44,717		0
insulation	C13	2,660 sf	4.00	10,640	2,660	10,640		0
CV terminal boxes w/ electric heating coils	C13	2 no	1,200.00	2,400	2	2,400		0
misc HVAC (diffusers, grilles, plenums, dampers, etc.)	C13	11,522 sf	3.35	38,599	11,522	38,599		0
diffusers - included in value above	C13	3 no	0.00	0	3	0		0
Subtotal Air Distribution		4,610lbs		96,356	4,610	96,356	0	0
Terminal Units								
reheat coils - electric	C13 *	2 no	515.00	1,030	2	1,030		0
DX split system condensing unit	C13 *	2 no	9,710.00	19,420	2	19,420		0
DX split system evaporator unit	C13 *	2 no	4,000.00	8,000	2	8,000		0
Subtotal Terminal Units		6no		28,450	6	28,450	0	0
Piping								
chilled water piping	C13 +	285 lf	120.00	34,200	285	34,200		0
hydraulic piping - see hydraulic system in C133	C13	lf	0.00	0		0		0
split system refrigerant piping	C13 + C13	100 lf	34.00	3,400	100	3,400		0
headend equipment connections	C13	2 no	3,430.00	6,860	2	6,860		0
terminal unit connections	C13	4 no	570.00	2,280	4	2,280		0
Subtotal Piping		385 lf		46,740	385	46,740	0	0
Miscellaneous								
testing, balancing, 3rd party assist, as-builts, BIM, misc HVAC	C13	11,522 sf	1.10	12,674	11,522	12,674		0
Subtotal Miscellaneous				12,674	0	12,674	0	0
Controls								
Building Automation	C14	0						
RTUs - 10pts each	C14 *	20 pts	1,330.00	26,600	20	26,600		0
fans - 3pts each	C14 *	12 pts	1,330.00	15,960	12	15,960		0
fluid cooling system	C14 *	20 pts	1,330.00	26,600	20	26,600		0
sump pumps, subdrainage pumps - 4pts each	C14 *	12 pts	1,330.00	15,960	12	15,960		0
chilled water pumps - 8pts	C14 *	8 pts	1,330.00	10,640	8	10,640		0
	C14							
Terminal Units	C14							
reheat coils - 2pts each	C14 *	4 pts	505.00	2,020	4	2,020		0
DX split system condensing unit - 4pts each	C14 *	8 pts	505.00	4,040	8	4,040		0
DX split system evaporator unit - 4pts each	C14 *	8 pts	505.00	4,040	8	4,040		0



TRADE ESTIMATE					01 Base		02 Offsite	
Description	Element	Quantity	Rate	\$	Quantity	\$	Quantity	\$
misc electrical/coordination	C14 *	7 pts	505.00	3,535	7	3,535		0
bacnet system - see alternate (value credited)	C14	-80,000 ls	1.00	-80,000	-80,000	-80,000		0
Subtotal Controls		99pts		29,395	99	29,395	0	0
Total 23000 Mechanical		18,127cfm		478,797	18,127	478,797	0	0
TOTAL 23 HVAC & CONTROLS				478,797	478,797	0	0	0
26 ELECTRICAL								
26000 Electrical								
Normal Service & Distribution								
incoming LV feeder	C21	50 lf	350.00	17,500	50	17,500		0
switchboard	C21 +	2,500 A	55.00	137,500	2,500	137,500		0
distribution board - 600A	C21	1 no	10,150.00	10,150	1	10,150		0
distribution board - 250A	C21	1 no	7,300.00	7,300	1	7,300		0
transformer - 75kva	C21	1 no	8,900.00	8,900	1	8,900		0
panelboards - 208V	C21	3 no	4,285.00	12,855	3	12,855		0
feeder - 600A	C21	30 lf	210.00	6,300	30	6,300		0
feeder - 250A	C21	30 lf	88.00	2,640	30	2,640		0
feeder - 175A	C21	30 lf	47.00	1,410	30	1,410		0
feeder - 100A	C21	90 lf	35.00	3,150	90	3,150		0
grounding & metering	C21	12,500 ls	1.00	12,500	12,500	12,500		0
Subtotal Normal Service & Distribution		2,500 A		220,205	2,500	220,205	0	0
Emergency Service & Distribution								
generator - TBD	C21		0.00	0		0		0
UPS - OFOI	C21	ls	1.00	0		0		0
Subtotal Emergency Service & Distribution				0	0	0	0	0
Motor Wiring & Control								
instantaneous water heaters	C21	4 no	400.00	1,600	4	1,600		0
air compressor skid	C21	2 no	1,715.00	3,430	2	3,430		0
RTUs	C21	3 no	4,000.00	12,000	3	12,000		0
fans	C21	2 no	855.00	1,710	2	1,710		0
hydraulic pumps	C21	1 no	1,715.00	1,715	1	1,715		0
fluid cooler	C21	1 no	4,000.00	4,000	1	4,000		0
reheat coils	C21	2 no	455.00	910	2	910		0
condensing units	C21	2 no	1,140.00	2,280	2	2,280		0
evaporator unit	C21	2 no	855.00	1,710	2	1,710		0
elevator	C21	no	12,500.00	0		0		0
fire pump	C21	no	7,500.00	0		0		0
heat trace control panels	C21	2 no	1,750.00	3,500	2	3,500		0
Subtotal Motor Wiring & Control				32,855	0	32,855	0	0
Lighting								
LA - 4' recessed LED	C22 *	4 no	343.00	1,372	4	1,372		0
LB - 4' LED striplight	C22 *	43 no	296.00	12,728	43	12,728		0
LC - 2' LED linear high bay	C22 *	27 no	570.00	15,390	27	15,390		0
FA - 4' linear surface mounted	C22 *	2 no	400.00	800	2	800		0
exit lights	C22 *	20 no	250.00	5,000	20	5,000		0
wiring & switches	C22	96 no	125.00	12,000	96	12,000		0
occupancy sensors	C22	4 no	155.00	620	4	620		0
lighting controls	C22	11,522 sf	1.65	19,011	11,522	19,011		0
Subtotal Lighting		96no		66,921	96	66,921	0	0
Devices								
devices	C22 +	11,522 sf	571 3.35	38,599	11,522	38,599		0



TRADE ESTIMATE					01 Base		02 Offsite	
Description	Element	Quantity	Rate	\$	Quantity	\$	Quantity	\$
duplex receptacles, included above	C22	10 no	0.00	0	10	0		0
double duplex receptacles, included above	C22	2 no	0.00	0	2	0		0
Subtotal Devices		11,522 sf		38,599	11,522	38,599	0	0
Security Systems								
security - empty conduit only	C23 +	11,522 sf	0.50	5,761	11,522	5,761		0
CCTV camera - fixed	C23	5 no	0.00	0	5	0		0
request to exit	C23	16 no	0.00	0	16	0		0
card readers	C23	7 no	0.00	0	7	0		0
Subtotal Security Systems		11,522 sf		5,761	11,522	5,761	0	0
Other Systems								
lightning protection	C23	11,522 sf	0.57	6,568	11,522	6,568		0
AV conduit	C23	11,522 sf	0.28	3,226	11,522	3,226		0
misc electrical	C23	11,522 sf	0.28	3,226	11,522	3,226		0
electrical coordination	C23	11,522 sf	0.28	3,226	11,522	3,226		0
Subtotal Other Systems				16,246	0	16,246	0	0
Building Services								
pad mounted transformer - 14.4kV	D13	1 no	65,000.00	65,000	1	65,000		0
primary cable	D13	800 lf	90.00	72,000	800	72,000		0
electrical ductbank	D13 +	2,015 lf	187.00	376,805	800	149,600	1,215	227,205
electrical - connect to existing	D13	1 no	11,310.00	11,310	1	11,310		0
overhead power	D13 +	lf	50.00	0		0		0
sectionalizing cabinet	D13	no	60,000.00	0		0		0
Subtotal Building Services		2,015 lf	260.60	525,115	800	297,910	1,215	227,205
Site Lighting & Services								
site lighting - pole mounted LEDs	D13	10 no	10,000.00	100,000	10	100,000		0
Subtotal Site Lighting & Services				100,000	0	100,000	0	0
Total 26000 Electrical		27,655 A		1,005,702	26,440	778,497	1,215	227,205
TOTAL 26 ELECTRICAL				1,005,702	778,497	227,205		
27 COMMUNICATIONS								
27000 Communications								
Tel/Data								
tel/data outlets - 1-port	C23	5 no	143.00	715	5	715		0
tel/data outlets - 1-port/voice information outlet	C23	1 no	200.00	200	1	200		0
tel/data outlets - 2-port	C23	2 no	143.00	286	2	286		0
wireless access points	C23	2 no	143.00	286	2	286		0
cable tray	C23	25 lf	34.00	850	25	850		0
misc conduit & infrastructure	C23	11,522 sf	0.57	6,568	11,522	6,568		0
cabling & jacks - 1-port	C23	6 no	290.00	1,740	6	1,740		0
cabling & jacks - 2-port	C23	4 no	440.00	1,760	4	1,760		0
IT closet fitout	C23	1 no	10,000.00	10,000	1	10,000		0
conduit sleeves	C23	4 no	331.00	1,324	4	1,324		0
backbone & miscellaneous 5G	C23	5,000 ls	1.00	5,000	5,000	5,000		0
Subtotal Tel/Data				28,729	0	28,729	0	0
Building Services								
incoming fiber	D13	20,000 ls	1.00	20,000	20,000	20,000		0
tel/com ductbank	D13 +	210 lf	235.00	49,350	210	49,350		0
tel/com - connect to existing	D13	1 no	11,310.00	11,310	1	11,310		0
Subtotal Building Services		210 lf	384.10	80,660	210	80,660	0	0
Total 27000 Communications		210		109,389	210	109,389	0	0
TSUS Board of Regents Quarterly Meeting				572				
December 7, 2020 (Postponed from Nov. 19, 2020)								



TRADE ESTIMATE					01 Base		02 Offsite	
Description	Element	Quantity	Rate	\$	Quantity	\$	Quantity	\$
TOTAL 27 COMMUNICATIONS				109,389	109,389	0		
28 FIRE ALARM & SECURITY								
28000 Fire Alarm & Security								
Fire Alarm								
fire alarm	C23 +	11,522 sf	3.00	34,566	11,522	34,566		0
main fire alarm panel	C23	1 no	0.00	0	1	0		0
manual pull stations	C23	9 no	0.00	0	9	0		0
AV alarms	C23	9 no	0.00	0	9	0		0
Subtotal Fire Alarm		11,522 sf		34,566	11,522	34,566	0	0
Total 28000 Fire Alarm & Security		11,522 sf		34,566	11,522	34,566	0	0
TOTAL 28 FIRE ALARM & SECURITY				34,566	34,566	0		
29 FIRE PUMP ROOM								
29100 Fire Pump Room								
remove fire pump room	D22	218 sf	-110.00	-23,980	218	-23,980		0
Total 29100 Fire Pump Room				-23,980	0	-23,980	0	0
TOTAL 29 FIRE PUMP ROOM				-23,980	-23,980	0		
31 EARTHWORK								
31000 Earthwork								
Foundations								
perimeter foundation drain	A11	543 lf	34.00	18,462	543	18,462		0
Subtotal Foundations		sf		18,462	0	18,462	0	0
Earthwork								
bulk excavation & haul away	A12 +	3,564 cy	18.00	64,152	3,564	64,152		0
foundation excavation & haul away	A12 +	920 cy	18.00	16,560	920	16,560		0
working space excavation & haul away	A12 +	2,000 cy	18.00	36,000	2,000	36,000		0
imported TXDOT backfill (Basement: 2'-0" & L1: 6'-0")	A12	1,365 cy	26.00	35,490	1,365	35,490		0
dewatering & obstruction removal - allow	A12	20,000 ls	1.00	20,000	20,000	20,000		0
rock penetration - nic	A12	ls	0.00	0		0		0
Subtotal Earthwork		6,484 cy	26.56	172,202	6,484	172,202	0	0
Retention								
soil retention - NIC	A12		0.00	0		0		0
Subtotal Retention				0	0	0	0	0
Site Preparation								
strip & prepare site	D11	334,665 sf	0.40	133,866	131,020	52,408	203,645	81,458
grading	D11 +	295,385 sf	0.30	88,616	123,001	36,900	172,384	51,715
drainage channel - excavation (curlex & rip rap areas)	D11 +	150,621 sf	1.50	225,932		0	150,621	225,932
erosion control	D11	334,665 sf	0.15	50,200	131,020	19,653	203,645	30,547
detention pond	D11	1,045 cy	17.00	17,765	1,045	17,765		0
Subtotal Site Preparation		446,006 sf	1.16	516,378	123,001	126,726	323,005	389,651
Site Drainage & Services								
junction box	D12	2 no	14,125.00	28,250		0	2	28,250
detention pond - see D11	D12	ls	0.00	0		0		0
Subtotal Site Drainage & Services				28,250	0	0	0	28,250



TRADE ESTIMATE					01 Base		02 Offsite	
Description	Element	Quantity	Rate	\$	Quantity	\$	Quantity	\$
Total 31000 Earthwork		452,490 sf	1.62	735,292	129,485	317,390	323,005	417,901
TOTAL 31 EARTHWORK				735,292	317,390	417,901		
32 PAVING, LANDSCAPING, SITE IMPROVEM								
32000 Paving, Landscape, Improvements								
Paving & Structure								
asphalt pavement (vehicular)	D11 +	45,664 sf	6.00	273,984	28,053	168,318	17,611	105,666
lime stabilized base - 11"	D11 +	26,625 sf	2.25	59,906	26,625	59,906		0
maintenance band	D11 +	291 sf	5.00	1,455	291	1,455		0
rip rap	D11 +	20,356 sf	2.50	50,890		0	20,356	50,890
concrete curb - 6"	D11	2,989 lf	17.00	50,813	1,734	29,478	1,255	21,335
Subtotal Paving & Structure		92,936 sf	4.70	437,048	54,969	259,157	37,967	177,891
Planting								
vegetated - curlex - allow	D11 +	130,265 sf	0.15	19,540		0	130,265	19,540
hydroseed	D11 +	59,012 sf	0.20	11,802	59,012	11,802		0
planting - groundcover, grasses, perennials, etc.	D11 +	1,223 sf	7.50	9,173	1,223	9,173		0
shade trees	D11	3 no	1,150.00	3,450	3	3,450		0
ornamental trees	D11	3 no	600.00	1,800	3	1,800		0
planting soil & mulch	D11	825 cy	42.00	34,650	825	34,650		0
irrigation	D11	1,223 sf	3.00	3,669	1,223	3,669		0
temp irrigation - (hydroseed & vegetated areas)	D11	189,277 sf	0.15	28,392	59,012	8,852	130,265	19,540
Subtotal Planting		190,500 sf	0.59	112,475	60,235	73,396	130,265	39,080
Total 32000 Paving, Landscape, Improvemen		283,436 sf	1.94	549,523	115,204	332,553	168,232	216,971
TOTAL 32 PAVING, LANDSCAPING, SITE IMPROVEMENTS				549,523	332,553	216,971		
33 STE UTILITIES								
33000 Site Utilities								
Building Services								
oil separator - not required	D12	no	0.00	0		0		0
fire hydrant & double check assemblies - allow	D12	1 no	8,500.00	8,500	1	8,500		0
water - 12"	D12 +	833 lf	138.50	115,371		0	833	115,371
water - 8"	D12 +	410 lf	90.50	37,105	410	37,105		0
water - 6"	D12 +	80 lf	73.50	5,880	80	5,880		0
water - 3"	D12 +	910 lf	55.65	50,642	910	50,642		0
water - connect to existing	D12	3 no	3,960.00	11,880	2	7,920	1	3,960
sanitary - 6"	D12 +	275 lf	79.20	21,780	275	21,780		0
sanitary manhole	D12	1 no	5,930.00	5,930	1	5,930		0
sanitary - connect to existing	D12	1 no	3,960.00	3,960	1	3,960		0
gas - tbd - see alternate	D12	lf	60.00	0		0		0
gas - CTE - see alternate	D12	no	3,960.00	0		0		0
meter and backflow preventer - see C11	D12	no	0.00	0		0		0
Plumbing								
bore allowance	D12	10,000 ls	1.00	10,000	10,000	10,000		0
Subtotal Building Services		2,508 lf	108.07	271,047	1,675	151,717	833	119,331
Site Drainage & Services								
remove storm, Off Site	D12	180 lf	40.00	7,200		0	180	7,200
storm - 36" RCP	D12 +	685 lf	130.00	89,050	230	29,900	455	59,150
storm - 24" RCP	D12 +	135 lf	96.50	13,028	110	10,615	25	2,413



TRADE ESTIMATE					01 Base		02 Offsite	
Description	Element	Quantity	Rate	\$	Quantity	\$	Quantity	\$
storm - 18" RCP	D12 +	240 lf	85.00	20,400	200	17,000	40	3,400
curb inlet	D12	5 no	11,290.00	56,450	1	11,290	4	45,160
grate/area inlet	D12	2 no	1,695.00	3,390	2	3,390		0
headwall	D12	9 no	5,645.00	50,805	5	28,225	4	22,580
Subtotal Site Drainage & Services		1,060 lf	226.72	240,323	540	100,420	520	139,903
Total 33000 Site Utilities		3,568 lf	143.32	511,370	2,215	252,137	1,353	259,233
TOTAL 33 STE UTILITIES				511,370	252,137	259,233		
40 GENERAL CONDITIONS								
40100 General Conditions								
General Conditions	Z11 +	8.0% ls		627,448	8.0%	535,252	8.0%	92,196
Building Permit	Z11 +	.0% ls		0	.0%	0	.0%	0
Total 40100 General Conditions		0 ls		627,448	0	535,252	0	92,196
40150 CM Fee								
Profit/Fee/Risk	Z12 +	5.5% ls		431,371	5.5%	367,986	5.5%	63,385
Total 40150 CM Fee		0 ls		431,371	0	367,986	0	63,385
TOTAL 40 GENERAL CONDITIONS				1,058,819	903,238	155,581		
41 INSURANCE & BONDS								
41100 Insurance & Bonds								
Insurance	Z11 +	1.5% ls		117,647	1.5%	100,360	1.5%	17,287
Subcontractor Bonding	Z11 +	1.0% ls		78,431	1.0%	66,907	1.0%	11,524
Total 41100 Insurance & Bonds		0 ls		196,078	0	167,266	0	28,811
TOTAL 41 INSURANCE & BONDS				196,078	167,266	28,811		
42 CONTINGENCY								
42100 Contingency								
Design Stage Contingency	Z21 +	7.0% ls		550,137	6.5%	434,892	10.0%	115,245
Escalation Contingency	Z22 +	.0% ls		0	.0%	0	.0%	0
Construction Contingency - bid	Z23 +	.0% ls		0	.0%	0	.0%	0
Ancillary Costs	Z31 +	.0% ls		0	.0%	0	.0%	0
Total 42100 Contingency		0 ls		550,137	0	434,892	0	115,245
TOTAL 42 CONTINGENCY				550,137	434,892	115,245		
TOTAL CONSTRUCTION COSTS				9,844,212	8,363,314	1,480,898		

TAB 06

TOTAL PROJECT COST



The rising STAR of Texas

Alamo
ARCHITECTS

TOTAL PROJECT COST

Total Estimated Construction Cost:	\$12,735,840.00
Construction Cost Limitation (CCL):	\$12,735,840.00
Owner's Construction Contingency	\$636,792.00
Architect/Engineer Fees:	\$1,340,317.00
Furnishings and Equipment:	\$914,020.00
Owner Contracted Services / Other Work:	\$953,005.00
Owner Provided Services / Miscellaneous	\$607,579.00
Project Contingency:	\$515,706.00
Project Management Administrative Fees:	\$531,095.00
Landscape Enhancement:	000.00
Public Art:	000.00
Estimated Total Project Cost:	\$18,234,354.00

This budget represents the University's best estimate of project costs at this stage of design, based upon third-party estimates reconciled between the architect's cost estimating consultant, Vermeulens.

TAB 07
COST COMPARISON



The rising STAR of Texas

Alamo
ARCHITECTS

COST COMPARISON TO SIMILAR PROJECTS

Owner	University of Texas at San Antonio	University of Kansas	Texas A & M University	University of Texas at San Antonio	University of Texas at San Antonio	Texas State University
Location	San Antonio, Texas	Lawrence, Kansas	College Station, Texas	San Antonio, Texas	San Antonio, Texas	San Marcos, Texas
Bid Date	2017	2013	2016	2010	2017	2021
Project Type	New	New	New	New	New	New
Delivery	C MatRisk	C MatRisk	C MatRisk	CSP	C MatRisk	CSP
Contractor	Turner	Turner	Bartlett Cocke	Harvey Cleary	Bartlett Cocke	
Area	14,843	24,709	138,891	13,500	148,250	10,889
Inflation	14%	42%	20%	51%	20%	
Construction Cost	\$ 8,515,900	\$ 15,000,000	\$ 64,568,378	\$ 2,600,000	\$ 70,500,000	\$ 8,363,314
Escalated Cost	\$ 9,708,126	\$ 21,300,000	\$ 77,482,054	\$ 3,926,000	\$ 84,600,000	\$ 8,363,314
Cost per SF	\$ 654	\$ 862	\$ 557	\$ 291	\$ 570	\$ 768
Building Type	Pre-Engineered Metal Building	Conventional Steel Frame	Conventional Steel Frame	Pre-Engineered Metal Building	Conventional Concrete Frame	Pre-Engineered Metal Building
Building Description	Large Scale Testing	Large Scale Testing	Large Scale Testing	Art Studio	Lab and Research Building	Large Scale Testing
Special Conditions	No Strong Wall Owner Supplied Hydraulics	Strong Wall Hydraulics Included				Strong Wall Hydraulics Included-S cope is for IRL only, No offsite improvements or Cares Grant related costs

TAB 08

ENVIRONMENTAL IMPACT



The rising STAR of Texas

Alamo
ARCHITECTS

ENVIRONMENTAL IMPACT

Overview

The Infrastructure Research Laboratory will be designed using sustainable design strategies and industry best practices. Energy conservation and overall sustainability will be a high priority during the project design.

MEP Systems

The MEP systems shall be designed to meet the energy savings measures required under ASHRAE 90.1-2013 and the Texas State University Construction Standards, version 2020.

Mechanical:

- Variable flow hydraulic system
- Energy recovery for high volume air handling units
- High efficiency rooftop units

Electrical:

- Energy efficient light fixtures
- Lighting controls to include occupancy sensors
- Infrastructure for utilization of future alternative energy sources (PV arrays, fuel cells, etc...)

Plumbing:

- Building domestic water will be metered
- Low flow faucets and flush valves will be provided

Indoor Air Quality

Products will be specified to be in compliance with Volatile Organic Compound limits.

Capital Improvements
Program FY 2021-2026
Updated

ATTACHMENT 1

Grand Totals By Component

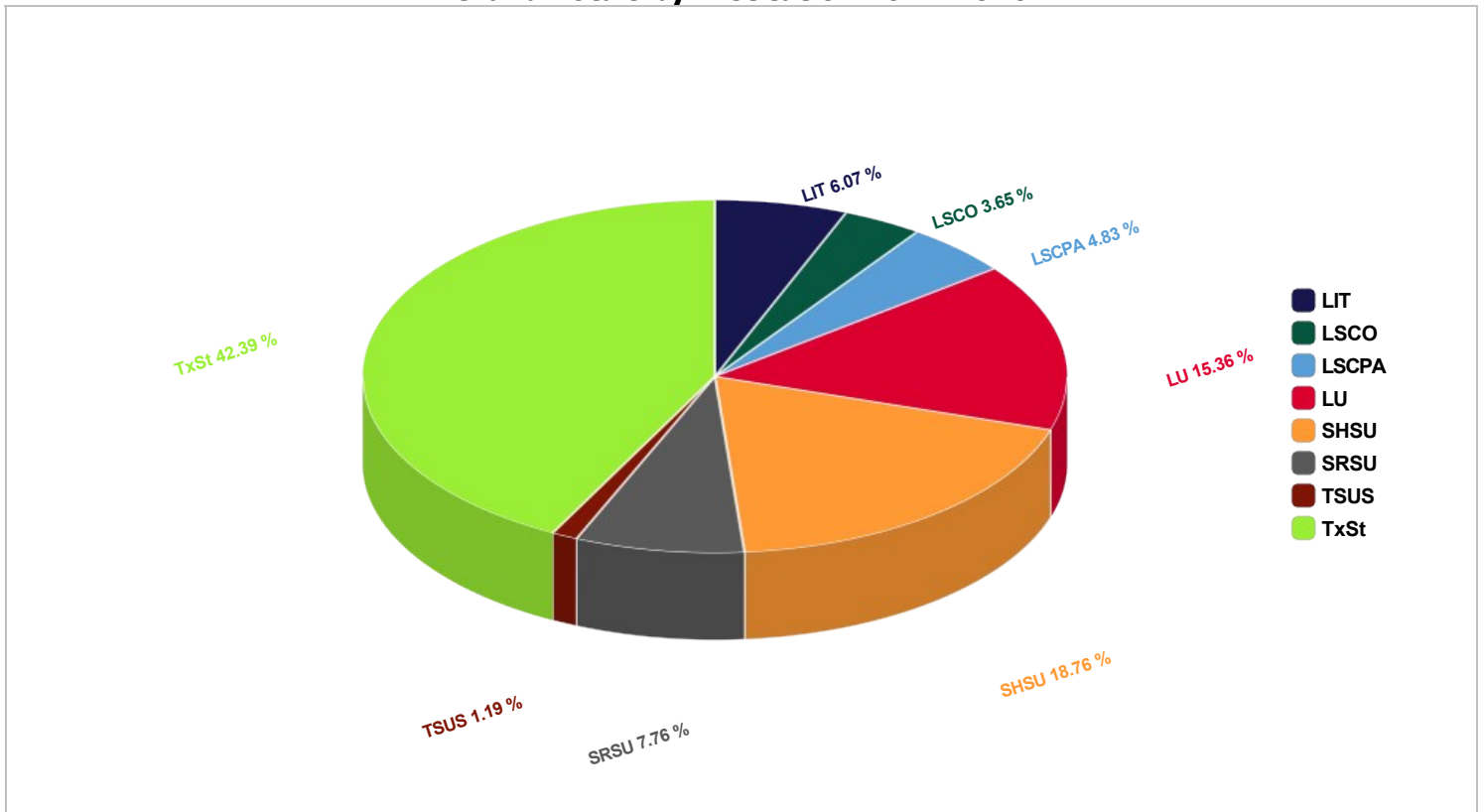
**THE TEXAS STATE UNIVERSITY SYSTEM
Capital Improvements Program
FY 2021-2026**

GRAND TOTALS BY COMPONENT

INSTITUTION	2021	2022	2023	2024	2025	2026	TOTAL BY INSTITUTION
Lamar Institute of Technology	\$1,000,000	\$50,000,000	\$0	\$0	\$25,543,143	\$0	\$76,543,143
Lamar State College-Orange	\$1,000,000	\$41,000,000	\$1,000,000	\$1,000,000	\$1,000,000	\$1,000,000	\$46,000,000
Lamar State College-Port Arthur	\$56,400,000	\$900,000	\$900,000	\$900,000	\$900,000	\$900,000	\$60,900,000
Lamar University	\$16,000,000	\$132,600,000	\$23,325,000	\$11,035,000	\$6,150,000	\$4,600,000	\$193,710,000
Sam Houston State University	\$39,500,000	\$153,100,000	\$11,000,000	\$11,000,000	\$11,000,000	\$11,000,000	\$236,600,000
Sul Ross State University	\$18,450,000	\$79,485,000	\$0	\$0	\$0	\$0	\$97,935,000
Texas State University	\$266,412,700	\$177,703,350	\$33,496,898	\$25,000,000	\$17,000,000	\$15,000,000	\$534,612,948
The Texas State University System	\$15,000,000	\$0	\$0	\$0	\$0	\$0	\$15,000,000
TOTAL BY FISCAL YEAR	\$413,762,700	\$634,788,350	\$69,721,898	\$48,935,000	\$61,593,143	\$32,500,000	

CIP FY 2021-2026 TOTAL							\$1,261,301,091
-------------------------------	--	--	--	--	--	--	------------------------

Grand Totals by Institution 2021-2026



Capital Improvements
Program FY 2021-2026
Updated

ATTACHMENT 2

Sources of Funding by Component
and Program Year

THE TEXAS STATE UNIVERSITY SYSTEM
Capital Improvements Program
FY 2021-2026

SOURCES OF FUNDING

TRB - Tuition Revenue Bonds

Bonds authorized by the Texas Legislature for a specific capital improvement project, with debt service to be reimbursed by the Legislature. TRBs are System Revenue Bonds and are considered as such by rating agencies.

Component	2021	2022	2023	2024	2025	2026	TOTAL BY COMPONENT
Lamar Institute of Technology	\$0	\$48,000,000	\$0	\$0	\$25,543,143	\$0	\$73,543,143
Lamar State College-Orange	\$0	\$40,000,000	\$0	\$0	\$0	\$0	\$40,000,000
Lamar State College-Port Arthur	\$55,000,000	\$0	\$0	\$0	\$0	\$0	\$55,000,000
Lamar University	\$0	\$75,000,000	\$0	\$0	\$0	\$0	\$75,000,000
Sam Houston State University	\$0	\$130,000,000	\$0	\$0	\$0	\$0	\$130,000,000
Sul Ross State University	\$0	\$79,485,000	\$0	\$0	\$0	\$0	\$79,485,000
The Texas State University System	\$15,000,000	\$0	\$0	\$0	\$0	\$0	\$15,000,000
Texas State University	\$157,000,000	\$88,000,000	\$0	\$0	\$0	\$0	\$245,000,000
Total by FY:	\$227,000,000	\$460,485,000	\$0	\$0	\$25,543,143	\$0	
TRB GRAND TOTAL							\$713,028,143

HEF - Higher Education Fund

Higher Education Fund is a constitutionally mandated fund that provides construction funding to certain institutions of higher education.

Component	2021	2022	2023	2024	2025	2026	TOTAL BY COMPONENT
Lamar Institute of Technology	\$1,000,000	\$2,000,000	\$0	\$0	\$0	\$0	\$3,000,000
Lamar State College-Orange	\$0	\$0	\$0	\$0	\$0	\$0	\$0
Lamar State College-Port Arthur	\$0	\$0	\$0	\$0	\$0	\$0	\$0
Lamar University	\$4,000,000	\$7,100,000	\$17,000,000	\$9,300,000	\$5,650,000	\$4,100,000	\$47,150,000
Sam Houston State University	\$8,000,000	\$8,000,000	\$8,000,000	\$8,000,000	\$8,000,000	\$8,000,000	\$48,000,000
Sul Ross State University	\$0	\$0	\$0	\$0	\$0	\$0	\$0
The Texas State University System	\$0	\$0	\$0	\$0	\$0	\$0	\$0
Texas State University	\$12,800,000	\$6,750,000	\$4,500,000	\$5,000,000	\$5,000,000	\$5,000,000	\$39,050,000
Total by FY:	\$25,800,000	\$23,850,000	\$29,500,000	\$22,300,000	\$18,650,000	\$17,100,000	
HEF GRAND TOTAL							\$137,200,000

Auxiliary or Unexpended

Auxiliary funds are proceeds from enterprises that are operated by the institution, such as parking, food service, or housing. Unexpended funds are funds allocated for operation and maintenance of the physical plant that have not been used for that purpose.

Component	2021	2022	2023	2024	2025	2026	TOTAL BY COMPONENT
Lamar Institute of Technology	\$0	\$0	\$0	\$0	\$0	\$0	\$0
Lamar State College-Orange	\$0	\$0	\$0	\$0	\$0	\$0	\$0
Lamar State College-Port Arthur	\$0	\$0	\$0	\$0	\$0	\$0	\$0
Lamar University	\$0	\$5,000,000	\$225,000	\$617,500	\$0	\$0	\$5,842,500
Sam Houston State University	\$3,000,000	\$3,000,000	\$3,000,000	\$3,000,000	\$3,000,000	\$3,000,000	\$18,000,000
Sul Ross State University	\$0	\$0	\$0	\$0	\$0	\$0	\$0
The Texas State University System	\$0	\$0	\$0	\$0	\$0	\$0	\$0
Texas State University	\$11,412,700	\$2,000,000	\$9,563,779	\$0	\$2,000,000	\$0	\$24,976,479
Total by FY:	\$14,412,700	\$10,000,000	\$12,788,779	\$3,617,500	\$5,000,000	\$3,000,000	
AUXILIARY OR UNEXPENDED GRAND TOTAL							\$48,818,979

System Revenue Bonds

The TSUS Revenue Bonds are secured by a system-wide pledge of all legally available revenues for debt issued by System Administration on behalf of TSUS component institutions.

Component	2021	2022	2023	2024	2025	2026	TOTAL BY COMPONENT
Lamar Institute of Technology	\$0	\$0	\$0	\$0	\$0	\$0	\$0
Lamar State College-Orange	\$0	\$0	\$0	\$0	\$0	\$0	\$0
Lamar State College-Port Arthur	\$0	\$0	\$0	\$0	\$0	\$0	\$0
Lamar University	\$0	\$0	\$0	\$0	\$0	\$0	\$0
Sam Houston State University	\$23,000,000	\$12,100,000	\$0	\$0	\$0	\$0	\$35,100,000
Sul Ross State University	\$0	\$0	\$0	\$0	\$0	\$0	\$0
The Texas State University System	\$0	\$0	\$0	\$0	\$0	\$0	\$0
Texas State University	\$72,000,000	\$30,453,350	585	\$0	\$0	\$0	\$102,653,350
<small>TSUS Board of Regents Quarterly Meeting December 7, 2020 (Postponed from Nov. 19, 2020)</small>							

THE TEXAS STATE UNIVERSITY SYSTEM
Capital Improvements Program
FY 2021-2026

SOURCES OF FUNDING

Component	2021	2022	2023	2024	2025	2026	TOTAL BY COMPONENT
Total by FY:	\$95,200,000	\$42,553,350	\$0	\$0	\$0	\$0	
SYSTEM BONDS GRAND TOTAL							\$137,753,350

Gifts

Component	2021	2022	2023	2024	2025	2026	TOTAL BY COMPONENT
Lamar Institute of Technology	\$0	\$0	\$0	\$0	\$0	\$0	\$0
Lamar State College-Orange	\$0	\$0	\$0	\$0	\$0	\$0	\$0
Lamar State College-Port Arthur	\$0	\$0	\$0	\$0	\$0	\$0	\$0
Lamar University	\$12,000,000	\$45,500,000	\$6,100,000	\$808,750	\$500,000	\$500,000	\$65,408,750
Sam Houston State University	\$5,500,000	\$0	\$0	\$0	\$0	\$0	\$5,500,000
Sul Ross State University	\$18,450,000	\$0	\$0	\$0	\$0	\$0	\$18,450,000
The Texas State University System	\$0	\$0	\$0	\$0	\$0	\$0	\$0
Texas State University	\$5,000,000	\$42,500,000	\$11,433,119	\$10,000,000	\$0	\$0	\$68,933,119
Total by FY:	\$40,950,000	\$88,000,000	\$17,533,119	\$10,808,750	\$500,000	\$500,000	
GIFTS GRAND TOTAL							\$158,291,869

Other

Includes federal grants, public-private partnerships and sources other than those included in other categories. Also includes funding for projects such as deferred maintenance and special projects that may be funded from multiple sources. Details are set forth in the Project Planning Form for the applicable project.

Component	2021	2022	2023	2024	2025	2026	TOTAL BY COMPONENT
Lamar Institute of Technology	\$0	\$0	\$0	\$0	\$0	\$0	\$0
Lamar State College-Orange	\$1,000,000	\$1,000,000	\$1,000,000	\$1,000,000	\$1,000,000	\$1,000,000	\$6,000,000
Lamar State College-Port Arthur	\$1,400,000	\$900,000	\$900,000	\$900,000	\$900,000	\$900,000	\$5,900,000
Lamar University	\$0	\$0	\$0	\$308,750	\$0	\$0	\$308,750
Sam Houston State University	\$0	\$0	\$0	\$0	\$0	\$0	\$0
Sul Ross State University	\$0	\$0	\$0	\$0	\$0	\$0	\$0
The Texas State University System	\$0	\$0	\$0	\$0	\$0	\$0	\$0
Texas State University	\$8,000,000	\$8,000,000	\$8,000,000	\$10,000,000	\$10,000,000	\$10,000,000	\$54,000,000
Total by FY:	\$10,400,000	\$9,900,000	\$9,900,000	\$12,208,750	\$11,900,000	\$11,900,000	
OTHER GRAND TOTAL							\$66,208,750

Summary

Source of Funding	2021	2022	2023	2024	2025	2026	TOTAL
TRB - Tuition Revenue Bonds	\$227,000,000	\$460,485,000	\$0	\$0	\$25,543,143	\$0	\$713,028,143
HEF - Higher Education Fund	\$25,800,000	\$23,850,000	\$29,500,000	\$22,300,000	\$18,650,000	\$17,100,000	\$137,200,000
AUXILIARY OR UNEXPENDED	\$14,412,700	\$10,000,000	\$12,788,779	\$3,617,500	\$5,000,000	\$3,000,000	\$48,818,979
TSUS Bonds	\$95,200,000	\$42,553,350	\$0	\$0	\$0	\$0	\$137,753,350
Gifts	\$40,950,000	\$88,000,000	\$17,533,119	\$10,808,750	\$500,000	\$500,000	\$158,291,869
Other	\$10,400,000	\$9,900,000	\$9,900,000	\$12,208,750	\$11,900,000	\$11,900,000	\$66,208,750
Total by FY:	\$413,762,700	\$634,788,350	\$69,721,898	\$48,935,000	\$61,593,143	\$32,500,000	
GRAND TOTAL							\$1,261,301,091

The CIP, including the references herein with respect to the funding of the projects identified herein with bonds, is intended to satisfy the official intent requirements set forth in section 1.150-2 of the federal income tax regulations promulgated by the U.S. Department of Treasury.

Capital Improvements

Program FY 2021-2026

Updated

ATTACHMENT 3

CIP Projects by Component

TEXAS STATE UNIVERSITY SYSTEM
Capital Improvements Program
 FY 2021-2026

PROJECTS BY COMPONENT

Project Name	Program Year	Total Project Cost (\$)	Tuition Revenue Bonds (\$)	HEF (\$)	Auxiliary or Unexpended Funds (\$)	TSUS Bonds (\$)	Gifts (\$)	Other (\$)	CIP Status
Lamar Institute of Technology									
Academic Building	2025	\$25,543,143	\$25,543,143	\$0	\$0	\$0	\$0	\$0	Carry Over Amended
Campus Repairs/Renovations FY21	2021	\$1,000,000	\$0	\$1,000,000	\$0	\$0	\$0	\$0	New Project
Workforce Training Center	2022	\$50,000,000	\$48,000,000	\$2,000,000	\$0	\$0	\$0	\$0	Carry Over Amended
Lamar State College-Orange									
Academic Building	2022	\$40,000,000	\$40,000,000	\$0	\$0	\$0	\$0	\$0	Carry Over Amended
Miscellaneous Campus Projects, FY 2021	2021	\$1,000,000	\$0	\$0	\$0	\$0	\$0	\$1,000,000	Carry Over
Miscellaneous Campus Projects, FY 2022	2022	\$1,000,000	\$0	\$0	\$0	\$0	\$0	\$1,000,000	Carry Over
Miscellaneous Campus Projects, FY 2023	2023	\$1,000,000	\$0	\$0	\$0	\$0	\$0	\$1,000,000	Carry Over
Miscellaneous Campus Projects, FY 2024	2024	\$1,000,000	\$0	\$0	\$0	\$0	\$0	\$1,000,000	Carry Over
Miscellaneous Campus Projects, FY 2025	2025	\$1,000,000	\$0	\$0	\$0	\$0	\$0	\$1,000,000	Carry Over
Miscellaneous Campus Projects, FY 2026	2026	\$1,000,000	\$0	\$0	\$0	\$0	\$0	\$1,000,000	New Project
Lamar State College-Port Arthur									
Allied Health Building	2021	\$55,000,000	\$55,000,000	\$0	\$0	\$0	\$0	\$0	Carry Over Amended
Miscellaneous Campus Renovations FY 2026	2026	\$900,000	\$0	\$0	\$0	\$0	\$0	\$900,000	New Project
Miscellaneous Campus Renovations, FY 2021	2021	\$1,400,000	\$0	\$0	\$0	\$0	\$0	\$1,400,000	Carry Over Amended
Miscellaneous Campus Projects, FY 2024	2024	\$900,000	\$0	\$0	\$0	\$0	\$0	\$900,000	Carry Over
Miscellaneous Campus Renovations, FY 2022	2022	\$900,000	\$0	\$0	\$0	\$0	\$0	\$900,000	Carry Over
Miscellaneous Campus Renovations, FY 2023	2023	\$900,000	\$0	\$0	\$0	\$0	\$0	\$900,000	Carry Over

TEXAS STATE UNIVERSITY SYSTEM
Capital Improvements Program
 FY 2021-2026

PROJECTS BY COMPONENT

Project Name	Program Year	Total Project Cost (\$)	Tuition Revenue Bonds (\$)	HEF (\$)	Auxiliary or Unexpended Funds (\$)	TSUS Bonds (\$)	Gifts (\$)	Other (\$)	CIP Status
Miscellaneous Campus Renovations, FY 2025	2025	\$900,000	\$0	\$0	\$0	\$0	\$0	\$900,000	Carry Over
Lamar University									
Art Building Renovation	2023	\$10,600,000	\$0	\$5,000,000	\$0	\$0	\$5,600,000	\$0	Carry Over Amended
Cardinal Village Building Envelope Remediation	2022	\$5,000,000	\$0	\$0	\$5,000,000	\$0	\$0	\$0	Carry Over Amended
Cherry Engineering Building Renovation	2025	\$2,500,000	\$0	\$2,500,000	\$0	\$0	\$0	\$0	Carry Over
Classroom, Office and General Building Upgrades 2021	2021	\$1,500,000	\$0	\$1,500,000	\$0	\$0	\$0	\$0	Carry Over Amended
Classroom, Office and General Building Upgrades 2022	2022	\$2,000,000	\$0	\$1,500,000	\$0	\$0	\$500,000	\$0	Carry Over Amended
Classroom, Office and General Building Upgrades 2023	2023	\$2,000,000	\$0	\$1,500,000	\$0	\$0	\$500,000	\$0	Carry Over Amended
Classroom, Office and General Building Upgrades 2024	2024	\$2,000,000	\$0	\$1,500,000	\$0	\$0	\$500,000	\$0	Carry Over Amended
Classroom, Office and General Building Upgrades 2025	2025	\$2,000,000	\$0	\$1,500,000	\$0	\$0	\$500,000	\$0	Carry Over Amended
Classroom, Office and General Building Upgrades 2026	2026	\$2,000,000	\$0	\$1,500,000	\$0	\$0	\$500,000	\$0	New Project
Lucas Engineering Renovation	2023	\$2,500,000	\$0	\$2,500,000	\$0	\$0	\$0	\$0	Carry Over Amended
Mary and John Gray Library Renovation/Digital Learning Center	2022	\$75,000,000	\$75,000,000	\$0	\$0	\$0	\$0	\$0	Carry Over Amended
Music Storage Renovation	2023	\$525,000	\$0	\$300,000	\$225,000	\$0	\$0	\$0	Carry Over Amended
New Facilities Management Complex Phase I	2022	\$1,200,000	\$0	\$1,200,000	\$0	\$0	\$0	\$0	Carry Over Amended
New Facilities Management Complex Phase II	2023	\$5,500,000	\$0	\$5,500,000	\$0	\$0	\$0	\$0	Carry Over Amended
Performing & Fine Arts Center	2022	\$45,000,000	\$0	\$0	\$0	\$0	\$45,000,000	\$0	Carry Over Amended
Plummer Building Renovation	2022	\$4,400,000	\$0	\$4,400,000	\$0	\$0	\$0	\$0	Carry Over Amended
Roof Replacements 2025	2025	\$1,650,000	\$0	\$1,650,000	\$0	\$0	\$0	\$0	New Project

TEXAS STATE UNIVERSITY SYSTEM
Capital Improvements Program
 FY 2021-2026

PROJECTS BY COMPONENT

Project Name	Program Year	Total Project Cost (\$)	Tuition Revenue Bonds (\$)	HEF (\$)	Auxiliary or Unexpended Funds (\$)	TSUS Bonds (\$)	Gifts (\$)	Other (\$)	CIP Status
Roof Replacements 2026	2026	\$2,600,000	\$0	\$2,600,000	\$0	\$0	\$0	\$0	New Project
Social & Behavioral Sciences Building Envelope Repair	2023	\$2,200,000	\$0	\$2,200,000	\$0	\$0	\$0	\$0	New Project
Spindletop Gladys City Museum Restoration	2024	\$1,235,000	\$0	\$0	\$617,500	\$0	\$308,750	\$308,750	Carry Over Amended
Thomas Maes Renovation	2024	\$3,000,000	\$0	\$3,000,000	\$0	\$0	\$0	\$0	Carry Over Amended
University Theater Renovation	2024	\$4,800,000	\$0	\$4,800,000	\$0	\$0	\$0	\$0	Carry Over Amended
Vincent Beck Stadium Renovation	2021	\$12,000,000	\$0	\$0	\$0	\$0	\$12,000,000	\$0	Carry Over Amended
Wimberly Building Renovation	2021	\$2,500,000	\$0	\$2,500,000	\$0	\$0	\$0	\$0	Carry Over Amended
Sam Houston State University									
Active Learning Center	2022	\$60,000,000	\$60,000,000	\$0	\$0	\$0	\$0	\$0	New Project
Allied Health Sciences Building	2022	\$70,000,000	\$70,000,000	\$0	\$0	\$0	\$0	\$0	Carry Over Amended
Campus Infrastructure Maintenance & Repair, 2021	2021	\$8,000,000	\$0	\$8,000,000	\$0	\$0	\$0	\$0	Carry Over
Campus Infrastructure Maintenance & Repair, 2022	2022	\$8,000,000	\$0	\$8,000,000	\$0	\$0	\$0	\$0	Carry Over
Campus Infrastructure Maintenance & Repair, 2023	2023	\$8,000,000	\$0	\$8,000,000	\$0	\$0	\$0	\$0	Carry Over
Campus Infrastructure Maintenance & Repair, 2024	2024	\$8,000,000	\$0	\$8,000,000	\$0	\$0	\$0	\$0	Carry Over
Campus Infrastructure Maintenance & Repair, 2025	2025	\$8,000,000	\$0	\$8,000,000	\$0	\$0	\$0	\$0	Carry Over
Campus Infrastructure Maintenance & Repair, 2026	2026	\$8,000,000	\$0	\$8,000,000	\$0	\$0	\$0	\$0	New Project
COM Parking Structure	2021	\$15,000,000	\$0	\$0	\$0	\$15,000,000	\$0	\$0	New Project
Garrett TEC Renovation	2022	\$4,600,000	\$0	\$0	\$0	\$4,600,000	\$0	\$0	Carry Over Amended
Gibbs Ranch Equestrian Facility & Agriculture Labs <small>TSUS Board of Regents Quarterly Meeting December 7, 2020 (Postponed from Nov. 19, 2020)</small>	2021	\$13,500,000	\$0	\$0	\$0	\$8,000,000	\$5,500,000	\$0	Carry Over Amended

TEXAS STATE UNIVERSITY SYSTEM
Capital Improvements Program
 FY 2021-2026

PROJECTS BY COMPONENT

Project Name	Program Year	Total Project Cost (\$)	Tuition Revenue Bonds (\$)	HEF (\$)	Auxiliary or Unexpended Funds (\$)	TSUS Bonds (\$)	Gifts (\$)	Other (\$)	CIP Status
Miscellaneous Campus Renovation, 2024	2024	\$3,000,000	\$0	\$0	\$3,000,000	\$0	\$0	\$0	Carry Over Amended
Miscellaneous Campus Renovations, 2021	2021	\$3,000,000	\$0	\$0	\$3,000,000	\$0	\$0	\$0	Carry Over
Miscellaneous Campus Renovations, 2022	2022	\$3,000,000	\$0	\$0	\$3,000,000	\$0	\$0	\$0	Carry Over
Miscellaneous Campus Renovations, 2023	2023	\$3,000,000	\$0	\$0	\$3,000,000	\$0	\$0	\$0	Carry Over
Miscellaneous Campus Renovations, 2025	2025	\$3,000,000	\$0	\$0	\$3,000,000	\$0	\$0	\$0	Carry Over
Miscellaneous Campus Renovations, 2026	2026	\$3,000,000	\$0	\$0	\$3,000,000	\$0	\$0	\$0	New Project
Recreational Sports Expansion	2022	\$7,500,000	\$0	\$0	\$0	\$7,500,000	\$0	\$0	Carry Over Amended
Sul Ross State University									
Academic Building - SRSU Eagle Pass Campus	2022	\$44,235,000	\$44,235,000	\$0	\$0	\$0	\$0	\$0	Carry Over Amended
Borderlands Research Institute	2021	\$18,450,000	\$0	\$0	\$0	\$0	\$18,450,000	\$0	Carry Over
Fine Arts Facility Expansion and Renovations	2022	\$35,250,000	\$35,250,000	\$0	\$0	\$0	\$0	\$0	Carry Over Amended
The Texas State University System									
Field Research Station	2021	\$15,000,000	\$15,000,000	\$0	\$0	\$0	\$0	\$0	New Project
Texas State University									
Athletic Practice Facility	2023	\$11,000,000	\$0	\$0	\$5,500,000	\$0	\$5,500,000	\$0	Carry Over Amended
Ballpark Clubhouse	2023	\$9,996,898	\$0	\$0	\$4,063,779	\$0	\$5,933,119	\$0	Carry Over Amended
Bobcat Stadium End Zone Complex Expansion	2021	\$8,000,000	\$0	\$0	\$3,000,000	\$0	\$5,000,000	\$0	New Project
Central Plant - Boiler Burner and Instrumentation Replacement	2021	\$1,100,000	\$0	\$0	\$1,100,000	\$0	\$0	\$0	Carry Over Amended
Deferred Maintenance 2021	2021	\$3,500,000	\$0	\$3,500,000	\$0	\$0	\$0	\$0	Carry Over

TEXAS STATE UNIVERSITY SYSTEM
Capital Improvements Program
 FY 2021-2026

PROJECTS BY COMPONENT

Project Name	Program Year	Total Project Cost (\$)	Tuition Revenue Bonds (\$)	HEF (\$)	Auxiliary or Unexpended Funds (\$)	TSUS Bonds (\$)	Gifts (\$)	Other (\$)	CIP Status
Deferred Maintenance 2022	2022	\$4,000,000	\$0	\$4,000,000	\$0	\$0	\$0	\$0	Carry Over
Deferred Maintenance 2023	2023	\$4,500,000	\$0	\$4,500,000	\$0	\$0	\$0	\$0	Carry Over
Deferred Maintenance 2024	2024	\$5,000,000	\$0	\$5,000,000	\$0	\$0	\$0	\$0	Carry Over
Deferred Maintenance 2025	2025	\$5,000,000	\$0	\$5,000,000	\$0	\$0	\$0	\$0	Carry Over
Deferred Maintenance 2026	2026	\$5,000,000	\$0	\$5,000,000	\$0	\$0	\$0	\$0	New Project
Derrick Hall Plumbing	2021	\$2,000,000	\$0	\$2,000,000	\$0	\$0	\$0	\$0	New Project
East West Mall Connection	2021	\$1,212,700	\$0	\$0	\$1,212,700	\$0	\$0	\$0	Carry Over Amended
Esperanza Hall	2022	\$88,000,000	\$88,000,000	\$0	\$0	\$0	\$0	\$0	Carry Over Amended
Evans Liberal Arts Brick and Exterior Repaint and Refurbish	2021	\$2,500,000	\$0	\$2,500,000	\$0	\$0	\$0	\$0	New Project
Flowers Hall Steam & Condensate Line Replacement	2021	\$1,100,000	\$0	\$0	\$1,100,000	\$0	\$0	\$0	New Project
James Street Student Housing	2021	\$72,200,000	\$0	\$0	\$0	\$72,200,000	\$0	\$0	Carry Over Amended
JC Kellam Roof Replacement	2021	\$1,100,000	\$0	\$1,100,000	\$0	\$0	\$0	\$0	New Project
JC Kellam Waste Water Pipe Replacement	2021	\$1,200,000	\$0	\$1,200,000	\$0	\$0	\$0	\$0	New Project
MicroTurbine Install	2022	\$2,000,000	\$0	\$0	\$2,000,000	\$0	\$0	\$0	Carry Over Amended
Music Building	2022	\$70,453,350	\$0	\$0	\$0	\$30,453,350	\$40,000,000	\$0	Carry Over Amended
Nueces Building Renovation	2022	\$2,750,000	\$0	\$2,750,000	\$0	\$0	\$0	\$0	Carry Over Amended
Old Main Foundation Stabilization	2021	\$2,500,000	\$0	\$0	\$2,500,000	\$0	\$0	\$0	Carry Over Amended
South Chiller Plant - Chiller 3 Build Out	2021	\$2,500,000	\$0	\$0	\$2,500,000	\$0	\$0	\$0	Carry Over

TEXAS STATE UNIVERSITY SYSTEM
Capital Improvements Program
 FY 2021-2026

PROJECTS BY COMPONENT

Project Name	Program Year	Total Project Cost (\$)	Tuition Revenue Bonds (\$)	HEF (\$)	Auxiliary or Unexpended Funds (\$)	TSUS Bonds (\$)	Gifts (\$)	Other (\$)	CIP Status
Special Projects 2021	2021	\$8,000,000	\$0	\$0	\$0	\$0	\$0	\$8,000,000	Carry Over
Special Projects 2022	2022	\$8,000,000	\$0	\$0	\$0	\$0	\$0	\$8,000,000	Carry Over
Special Projects 2023	2023	\$8,000,000	\$0	\$0	\$0	\$0	\$0	\$8,000,000	Carry Over
Special Projects 2024	2024	\$10,000,000	\$0	\$0	\$0	\$0	\$0	\$10,000,000	Carry Over
Special Projects 2025	2025	\$10,000,000	\$0	\$0	\$0	\$0	\$0	\$10,000,000	Carry Over
Special Projects 2026	2026	\$10,000,000	\$0	\$0	\$0	\$0	\$0	\$10,000,000	New Project
Spring Lake Hall Exhibition and Patio Renovation	2024	\$10,000,000	\$0	\$0	\$0	\$0	\$10,000,000	\$0	Carry Over Amended
STEM Classroom Building	2021	\$157,000,000	\$157,000,000	\$0	\$0	\$0	\$0	\$0	Carry Over Amended
Student Recreation Center (SRC) Renovation	2025	\$2,000,000	\$0	\$0	\$2,000,000	\$0	\$0	\$0	New Project
Taylor Murphy Building	2021	\$2,500,000	\$0	\$2,500,000	\$0	\$0	\$0	\$0	Carry Over Amended
University Camp Upgrades 2025	2022	\$2,500,000	\$0	\$0	\$0	\$0	\$2,500,000	\$0	New Project

Capital Improvements

Program FY 2021-2026

Updated

ATTACHMENT 4

CIP Projects by Program Year

TEXAS STATE UNIVERSITY SYSTEM
Capital Improvements Program
 FY 2021-2026

PROJECTS BY YEAR

Project Name	Program Year	Total Project Cost (\$)	Tuition Revenue Bonds (\$)	HEF (\$)	Auxiliary or Unexpended Funds (\$)	TSUS Revenue Bonds (\$)	Gifts (\$)	Other (\$)	CIP Status
LIT - Campus Repairs/Renovations FY21	2021	\$1,000,000	\$0	\$1,000,000	\$0	\$0	\$0	\$0	New Project
LSCO - Miscellaneous Campus Projects, FY 2021	2021	\$1,000,000	\$0	\$0	\$0	\$0	\$0	\$1,000,000	Carry Over
LSCPA - Allied Health Building	2021	\$55,000,000	\$55,000,000	\$0	\$0	\$0	\$0	\$0	Carry Over Amended
LSCPA - Miscellaneous Campus Renovations, FY 2021	2021	\$1,400,000	\$0	\$0	\$0	\$0	\$0	\$1,400,000	Carry Over Amended
LU - Classroom, Office and General Building Upgrades 2021	2021	\$1,500,000	\$0	\$1,500,000	\$0	\$0	\$0	\$0	Carry Over Amended
LU - Vincent Beck Stadium Renovation	2021	\$12,000,000	\$0	\$0	\$0	\$0	\$12,000,000	\$0	Carry Over Amended
LU - Wimberly Building Renovation	2021	\$2,500,000	\$0	\$2,500,000	\$0	\$0	\$0	\$0	Carry Over Amended
SHSU - Campus Infrastructure Maintenance & Repair, 2021	2021	\$8,000,000	\$0	\$8,000,000	\$0	\$0	\$0	\$0	Carry Over
SHSU - COM Parking Structure	2021	\$15,000,000	\$0	\$0	\$0	\$15,000,000	\$0	\$0	New Project
SHSU - Gibbs Ranch Equestrian Facility & Agriculture Labs	2021	\$13,500,000	\$0	\$0	\$0	\$8,000,000	\$5,500,000	\$0	Carry Over Amended
SHSU - Miscellaneous Campus Renovations, 2021	2021	\$3,000,000	\$0	\$0	\$3,000,000	\$0	\$0	\$0	Carry Over
SRSU - Borderlands Research Institute	2021	\$18,450,000	\$0	\$0	\$0	\$0	\$18,450,000	\$0	Carry Over
TSUS - Field Research Station	2021	\$15,000,000	\$15,000,000	\$0	\$0	\$0	\$0	\$0	New Project
TxSt - Bobcat Stadium End Zone Complex Expansion	2021	\$8,000,000	\$0	\$0	\$3,000,000	\$0	\$5,000,000	\$0	New Project
TxSt - Central Plant - Boiler Burner and Instrumentation Replacement	2021	\$1,100,000	\$0	\$0	\$1,100,000	\$0	\$0	\$0	Carry Over Amended
TxSt - Deferred Maintenance 2021	2021	\$3,500,000	\$0	\$3,500,000	\$0	\$0	\$0	\$0	Carry Over
TxSt - Derrick Hall Plumbing	2021	\$2,000,000	\$0	\$2,000,000	\$0	\$0	\$0	\$0	New Project
TxSt - East West Mall Connection	2021	\$1,212,700	\$0	\$0	\$1,212,700	\$0	\$0	\$0	Carry Over Amended
TxSt - Evans Liberal Arts Brick and Exterior Repaint and Refurbish	2021	\$2,500,000	\$0	\$2,500,000	\$0	\$0	\$0	\$0	New Project
TxSt - Flowers Hall Steam & Condensate Line Replacement	2021	\$1,100,000	\$0	\$0	\$1,100,000	\$0	\$0	\$0	New Project
TxSt - James Street Student Housing	2021	\$72,200,000	\$0	\$0	\$0	\$72,200,000	\$0	\$0	Carry Over Amended
TxSt - JC Kellam Roof Replacement	2021	\$1,100,000	\$0	\$1,100,000	\$0	\$0	\$0	\$0	New Project
TxSt - JC Kellam Waste Water Pipe Replacement	2021	\$1,200,000	\$0	\$1,200,000	\$0	\$0	\$0	\$0	New Project
TxSt - Old Main Foundation Stabilization	2021	\$2,500,000	\$0	\$0	\$2,500,000	\$0	\$0	\$0	Carry Over Amended
TxSt - South Chiller Plant - Chiller 3 Build Out	2021	\$2,500,000	\$0	\$0	\$2,500,000	\$0	\$0	\$0	Carry Over
TxSt - Special Projects 2021	2021	\$8,000,000	\$0	\$0	\$0	\$0	\$0	\$8,000,000	Carry Over
TxSt - STEM Classroom Building	2021	\$157,000,000	\$157,000,000	\$0	\$0	\$0	\$0	\$0	Carry Over Amended
TxSt - Taylor Murphy Building	2021	\$2,500,000	\$0	\$2,500,000	\$0	\$0	\$0	\$0	Carry Over Amended
LIT - Workforce Training Center	2022	\$50,000,000	\$48,000,000	\$2,000,000	\$0	\$0	\$0	\$0	Carry Over Amended
LSCO - Academic Building	2022	\$40,000,000	\$40,000,000	\$0	\$0	\$0	\$0	\$0	Carry Over Amended
LSCO - Miscellaneous Campus Projects, FY 2022	2022	\$1,000,000	\$0	\$0	\$0	\$0	\$0	\$1,000,000	Carry Over
LSCPA - Miscellaneous Campus Renovations, FY 2022	2022	\$900,000	\$0	\$0	\$0	\$0	\$0	\$900,000	Carry Over

TEXAS STATE UNIVERSITY SYSTEM
Capital Improvements Program
 FY 2021-2026

PROJECTS BY YEAR

Project Name	Program Year	Total Project Cost (\$)	Tuition Revenue Bonds (\$)	HEF (\$)	Auxiliary or Unexpended Funds (\$)	TSUS Revenue Bonds (\$)	Gifts (\$)	Other (\$)	CIP Status
LU - Cardinal Village Building Envelope Remediation	2022	\$5,000,000	\$0	\$0	\$5,000,000	\$0	\$0	\$0	Carry Over Amended
LU - Classroom, Office and General Building Upgrades 2022	2022	\$2,000,000	\$0	\$1,500,000	\$0	\$0	\$500,000	\$0	Carry Over Amended
LU - Mary and John Gray Library Renovation/Digital Learning Center	2022	\$75,000,000	\$75,000,000	\$0	\$0	\$0	\$0	\$0	Carry Over Amended
LU - New Facilities Management Complex Phase I	2022	\$1,200,000	\$0	\$1,200,000	\$0	\$0	\$0	\$0	Carry Over Amended
LU - Performing & Fine Arts Center	2022	\$45,000,000	\$0	\$0	\$0	\$0	\$45,000,000	\$0	Carry Over Amended
LU - Plummer Building Renovation	2022	\$4,400,000	\$0	\$4,400,000	\$0	\$0	\$0	\$0	Carry Over Amended
SHSU - Active Learning Center	2022	\$60,000,000	\$60,000,000	\$0	\$0	\$0	\$0	\$0	New Project
SHSU - Allied Health Sciences Building	2022	\$70,000,000	\$70,000,000	\$0	\$0	\$0	\$0	\$0	Carry Over Amended
SHSU - Campus Infrastructure Maintenance & Repair, 2022	2022	\$8,000,000	\$0	\$8,000,000	\$0	\$0	\$0	\$0	Carry Over
SHSU - Garrett TEC Renovation	2022	\$4,600,000	\$0	\$0	\$0	\$4,600,000	\$0	\$0	Carry Over Amended
SHSU - Miscellaneous Campus Renovations, 2022	2022	\$3,000,000	\$0	\$0	\$3,000,000	\$0	\$0	\$0	Carry Over
SHSU - Recreational Sports Expansion	2022	\$7,500,000	\$0	\$0	\$0	\$7,500,000	\$0	\$0	Carry Over Amended
SRSU - Academic Building - SRSU Eagle Pass Campus	2022	\$44,235,000	\$44,235,000	\$0	\$0	\$0	\$0	\$0	Carry Over Amended
SRSU - Fine Arts Facility Expansion and Renovations	2022	\$35,250,000	\$35,250,000	\$0	\$0	\$0	\$0	\$0	Carry Over Amended
TxSt - Deferred Maintenance 2022	2022	\$4,000,000	\$0	\$4,000,000	\$0	\$0	\$0	\$0	Carry Over
TxSt - Esperanza Hall	2022	\$88,000,000	\$88,000,000	\$0	\$0	\$0	\$0	\$0	Carry Over Amended
TxSt - MicroTurbine Install	2022	\$2,000,000	\$0	\$0	\$2,000,000	\$0	\$0	\$0	Carry Over Amended
TxSt - Music Building	2022	\$70,453,350	\$0	\$0	\$0	\$30,453,350	\$40,000,000	\$0	Carry Over Amended
TxSt - Nueces Building Renovation	2022	\$2,750,000	\$0	\$2,750,000	\$0	\$0	\$0	\$0	Carry Over Amended
TxSt - Special Projects 2022	2022	\$8,000,000	\$0	\$0	\$0	\$0	\$0	\$8,000,000	Carry Over
TxSt - University Camp Upgrades 2025	2022	\$2,500,000	\$0	\$0	\$0	\$0	\$2,500,000	\$0	New Project
LSCO - Miscellaneous Campus Projects, FY 2023	2023	\$1,000,000	\$0	\$0	\$0	\$0	\$0	\$1,000,000	Carry Over
LSCPA - Miscellaneous Campus Renovations, FY 2023	2023	\$900,000	\$0	\$0	\$0	\$0	\$0	\$900,000	Carry Over
LU - Art Building Renovation	2023	\$10,600,000	\$0	\$5,000,000	\$0	\$0	\$5,600,000	\$0	Carry Over Amended
LU - Classroom, Office and General Building Upgrades 2023	2023	\$2,000,000	\$0	\$1,500,000	\$0	\$0	\$500,000	\$0	Carry Over Amended
LU - Lucas Engineering Renovation	2023	\$2,500,000	\$0	\$2,500,000	\$0	\$0	\$0	\$0	Carry Over Amended
LU - Music Storage Renovation	2023	\$525,000	\$0	\$300,000	\$225,000	\$0	\$0	\$0	Carry Over Amended
LU - New Facilities Management Complex Phase II	2023	\$5,500,000	\$0	\$5,500,000	\$0	\$0	\$0	\$0	Carry Over Amended
LU - Social & Behavioral Sciences Building Envelope Repair	2023	\$2,200,000	\$0	\$2,200,000	\$0	\$0	\$0	\$0	New Project
SHSU - Campus Infrastructure Maintenance & Repair, 2023	2023	\$8,000,000	\$0	\$8,000,000	\$0	\$0	\$0	\$0	Carry Over
SHSU - Miscellaneous Campus Renovations, 2023	2023	\$3,000,000	\$0	\$0	\$3,000,000	\$0	\$0	\$0	Carry Over
TxSt - Athletic Practice Facility	2023	\$11,000,000	\$0	\$0	\$5,500,000	\$0	\$5,500,000	\$0	Carry Over Amended

TEXAS STATE UNIVERSITY SYSTEM
Capital Improvements Program
FY 2021-2026

PROJECTS BY YEAR

Project Name	Program Year	Total Project Cost (\$)	Tuition Revenue Bonds (\$)	HEF (\$)	Auxiliary or Unexpended Funds (\$)	TSUS Revenue Bonds (\$)	Gifts (\$)	Other (\$)	CIP Status
TxSt - Ballpark Clubhouse	2023	\$9,996,898	\$0	\$0	\$4,063,779	\$0	\$5,933,119	\$0	Carry Over Amended
TxSt - Deferred Maintenance 2023	2023	\$4,500,000	\$0	\$4,500,000	\$0	\$0	\$0	\$0	Carry Over
TxSt - Special Projects 2023	2023	\$8,000,000	\$0	\$0	\$0	\$0	\$0	\$8,000,000	Carry Over
LSCO - Miscellaneous Campus Projects, FY 2024	2024	\$1,000,000	\$0	\$0	\$0	\$0	\$0	\$1,000,000	Carry Over
LSCPA - Miscellaneous Campus Projects, FY 2024	2024	\$900,000	\$0	\$0	\$0	\$0	\$0	\$900,000	Carry Over
LU - Classroom, Office and General Building Upgrades 2024	2024	\$2,000,000	\$0	\$1,500,000	\$0	\$0	\$500,000	\$0	Carry Over Amended
LU - Spindletop Gladys City Museum Restoration	2024	\$1,235,000	\$0	\$0	\$617,500	\$0	\$308,750	\$308,750	Carry Over Amended
LU - Thomas Maes Renovation	2024	\$3,000,000	\$0	\$3,000,000	\$0	\$0	\$0	\$0	Carry Over Amended
LU - University Theater Renovation	2024	\$4,800,000	\$0	\$4,800,000	\$0	\$0	\$0	\$0	Carry Over Amended
SHSU - Campus Infrastructure Maintenance & Repair, 2024	2024	\$8,000,000	\$0	\$8,000,000	\$0	\$0	\$0	\$0	Carry Over
SHSU - Miscellaneous Campus Renovation, 2024	2024	\$3,000,000	\$0	\$0	\$3,000,000	\$0	\$0	\$0	Carry Over Amended
TxSt - Deferred Maintenance 2024	2024	\$5,000,000	\$0	\$5,000,000	\$0	\$0	\$0	\$0	Carry Over
TxSt - Special Projects 2024	2024	\$10,000,000	\$0	\$0	\$0	\$0	\$0	\$10,000,000	Carry Over
TxSt - Spring Lake Hall Exhibition and Patio Renovation	2024	\$10,000,000	\$0	\$0	\$0	\$0	\$10,000,000	\$0	Carry Over Amended
LIT - Academic Building	2025	\$25,543,143	\$25,543,143	\$0	\$0	\$0	\$0	\$0	Carry Over Amended
LSCO - Miscellaneous Campus Projects, FY 2025	2025	\$1,000,000	\$0	\$0	\$0	\$0	\$0	\$1,000,000	Carry Over
LSCPA - Miscellaneous Campus Renovations, FY 2025	2025	\$900,000	\$0	\$0	\$0	\$0	\$0	\$900,000	Carry Over
LU - Cherry Engineering Building Renovation	2025	\$2,500,000	\$0	\$2,500,000	\$0	\$0	\$0	\$0	Carry Over
LU - Classroom, Office and General Building Upgrades 2025	2025	\$2,000,000	\$0	\$1,500,000	\$0	\$0	\$500,000	\$0	Carry Over Amended
LU - Roof Replacements 2025	2025	\$1,650,000	\$0	\$1,650,000	\$0	\$0	\$0	\$0	New Project
SHSU - Campus Infrastructure Maintenance & Repair, 2025	2025	\$8,000,000	\$0	\$8,000,000	\$0	\$0	\$0	\$0	Carry Over
SHSU - Miscellaneous Campus Renovations, 2025	2025	\$3,000,000	\$0	\$0	\$3,000,000	\$0	\$0	\$0	Carry Over
TxSt - Deferred Maintenance 2025	2025	\$5,000,000	\$0	\$5,000,000	\$0	\$0	\$0	\$0	Carry Over
TxSt - Special Projects 2025	2025	\$10,000,000	\$0	\$0	\$0	\$0	\$0	\$10,000,000	Carry Over
TxSt - Student Recreation Center (SRC) Renovation	2025	\$2,000,000	\$0	\$0	\$2,000,000	\$0	\$0	\$0	New Project
LSCO - Miscellaneous Campus Projects, FY 2026	2026	\$1,000,000	\$0	\$0	\$0	\$0	\$0	\$1,000,000	New Project
LSCPA - Miscellaneous Campus Renovations FY 2026	2026	\$900,000	\$0	\$0	\$0	\$0	\$0	\$900,000	New Project
LU - Classroom, Office and General Building Upgrades 2026	2026	\$2,000,000	\$0	\$1,500,000	\$0	\$0	\$500,000	\$0	New Project
LU - Roof Replacements 2026	2026	\$2,600,000	\$0	\$2,600,000	\$0	\$0	\$0	\$0	New Project
SHSU - Campus Infrastructure Maintenance & Repair, 2026	2026	\$8,000,000	\$0	\$8,000,000	\$0	\$0	\$0	\$0	New Project
SHSU - Miscellaneous Campus Renovations, 2026	2026	\$3,000,000	\$0	\$0	\$3,000,000	\$0	\$0	\$0	New Project
TxSt - Deferred Maintenance 2026	2026	\$5,000,000	\$0	\$5,000,000	\$0	\$0	\$0	\$0	New Project

TEXAS STATE UNIVERSITY SYSTEM
Capital Improvements Program
 FY 2021-2026

PROJECTS BY YEAR

Project Name	Program Year	Total Project Cost (\$)	Tuition Revenue Bonds (\$)	HEF (\$)	Auxiliary or Unexpended Funds (\$)	TSUS Revenue Bonds (\$)	Gifts (\$)	Other (\$)	CIP Status
TxSt - Special Projects 2026	2026	\$10,000,000	\$0	\$0	\$0	\$0	\$0	\$10,000,000	New Project

Capital Improvements
Program FY 2021-2026
Updated

ATTACHMENT 5

New CIP Projects

**THE TEXAS STATE UNIVERSITY SYSTEM
Capital Improvements Program
FY 2021-2026**

NEW CIP PROJECTS

Project Name	Program Year	Total Project Cost (\$)
LIT - Campus Repairs/Renovations FY21	2021	\$1,000,000
LSCO - Miscellaneous Campus Projects, FY 2026	2026	\$1,000,000
LSCPA - Miscellaneous Campus Renovations FY 2026	2026	\$900,000
LU - Classroom, Office and General Building Upgrades 2026	2026	\$2,000,000
LU - Roof Replacements 2025	2025	\$1,650,000
LU - Roof Replacements 2026	2026	\$2,600,000
LU - Social & Behavioral Sciences Building Envelope Repair	2023	\$2,200,000
SHSU - Active Learning Center	2022	\$60,000,000
SHSU - Campus Infrastructure Maintenance & Repair, 2026	2026	\$8,000,000
SHSU - COM Parking Structure	2021	\$15,000,000
SHSU - Miscellaneous Campus Renovations, 2026	2026	\$3,000,000
TSUS - Field Research Station	2021	\$15,000,000
TxSt - Bobcat Stadium End Zone Complex Expansion	2021	\$8,000,000
TxSt - Deferred Maintenance 2026	2026	\$5,000,000
TxSt - Derrick Hall Plumbing	2021	\$2,000,000
TxSt - Evans Liberal Arts Brick and Exterior Repaint and Refurbish	2021	\$2,500,000
TxSt - Flowers Hall Steam & Condensate Line Replacement	2021	\$1,100,000
TxSt - JC Kellam Roof Replacement	2021	\$1,100,000
TxSt - JC Kellam Waste Water Pipe Replacement	2021	\$1,200,000
TxSt - Special Projects 2026	2026	\$10,000,000
TxSt - Student Recreation Center (SRC) Renovation	2025	\$2,000,000
TxSt - University Camp Upgrades 2025	2022	\$2,500,000

Capital Improvements Program

FY 2021-2026

Updated

ATTACHMENT 6

Project Information Forms for
New CIP Projects Over \$4 Million

CIP Project Information Form

Project Name: Campus Infrastructure Maintenance & Repair, 2026
Component: SHSU
Program Year: 2026
New or Amended: New
On Campus Master Plan? No
Project Type: Other
Gross square footage:
Site/Location
Project Needs: Maintain functional operation of campus buildings and infrastructure.
Preliminary Project Cost: \$8,000,000
Source(s) of Funding: HEF
Comments:

CIP Project Information Form

Project Name: Field Research Station

Component: TSUS

Program Year: 2021

New or Amended: New

On Campus Master Plan? No

Project Type: Classroom, General, Dormitory, Other

Gross square footage: 7,000

Site/Location: Christmas Mountains, Brewster County

Project Needs: Christmas Mountains serves as a 9,600-acre field laboratory for students and faculty conducting research, educational outreach, and networking. Opportunities are limited on the magnificent location due to inadequate infrastructure. To further the use of this property, TSUS seeks to build an approximate 7,000 square foot Field Research Station that will include classroom and gathering space, research space, overnight accommodations, and storage. Additionally, the Christmas Mountains is home to Ament Lake Dam, constructed in 1911, and in need of extensive repair to prevent any breach.

Preliminary Project Cost: \$15,000,000

Source(s) of Funding: TRB

Comments:

CIP Project Information Form

Project Name: Bobcat Stadium End Zone Complex Expansion

Component: TxSt

Program Year: 2021

New or Amended: New

On Campus Master Plan? No

Project Type: Athletic

Gross square footage: 10,000

Site/Location 240 Bobcat Drive, San Marcos, TX 78666

Project Needs: The current weight room and training rooms were built prior to Texas State's transition to the NCAA Division 1-FBS. Due to the football program's growth, the current weight room and training room do not meet the program's needs.

Preliminary Project Cost: \$8,000,000

Source(s) of Funding: Auxiliary(\$3,000,000), gifts(\$5,000,000)

Comments:

CIP Project Information Form

Project Name: Deferred Maintenance 2026
Component: TxSt
Program Year: 2026
New or Amended: New
On Campus Master Plan? Yes
Project Type: Other
Gross square footage: 10,000
Site/Location Various
Project Needs: Replace old maintenance intensive components of the existing physical plant.
Preliminary Project Cost: \$5,000,000
Source(s) of Funding: HEF
Comments:

CIP Project Information Form

Project Name: Special Projects 2026

Component: TxSt

Program Year: 2026

New or Amended: New

On Campus Master Plan? Yes

Project Type: Other

Gross square footage: 10,000

Site/Location Texas State University

Project Needs: Many departments are experiencing faculty/staff growth and the demand for additional faculty office space and research lab space is increasing. Each request is individually reviewed by the Campus Planning Facilities Committee, the Provost, and sometimes the President's Cabinet before approval. Any project that involves estimates requiring Chancellor or Board approval are submitted appropriately.

Preliminary Project Cost: \$10,000,000

Source(s) of Funding: Mix of HEF, Auxiliary, and Unexpended

Comments:

EXECUTIVE SUMMARY

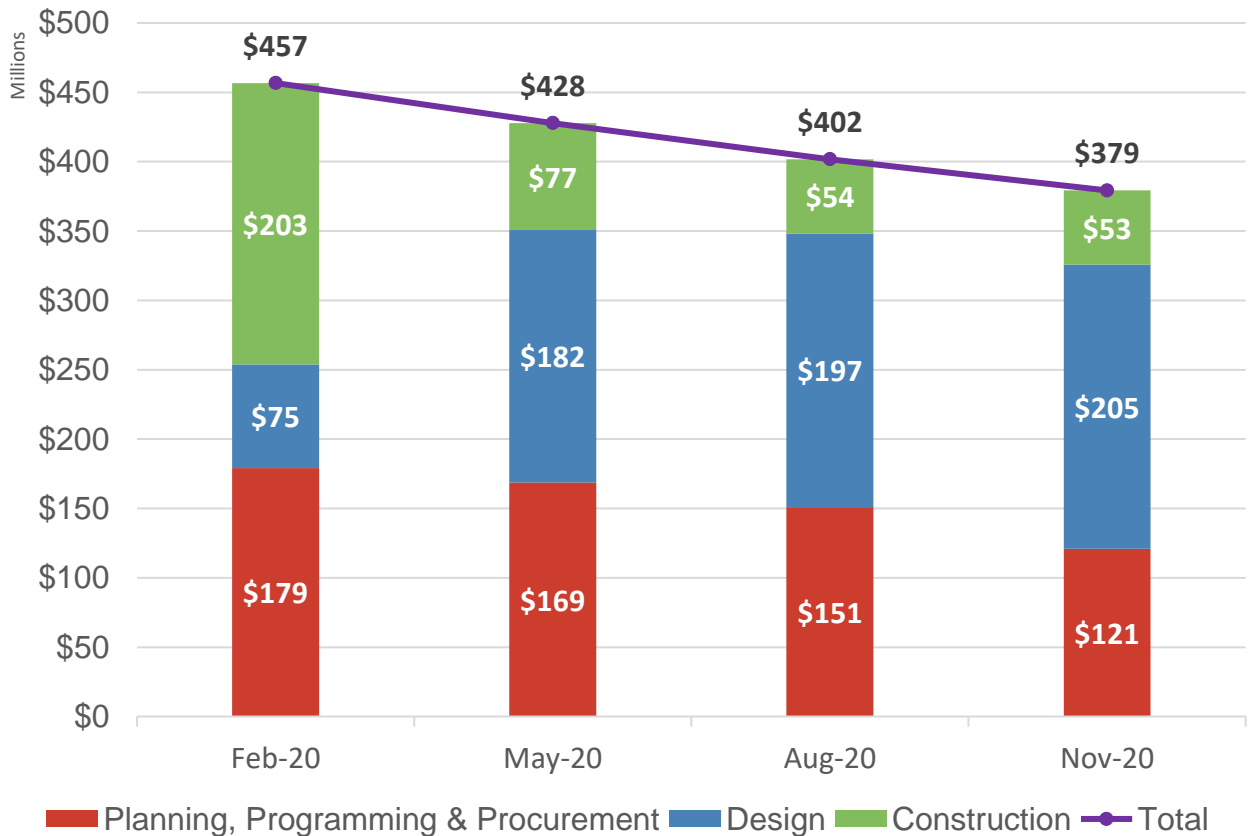
Planning and Construction Report

November 2020

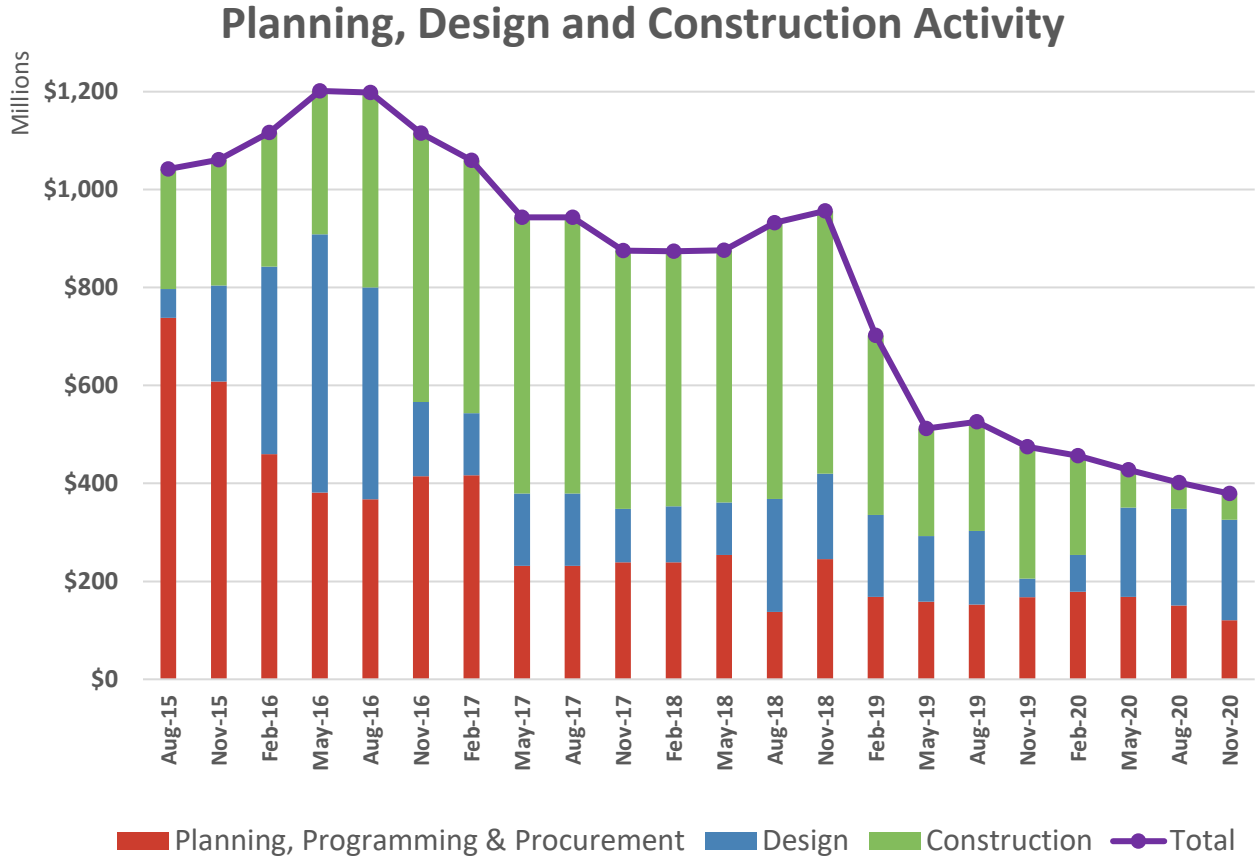
Capital Project values, including post substantial completion projects, decreased 20% in the current quarter from \$977 million to \$782.6 million. Active Capital Projects totaling \$379 million of project value in planning, design, or construction, decreased 6% from the previous quarter's value of \$402 million. The decreasing active Capital Project values reflect continuing slowdown in the middle of the fourth quarter of Fiscal Year 2020.

Summary of Active Capital Projects			
	Number of Projects	Project Value (millions)	Change from Previous Quarter
Planning	7	\$ 121	-11%
Design	20	\$ 205	8%
Construction	10	\$ 53	-30%
Total:	37	\$ 379	-6%

Planning, Design and Construction Activity



A longer-term view shows a stabilization and slight decline in Active Capital Project values, after a peak in fiscal year 2016.



As a result of the November 2019 Policies and Procedures Manual for Planning and Construction changes affecting delegated authority levels, all Capital Projects valued at \$1 million dollars or greater, including projects performed under the President’s and Chancellor’s authority, are reported in the data for August 2020. Projects valued at \$1 million or greater and delegated to the Component Institutions were not fully reported in data prior to February 2020.

OVERVIEW OF CAPITAL PROJECTS

October 1, 2020

Data is as of October 1, 2020

TSUS Capital Projects (funding identified)

Component	Project Name	Est. Cost	Phase	Authority	Construction Start	Construction Finish	Notes
LIT	Truck Driving Center	\$ 1,781,461	2-Programming	BOR	TBD	TBD	Architect/Engineer negotiation underway
LIT	TA Buildings 1,4,5 Renovations/Replacement (Student Success Building)	\$ 7,417,519	8-Close-out	BOR	June, 2018	October, 2019	Working on close-outs
LSC-O	Capital One Building Renovations	\$ 1,800,000	6-Construction Documents	Delegated	TBD	TBD	
LSC-PA	Industrial Training Center Renovation	\$ 6,000,000	6-Construction Documents	BOR	January, 2021	December, 2021	
LSC-PA	Ruby Fuller Building Renovation	\$ 7,142,325	7-Construction	BOR	August, 2020	June, 2021	8% complete with construction
LU	Geology & SBS Building Envelope Repair	\$ 2,300,000	7-Construction	President	October, 2020	April, 2021	1% complete with construction
LU	Mary & John Gray Library Sprinkler System	\$ 7,500,000	5-Design Development	BOR	December, 2020	April, 2022	Design Development submittal at November Board meeting
LU	Roof Replacements 2019	\$ 1,300,000	8-Close-out	Delegated	October, 2019	July, 2020	Working on close-outs
LU	Roof Replacements 2020	\$ 1,500,000	4-Schematic Design	President	TBD	TBD	
LU	Welcome Center and South Campus Entrance	\$ 4,800,000	7-Construction	BOR	April, 2020	January, 2021	40% complete with construction
LU	New Science & Technology Building	\$ 60,000,000	8-Close-out	BOR	May, 2017	February, 2019	Working on close-outs
SHSU	Coliseum Parking Structure	\$ 12,144,294	8-Close-out	BOR	July, 2019	July, 2020	Working on close-outs
SHSU	North Residential Life Hall	\$ 62,200,000	3-Procurement	BOR	TBD	August, 2022	Procurement underway
SHSU	New Parking Structure (Avenue I)	\$ 12,000,000	5-Design Development	BOR	January, 2021	February, 2022	Design Development submittal at November Board meeting
SHSU	Recreational Sports Expansion	\$ 7,500,000	2-Programming	BOR	TBD	September, 2022	Procurement pending
SHSU	Lee Drain Building Level 1 Renovation	\$ 5,500,000	6-Construction Documents	Delegated	November, 2020	June, 2021	Procurement pending
SHSU	Holleman Field Artificial Turf	\$ 2,000,000	6-Construction Documents	President	December, 2020	August, 2021	Procurement pending
SHSU	Newton Gresham Library Renovation	\$ 15,200,000	7-Construction	BOR	April, 2020	January, 2021	60% complete with construction
SHSU	Ron Mafridge Field House Renovation	\$ 15,618,000	6-Construction Documents	BOR	November, 2020	September, 2021	
SHSU	Criminal Justice Center HVAC Replacement	\$ 1,112,548	8-Close-out	Delegated	May, 2020	August, 2020	Working on close-outs
SHSU	East Central Plant Automation Upgrades	\$ 1,750,000	6-Construction Documents	President	December, 2020	March, 2021	Procurement pending
SHSU	East Water Plant Reclamation	\$ 1,700,000	8-Close-out	Delegated	June, 2019	November, 2019	Negotiating interlocal agreement with City of Huntsville
SHSU	Beach Volleyball and Tennis Complex	\$ 1,000,000	6-Construction Documents	President	December, 2020	April, 2021	Procurement pending
SHSU	Hurricane Harvey Recovery	\$ 2,352,322	8-Close-out	Delegated	September, 2017	July, 2020	Working on close-outs
SHSU	Innovation Plaza - Hotel/Conference and Training Center	\$ 30,000,000	1-Planning	BOR	TBD	TBD	New P3 planning ongoing
SHSU	Lowman Student Center Phase 2 Renovation	\$ 18,075,240	8-Close-out	BOR	March, 2019	July, 2020	Working on close-outs
SHSU	College of Osteopathic Medicine	\$ 65,000,000	8-Close-out	BOR	September, 2018	February, 2020	Working on close-outs
SHSU	Art Complex and Associated Infrastructure	\$ 37,000,000	8-Close-out	BOR	April, 2018	October, 2019	Working on close-outs
SHSU	Gibbs Ranch Equestrian Facility & Agriculture Labs	\$ 13,500,000	3-Procurement	BOR	TBD	TBD	Architect/Engineer solicitation pending
SHSU	Electrical Distribution Circuit 8 Installation	\$ 1,007,333	8-Close-out	Delegated	May, 2019	January, 2020	Working on close-outs
SRSU	Museum of the Big Bend Annex	\$ 10,000,000	5-Design Development	BOR	March, 2021	TBD	Design Development submittal at November Board meeting
SRSU	Campus Access (Phase III)	\$ 2,500,000	6-Construction Documents	Delegated	December, 2020	April, 2021	
SRSU	University Visitor Center	\$ 2,900,000	1-Planning	Delegated	TBD	TBD	The project has been cancelled
SRSU	Campus Access (Phase II)	\$ 2,101,000	6-Construction Documents	Delegated	December, 2020	April, 2021	
SRSU	Campus Access (Phase I)	\$ 1,400,000	7-Construction	Delegated	TBD	December, 2020	Structural issues and punch list items are being addressed
TxST	Film and Television Studios (previously Aqua Sports Center Renovation)	\$ 10,000,000	4-Schematic Design	BOR	TBD	May, 2022	Project changed from a renovation to new ground-up construction
TxST	Evans Auditorium Renovation	\$ 3,000,000	1-Planning	Delegated	TBD	TBD	
TxST	Infrastructure Research Laboratory	\$ 18,200,000	5-Design Development	BOR	TBD	July, 2022	Design Development submittal at November Board meeting
TxST	ALERRT Center Office & Parking	\$ 1,900,000	6-Construction Documents	Delegated	February, 2021	TBD	

OVERVIEW OF CAPITAL PROJECTS

October 1, 2020

Data is as of October 1, 2020

TSUS Capital Projects (funding identified)

Component	Project Name	Est. Cost	Phase	Authority	Construction Start	Construction Finish	Notes
TxST	Anthropology Lab Offices Building	\$ 1,600,000	6-Construction Documents	Delegated	February, 2021	TBD	
TxST	Bobcat Stadium Seating Anchor Replacement	\$ 2,200,000	7-Construction	Delegated	January, 2020	June, 2021	Project to be bid following 2020 football season
TxST	Campus Potable Water System Upgrades	\$ 3,400,000	6-Construction Documents	Delegated	TBD	TBD	
TxST	JC Kellam HVAC & Controls Replacement	\$ 3,850,000	6-Construction Documents	Delegated	December, 2020	January, 2021	
TxST	Roy F. Mitte Space Reconfigurations	\$ 6,500,000	8-Close-out	BOR	December, 2019	July, 2020	Working on close-outs
TxST	Alkek Library 7th Floor Wittliff Collections Expansion	\$ 4,700,000	8-Close-out	BOR	May, 2019	January, 2020	Working on close-outs
TxST	DHRL New Residence Hall (Hilltop) Complex - Utilities	\$ 5,000,000	8-Close-out	BOR	Summer, 2019	March, 2020	Working on close-outs
TxST	DHRL New Residence Hall (Hilltop) Complex - Housing	\$ 96,700,000	6-Construction Documents	BOR	TBD	TBD	Construction will be postponed indefinitely
TxST	Elliott Hall Repurposing	\$ 6,650,000	8-Close-out	BOR	March, 2019	January, 2020	Working on close-outs
TxST	Family & Consumer Sciences Vivarium Research Facility	\$ 3,867,000	8-Close-out	BOR	March, 2019	August, 2019	Working on close-outs
TxST	Alkek Library Learning Commons - Phase One	\$ 8,300,000	8-Close-out	BOR	December, 2018	February, 2020	Working on close-outs
TxST	Albert B. Alkek Library - Starbucks	\$ 1,500,000	8-Close-out	Delegated	December, 2019	March, 2020	Working on close-outs
TxST	Campus Recreation Sports Fields	\$ 7,400,000	8-Close-out	BOR	April, 2019	June, 2020	Working on close-outs
TxST	Bobcat Athletics Venue AV Production Cabling	\$ 2,100,000	8-Close-out	Delegated	June, 2019	June, 2020	Working on close-outs
TxST	Campus Wide Lighting Modifications	\$ 2,200,000	7-Construction	Delegated	April, 2019	Fall, 2020	95% complete with construction
TxST	Centennial 4th Floor Office Renovations	\$ 1,900,000	8-Close-out	Delegated	August, 2019	June, 2020	Working on close-outs
TxST	Central Heating Plant Chiller Replacement	\$ 3,800,000	8-Close-out	Delegated	March, 2019	April, 2020	Working on close-outs
TxST	Chemistry Building Breezeway Buildout	\$ 1,700,000	8-Close-out	Delegated	June, 2018	May, 2020	Working on close-outs
TxST	Hines Academic Center Repairs	\$ 1,500,000	8-Close-out	Delegated	July, 2019	June, 2020	Working on close-outs
TxST	Jowers Center Renovation	\$ 3,416,000	8-Close-out	Delegated	August, 2019	April, 2020	Working on close-outs
TxST	Lindsey Street Surface Parking	\$ 3,400,000	8-Close-out	Delegated	July, 2019	March, 2020	Working on close-outs
TxST	Round Rock Avery Building Improvements	\$ 3,100,000	7-Construction	Delegated	December, 2019	February, 2021	95% complete with construction
TxST	Gloria and Bruce Ingram Hall	\$ 11,205,098	8-Close-out	BOR	July, 2016	December, 2018	Final Report at November 2020 Board meeting
TxST	DHRL Blanco Hall Renovations	\$ 29,600,000	8-Close-out	BOR	Spring, 2018	July, 2019	Working on close-outs
TxST	LBJ Student Center Expansion	\$ 31,200,000	8-Close-out	BOR	June, 2018	January, 2020	Working on close-outs
TxST	University Event Center Expansion	\$ 62,500,000	8-Close-out	BOR	September, 2016	October, 2018	Working on close-outs
TxST	Round Rock Campus Services Building	\$ 6,100,000	7-Construction	BOR	September, 2020	May, 2021	5% complete with construction
TxST	University Police Department	\$ 9,000,000	7-Construction	BOR	October, 2020	February, 2022	1% complete with construction
TOTAL:		\$ 782,590,140					

OVERVIEW OF CAPITAL PROJECTS

October 1, 2020

Data is as of October 1, 2020

TSUS Capital Projects (funding identified)

Component	Project Name	Est. Cost	Phase	Authority	Construction Start	Construction Finish	Notes
-----------	--------------	-----------	-------	-----------	--------------------	---------------------	-------

October 1, 2020

TSUS Projects Not Currently Moving Forward (funding not yet identified)

Component	Project Name	Est. Cost	Phase	Authority	Construction Start	Construction Finish	Notes
LIT	Workforce Training Center	\$ 50,000,000	On hold - funding	BOR	TBD	TBD	TRB - 87th Legislative Session
LSC-O	Academic Building	\$ 40,000,000	On hold - funding	BOR	TBD	TBD	TRB - 87th Legislative Session
LSC-PA	Allied Health and Sciences Building	\$ 55,000,000	On hold - funding	BOR	TBD	TBD	TRB - 87th Legislative Session
LU	Mary & John Gray Library Renovation/Digital Learning Center	\$ 75,000,000	On hold - funding	BOR	TBD	TBD	TRB - 87th Legislative Session
SHSU	Active Learning Center	\$ 60,000,000	On hold - funding	BOR	TBD	TBD	TRB - 87th Legislative Session
SHSU	College of Medicine Parking Structure	\$ 15,000,000	On hold - funding	BOR	TBD	TBD	Project tied to Allied Health Sciences Building funding
SHSU	Allied Health Sciences Building	\$ 70,000,000	On hold - funding	BOR	TBD	TBD	TRB - 87th Legislative Session
SRSU	Fine Arts Facility Expansion	\$ 35,250,000	On hold - funding	BOR	TBD	TBD	TRB - 87th Legislative Session
SRSU	Academic Building	\$ 44,235,000	On hold - funding	BOR	TBD	TBD	TRB - 87th Legislative Session
TSUS	Field Research Station	\$ 15,000,000	On hold - funding	BOR	TBD	TBD	TRB - 87th Legislative Session
TxST	STEM Academic Building (Hilltop Academic Building)	\$ 157,000,000	On hold - funding	BOR	TBD	TBD	TRB - 87th Legislative Session
TxST	Music Building	\$ 70,000,000	On hold - funding	BOR	TBD	TBD	Fund raising efforts are ongoing
TxST	Round Rock Health Professions - 2 (Esperanza Hall)	\$ 88,000,000	On hold - funding	BOR	TBD	TBD	TRB - 87th Legislative Session
	TOTAL:	\$ 774,485,000					

Detailed Breakdown*

Project Phase	Number of Projects	Total Project Value	Percent of Total
Planning/Programming/Procurement	7	\$ 120,881,461	15.45%
Design	20	\$ 204,919,000	26.18%
Construction**	10	\$ 53,442,325	6.83%
Post-substantial completion***	30	\$ 403,347,354	51.54%
TOTAL:	67	\$ 782,590,140	100%

* Includes projects approved for delegation to the Components by the Chancellor and Projects over \$1M under President's Authority

** See chart below for detail

*** Includes projects in close-out

Projects in Construction

Calendar Year	Number of Projects	Total Project Value	Percent of Total
Completion 2020	2	\$ 3,600,000	6.74%
Completion 2021	7	\$ 40,842,325	76.42%
Completion 2022	1	\$ 9,000,000	16.84%
TOTAL:	10	\$ 53,442,325	100%

**Lamar Institute of Technology
Summary
(as of October 1, 2020)**

I. Project Planning, Programming and Procurement

1) Workforce Training Center

Programmer: Facility Programming and Consulting Est. Cost: \$50,000,000

Pursuant to the updated Master Plan, LIT plans to build a 68,626 square foot Workforce Training Center for both credit and non-credit students. This will be a three-story building with an embedded high-bay instructional space. The first floor will hold the Workforce instructional space including a welcome space and student lounge. The second floor will contain Allied Health with a skills labs and the main testing room for Nursing, Pharmacy Technician, and other programs. The third floor is for simulation and task training with faculty and leadership offices, and an HR suite. This project will be initiated pending authorization of the issuance of Tuition Revenue Bonds.

2) Truck Driving Center

Programmer: TBD Est. Cost: \$1,781,461

With property donated to LIT, the 5,295 gross square foot space will house two classrooms, faculty offices, and a welcome center.

II. Design and Construction Document Phase

N/A

III. Construction Phase

N/A

IV. Completed Projects

3) TA Buildings, 1,4,5 Renovation/Replacement (Student Success Building)

Architect: PBK Architects, Inc. Cost: \$7,417,519
Contractor: SETEX Construction Corp. Completion: October 30, 2019
Percent Complete: 100%

The Student Success Building (TA-1) provides space for a one-stop shop for student success including Admissions, Advising/Outreach, Recruiting, Student Government Association, Financial Aid, Student Activities and Career Services, Teaching and Learning Center, Testing Center, Online Learning and an Adjunct

Suite. Also included is a multipurpose room, computer lab, and student gathering spaces. The project included the demolition of the existing TA-1 Building. The Project is in the warranty phase. Project close-out is in progress.

V. Final Reports

N/A

**Lamar State College-Orange
Summary
(as of October 1, 2020)**

I. Project Planning, Programming and Procurement

1) Academic Building

Programmer: Facility Programming and Consulting Est. Cost: \$40,000,000

Programming completed in late July of 2020 established a cost estimate of \$40 million for a 58,019 square foot Academic Building. The building will replace the existing facility which consists of three repurposed buildings, one of which was a bowling alley. Due to the merging of three separate buildings to create one facility, there are multiple support columns located in the middle of many classrooms causing visual challenges. The new facility will give students access to modern classrooms, labs and the latest innovations in teaching technology, and will house classrooms, laboratories, faculty offices, the Information Technology Department and Human Resources. The project is on the Capital Improvements Program and will be initiated in 2022 pending authorization of the issuance of Tuition Revenue Bonds.

II. Design and Construction Document Phase

2) Capital One Building Renovations – Delegated Project

Architect: LaBiche Architectural Group, Inc. Est. Cost: \$1,800,000
Design Stage: Construction Documents Est. Completion: TBD

The construction document phase is under way and the scope of work includes the demolition of the former bank drive through and sitework and landscape improvements surrounding the building. A letter requesting abandonment of 4th Street, from Green Avenue to West Main Avenue, was submitted to the City of Orange to allow for the closure of the street for the purpose of constructing a student plaza/crosswalk from the existing student sidewalk/campus pedestrian connector to the Capital One Bank building site.

III. Construction Phase

N/A

IV. Completed Projects

N/A

V. Final Reports

N/A

**Lamar State College-Port Arthur
Summary
(as of October 1, 2020)**

I. Project Planning, Programming and Procurement

1) Allied Health and Sciences Building

Programmer: Facility Programming and Consulting Est. Cost: \$55,000,000

The new Allied Health and Science Building will contain right-sized, modern instructional skills labs and simulation spaces for the Allied Health Department, a suite of state-of-the-art science labs and classrooms spaces, and a Business Services suite for campus-wide services. The new building will be located adjacent to the existing Allied Health Building on Proctor Street. As currently programmed the building is proposed to be 47,000 assignable square feet which translates to approximately 76,000 gross square feet. Currently housed within two existing facilities three blocks apart, the Allied Health Building and the Allied Health Annex, the Allied Health Department lacks high quality instructional skills labs. Notably underserved nursing skills spaces currently teach five times the student capacity suggested by the THECB guidelines. The project is on the Capital Improvements Program and will be initiated in 2022 pending authorization of the issuance of Tuition Revenue Bonds.

II. Design and Construction Document Phase

2) Industrial Training Center Renovation

Architect: PDG Architects Est. Cost: \$6,000,000
Contractor: TBD Est. Completion: Dec. 2021
Design Stage: Construction Documents

The college will create the Lamar State College-Port Arthur Industrial Training Center, designated to meet the growing needs for craft and commercial driving training in Port Arthur, Texas. The training center will be located in the existing Armory Building built in 1928, which is currently inactive. Previously, the building held the welding courses for the college. The Economic Development Administration of the United States Department of Commerce awarded \$4.8 million dollars to LSCPA for building renovation. The architect recently submitted Construction Documents at the 50% phase. The current schedule has the project going out for bid at the end of October and contractor selection complete by the first of December.

III. Construction Phase

3) Ruby Fuller Building Renovation

Architect: Sigma Engineers

Est. Cost: \$7,142,325

Contractor: O'Donnell Snider Construction

Est. Completion: June 2021

Percent Complete: 8%

The notice to proceed to construction phase was issued on August 10, 2020. Demolition in the main church building began with the removal of pews, some walls, and the balcony. Shoring of existing load bearing walls is being reviewed in preparation for demolition of the second floor, which is sloped. During demolition of the 10,870 square foot single story addition, asbestos was found below some floor tile. Abatement is complete and building demolition is nearing completion. Earthwork at the new addition will start soon thereafter.

IV. Completed Projects

N/A

V. Final Reports

N/A

**Lamar University
Summary
(as of October 1, 2020)**

I. Project Planning, Programming and Procurement

1) Mary & John Gray Library Renovation/Digital Learning Center

Programmer: TBD

Est. Cost: \$75,000,000

The proposed renovation focuses on replacing aged systems and upgrading the facility to meet current codes, including Texas Accessibility Standards, as well as renovation of all 8 floors. An assessment of existing conditions is complete. LU has evaluated the report's findings and developed an initial budget. A programming firm will be engaged in 2021 to program space changes in the library, confirm the budget and help LU develop an implementation plan to prioritize and phase the work to maintain business operations. Previously envisioned as a stand-alone building, the need for a new Digital Learning Center has not diminished. Further consideration resulted in a desire to co-locate a new Center in the library for functional efficiency and compatibility with existing programs. LU's Center for Distance Education is currently housed in several buildings, none of which is functionally suited to the expanding needs of online course/program design, development, delivery, enrollment management, and marketing. Growth trajectories in online enrollment, faculty, staff, program development, public-private partnerships, and supportive technologies all point to the need for the project. Summary programming for a new facility is complete. The project will be updated on the next annual Capital Improvements Program and will be part of the next legislative appropriations request for Tuition Revenue Bonds. LU submitted this request to the legislature as one combined project.

II. Design and Construction Document Phase

2) Mary & John Gray Library Sprinkler System

Architect: PGAL

Est. Cost: \$7,500,000

Contractor: Setex

Est. Completion: April 2022

Design Stage: Design Development

The Mary and John Gray Library, built in 1976, retains most of its original major building systems that are past the end of their useful life. The building is eight stories, houses significant collections and student services, and does not have a fire sprinkler system. Due to the extended timeframe necessary to obtain funding for the larger project entailing full building upgrades and construction of a Digital Learning Center, LU will move forward with installation of a sprinkler system in the Library. In addition to providing a sprinkler system throughout the eight-story Library, the project will entail upgrades to the primary electrical systems and some amount of ceiling replacement. A new generator will also be installed. Due to the complexity of staging the work in a fully occupied facility and potential hidden conditions in the existing building, LU is using Construction Manager-at-Risk as

the project delivery method. Schematic Design is complete and Design Development is approximately 75% complete. The project will be presented at the November 2020 Board meeting for approval.

3) Roof Replacements 2020 – Project performed under President’s Authority

Architect: Wiss, Janney, Elstner Associates, Inc. Est. Cost: \$1,500,000
Design Stage: Schematic Design

LU Facilities has identified Archer Physics, Otho Plummer and the Carl Parker buildings as the next highest priorities for roof replacements. The architect has performed the initial inspection of existing conditions and schematic design documents are underway.

III. Construction Phase

4) Geology Building Envelope Repair – Project performed under President’s Authority

Architect: PGAL Est. Cost: \$2,300,000
Contractor: Setex Est. Completion: April 2021
Percent Complete: 1%

The Geology building was constructed in 1958. The building was envisioned in early LU Master Plans and is an exemplary example of mid-century modernism, along with its sister facility, the current Social & Behavioral Sciences Building. Over time, components of each building’s exterior materials have deteriorated significantly and will continue to do so unless addressed soon. Although most of the windows were replaced in the early 2000’s, both buildings continue to experience water infiltration after rain events. The problems were exacerbated by Hurricanes Harvey and Imelda. A building envelope specialist conducted an assessment in 2019 and their report concluded that the best option is to remove all face brick, create a cavity wall with new waterproofing, and replace all windows and flashing. Since Geology is the worse of the two, LU will proceed with corrective action on this building first. The project has been reviewed by the Texas Historical Commission. Mobilization by the contractor has begun.

5) Welcome Center and South Campus Entrance

Architect: Huitt-Zollars Est. Cost: \$4,800,000
Contractor: CMOST Est. Completion: January 2021
Percent Complete: 40%

The former Human Resources building at the corner of Rolfe Christopher Drive and Jim Gilligan Way has been demolished to make way for a new campus Welcome Center. The Welcome Center is intended to be the first stop on campus for prospective students, family members, alumni, and other visitors. Along with providing information about the campus, LU history, academic programs, athletics and student activities, the Center will be the starting point for campus tours and housing tours. The Design Development package was presented and approved at the November 2019 Board of Regents meeting. An RFP was issued for

Competitive Sealed Proposal services and an award made in early 2020. The contractor began mobilization on April 15. The steel superstructure is nearing completion; exterior framing and sheathing are approximately 80% complete; waterproofing has begun, and masonry is scheduled to start in mid-October. Construction is estimated to be complete late January 2021.

IV. Completed Projects

6) New Science & Technology Building

Architect: M. Arthur Gensler Jr. and Associates	Cost:	\$60,000,000
Contractor: Vaughn Construction	Completion:	February 2019
Percent Complete: 100%		

The expansion of the south-central plant was accepted as substantially complete on November 2018; however, significant portions of incomplete work delayed the date of completion for the Science & Technology building to February 2019. The Grand Opening was held on April 3, 2019, and the building is now in use. The 11-month warranty walk-thru was conducted in November and the contractor has completed most of the items noted. Final commissioning of the South Plant is complete. As the occupancy rate progresses, the need for minor adjustments like additional corner guards, chair rails and service outlets has been identified and improvements are in progress. The project will be in the close-out phase until final costs are reconciled.

7) Roof Replacements 2019 – Delegated Project

Architect: BEAM Professionals/PBK	Est. Cost:	\$1,300,000
Contractor: SETEX Construction Corp.	Est. Completion:	July 2020
Percent Complete: 100%		

Several roofs on campus were recently at or near the end of their useful life. LU's Facilities Management department identified the two most critical as the Chemistry and Speech & Hearing buildings. The Speech and Hearing building had the original built-up roof from 1975. The warranty on the Chemistry building roof expired in February 2019. The roofs had been modified multiple times over the years as new exhaust fans and other rooftop equipment was added and new penetrations created. Several leaks had developed. Construction started in October 2019. The work on both buildings is substantially complete and most punch list items have been corrected. The project is in close-out.

V. Final Reports

N/A

**Sam Houston State University
Summary
(as of October 1, 2020)**

I. Project Planning, Programming and Procurement

1) Active Learning Center

Programmer: TBD

Est. Cost: \$60,000,000

Approval of this project will allow the University to construct and equip a new 80,000 gross square foot facility to more adequately support active learning, provide much needed multi-modal research space and remodel an existing building to locate highly effective co-dependent student success activities. The project will provide modern activated teaching spaces, multi-mode research space for rapidly expanding programs and provide remodeled space for Sam Center, Career Services, Enrollment Management, and associated student success activities. This project was added to the Capital Improvements Program in August 2020 and the project will be initiated in FY 2022 pending authorization of the issuance of Tuition Revenue Bonds.

2) Allied Health Sciences Building

Programmer: Facilities Programming & Consulting

Est. Cost: \$70,000,000

Programmatic investment in allied health fields of study will continue to accelerate for the University. The Nursing and Health Promotions programs, which are already at capacity, will need to expand to meet growing demand for training in these fields. Additional programs include Master of Occupational Therapy, Sports Medicine, expansion of Kinesiology, Physician Assistant, and Master of Public Health. These and other health related programs will require additional teaching, laboratory, research and professional office space. This project is on the Capital Improvements Program and will be initiated in FY 2021 pending authorization of the issuance of Tuition Revenue Bonds.

3) College of Medicine Parking Structure

Programmer: TBD

Est. Cost: \$15,000,000

Although it is not a Tuition Revenue Bond (TRB) request, this project is dependent on approval of the University's TRB request for the School of Allied Health, as construction of a parking structure is necessary to create space for that project within an existing surface parking lot at the University's Conroe campus. It is anticipated that this 180,000 gross square foot parking structure will provide approximately 550 parking spaces. This project was added to the Capital Improvements Program in August 2020 and the project will be initiated in FY 2021 pending approval of the Allied Health Sciences Building project.

4) Gibbs Ranch Equestrian Facility & Agriculture Labs

Programmer: Facilities Programming & Consulting Est. Cost: \$13,500,000

The new equestrian facility will be located at the University-owned Gibbs Ranch property. The project will consist of a new equine academic/rodeo training arena, a classroom/office building, a stall barn with equine physiology lab, a hay/equipment storage barn and site amenities that include a horse walker and pens. The estimated total project cost will be funded by TSUS Bonds and gifts. The University is working with donors and System Administration to establish a procurement strategy that facilitates donations of materials and labor.

5) Innovation Plaza – Hotel/Conference and Training Center

Programmer: N/A Est. Cost: \$30,000,000

SHSU terminated its negotiations with Tullis Development, LLC and is now working with a real estate development consultant to reevaluate the Public Private Partnership (P3) concept in preparation of a possible future solicitation.

6) North Residence Hall

Programmer: Facilities Programming and Consulting Est. Cost: \$62,200,000

The North Residence Hall project will provide the additional 640 beds needed on the north side of the main campus per the 2012 Master Plan Update. Design fee negotiations with the highest-ranked firm responding to the Design-Build solicitation will begin on October 6, 2020. The bridging documents included with the design criteria package will expedite schematic design and make submission of the Design Development Submittal at the February 2021 Board Meeting possible. Fast track construction strategies and significant use of prefabrication will be leveraged to open the facility for the Fall 2022 semester.

7) Recreational Sports Expansion

Programmer: Facilities Programming and Consulting Est. Cost: \$7,500,000

Programming is complete for this project that will address the University's current shortage of indoor recreational sports facilities. The project will repurpose a portion of the existing Health & Kinesiology Center and renovate the existing Recreational Sports building to improve current spaces and create new fitness, personal training and staff support areas. An addition will house a new basketball court for intramural competition. Completion is targeted for fall 2022.

II. Design and Construction Document Phase

8) Beach Volleyball and Tennis Complex, Phase 1 – Project performed under President’s Authority

Architect: PBK Sports
Contractor: TBD
Design Stage: Construction Documents

Est. Cost: \$1,000,000
Est. Completion: April 30, 2021

The new Beach Volleyball & Tennis Complex will be constructed on property adjacent to the main campus and host the University’s tennis and future competition beach volleyball teams. Relocation of tennis facilities will free-up land closer to the center of main campus for academic use. In order to host future NCAA championship competitions, the project’s master plan calls for five sand beach volleyball pits, eight outdoor and two indoor tennis courts, locker room and concession facilities and paved parking areas to be constructed in three phases. This initial phase of the project includes the outdoor tennis courts along with a gravel surface parking area and infrastructure to support future phases. Design will be complete in October 2020 and the contractor will be procured via competitive sealed proposal.

9) East Central Plant Automation Upgrades – Project performed under President’s Authority

Architect: Energy Engineering Assoc.
Contractor: TBD
Design Stage: Construction Documents

Est. Cost: \$1,750,000
Est. Completion: Mar. 31, 2021

Except for equipment installed as part of the East Plant Expansion project, the University’s East Central Plant is not under automatic control. Chillers, pumps and valves must all be manually manipulated by technicians to compensate for variations in campus chilled water demand. This results in operational and energy use inefficiencies. This project will replace existing chilled water pumps and valves, install automatic digital controls and reconfigure the plant’s chilled water header to allow for efficient, fully-automated operation of the plant. Design is complete and the request for proposals for a contractor will be issued in October 2020.

10) Holleman Field Artificial Turf – Project performed under President’s Authority

Architect: Jose I. Guerra, Inc.
Contractor: TBD
Design Stage: Construction Documents

Est. Cost: \$2,000,000
Est. Completion: Aug. 13, 2021

The growth of the University’s intramural athletics programs has put pressure on existing recreational sports venues. Heavy use of Holleman Field has made it difficult to maintain the baseball/softball field’s natural turf. The University plans to replace the field’s existing turf with artificial turf. Site drainage and perimeter fencing will also be addressed. The project will be completed in two phases: site drainage and turf installation. Design of site drainage was completed on September 30, 2020 and the request for contractors’ proposals for this scope will be issued in October 2020. Procurement for the turf installation phase of the project

will be via a state-wide cooperative contract.

11) Lee Drain Building Level 1 Renovation – Delegated Project

Architect: PBK Architects
Contractor: TBD
Design Stage: Construction Documents

Est. Cost: \$5,500,000
Est. Completion: June 25, 2021

This project is related to the Recreational Sports Expansion project. For recreational sports to expand, academic programs within the existing Health and Kinesiology Center must relocate. Vacated in the summer of 2018, the Lee Drain Building Level 1 is an ideal location for these academic programs and this project will repurpose Level 1 for use by the University's Physical Education and Kinesiology programs. Buildout of lab space shared by the College of Health Sciences, the College of Science & Engineering Technology and Research and Sponsored Programs is included in the project. Competitive Sealed Proposals for contractors were received on September 1, 2020 and an apparent best value contractor identified. Based on the proposals received, the total project cost will exceed the President's authority. Construction of the project is dependent on approval of a request for delegation of authority to be submitted in October 2020.

12) New Parking Structure (Avenue I)

Design-Build Contractor:
J.T. Vaughn Construction, LLC
Design Stage: Design Development

Est. Cost: \$12,000,000
Est. Completion: Feb.11, 2022

This 547-car parking structure will be located between the existing Sam Houston Parking Garage and future North Residence Hall and will provide much needed parking for residence halls on the north side of the main campus. The project will be presented at the November 2020 Board Meeting for approval.

13) Ron Mafrige Field House Renovation

Architect: PBK Sports
Contractor: White Construction Company
Design Stage: Construction Documents

Est. Cost: \$15,618,000
Est. Completion: Sep. 17, 2021

The Ron Mafrige Field House houses a majority of University athletics offices as well as locker rooms for various sports. The facility was completed and occupied in 1986 and serves as the main recruiting center for the University's athletics program. The building's infrastructure has exceeded its useful life and requires replacement. Spatial repurposing for the growing athletics programs and the addition of a visitor's locker room will be addressed as part of this project. The Design Development Submittal was approved by the Board in August 2020. The Guaranteed Maximum Price proposal is under review with approval and notice to proceed to construction anticipated in October 2020.

III. Construction Phase

14) Newton Gresham Library Renovation

Architect: Shepley Bulfinch	Est. Cost: \$15,200,000
Contractor: Kitchell Contractors, Inc.	Est. Completion: Jan. 7, 2021
Percent Complete: 60%	

The key programmatic goal for this project is the consolidation and integration of the University's Academic Success Center into the Newton Gresham Library building. Focused on the first and second levels of the building, this 70,000 gross square foot renovation also includes new and upgraded library staff and patron spaces, an updated Starbucks store and improvements to the building's west façade and main entry sequence. Construction of this multi-phased project commenced on May 4, 2020 and several renovated areas have been completed and occupied.

IV. Completed Projects

15) Art Complex and Associated Infrastructure

Architect: Kirksey / Gund Partnership	Cost: \$37,000,000
Contractor: Manhattan	Completion: Oct. 4, 2019

Relocating the Arts Complex to the eastern side of the campus creates a strong arts program and accommodates future growth. This 71,000 gross square foot building provides studios and instructional space, academic support through galleries, multipurpose rooms and faculty offices. The project suffered some construction delays and the building interior was completed on August 12, 2019, facilitating occupancy for the start of the Fall 2019 semester. Project closeout is nearing completion and it is anticipated the final report will be submitted at the February 2021 Board Meeting.

16) Coliseum Parking Structure

Design-Build Contractor: Flintco, LLC	Cost: \$12,144,294
	Completion: July 16, 2020

This 551-car parking structure located adjacent to the Bernard Johnson Coliseum, addresses accessibility issues at the Coliseum and alleviates parking congestion on the south side of the main campus. The garage and associated office building were completed on schedule and are currently in use. Project closeout is ongoing.

submitted to System Administration.

21) Hurricane Harvey Recovery – Delegated Project

Architect: Various
Contractor: Various

Cost: \$2,352,322
Completion: July 31, 2020

This project originated with the recovery and remediation efforts immediately following the Hurricane Harvey weather event and expanded to encompass building envelope assessments and repairs on multiple buildings damaged during that weather event. Multiple envelope consultants, remediation/restoration firms and contractors were engaged over the course of the project. Project closeout is complete and a delegated project close-out report will be submitted to System Administration.

22) Lowman Student Center Phase 2 Renovation

Architect: EYP, Inc.
Contractor: J.T. Vaughn Construction, LLC

Cost: \$18,075,240
Completion: July 1, 2020

This renovation of the Lowman Student Center is a companion project to the Lowman Student Center Addition. The project encompasses most of the existing student center and updated and unified the building with the addition. In November 2019, the Board approved an increase in the total project cost to incorporate buildout of the Barnes & Noble bookstore and audio-visual equipment into the project. The original scope of the project was substantially complete on March 14, 2020, two months ahead of schedule. However, a post substantial completion change order for cosmetic upgrades to the Theater Lobby and restrooms (areas excluded from the original scope) was not completed until July 1, 2020. Punchlist corrections are complete. Project closeout is nearing completion and it is anticipated the final report will be submitted at the February 2021 Board Meeting.

V. Final Reports

N/A

**Sul Ross State University
Summary
(as of October 1, 2020)**

I. Project Planning, Programming and Procurement

1) Academic Building

Programmer: TBD

Est. Cost: \$44,235,000

A proposed academic building will establish pre-engineering, pre-law and nursing education to serve a nine-county area. The new state-of-the-art facility includes classrooms, laboratories, specialized equipment, and a replicated hospital setting. In conjunction with the ongoing Campus Master Plan effort, the Middle Rio Grande Campuses will be included and will consider if one large multi-story building or two would better serve the needs of the University and also identify viable locations for the building. This project will be initiated in 2021, pending authorization of the issuance of Tuition Revenue Bonds by the 87th Legislature.

2) Fine Arts Facility Expansion

Programmer: TBD

Est. Cost: \$35,250,000

The expansion of the Fine Arts Facility is part of the campus master plan and will address inadequate existing facilities. The current performance stage is too small and does not have dressing facilities nor is a suitable venue for performances. Expansion will provide a more up to date and useable structure that can help to enhance theatre productions and performance in providing a setting that is up to date and more accessible to the public. New state-of-the-art facilities will help satisfy existing needs, enhance student recruitment, and provide economic and cultural development in the region. This project will be initiated in 2021, pending authorization of the issuance of Tuition Revenue Bonds by the 87th Legislature.

II. Design and Construction Document Phase

3) Museum of the Big Bend Annex

Architect: Page, Southerland, Page

Est. Cost: \$10,000,000

Contractor: TBD

Est Completion: TBD

Design Stage: Design Development

The annex will be located on the main campus, directly behind the current museum and includes space for three exhibit areas to feature the Yana and Marty Davis Map Collection, Tom Lea Regional Southwestern Art, and an Archaeology Gallery that will feature the Livermore Cache in collaboration with findings from the Center for Big Bend Studies. Also included in the annex will be additional secure collection storage and facilities to expand the adult and children's educational programs. The project will be presented at the November 2020 Board Meeting for approval.

Construction Documents will be available in late January 2021 and construction will start in early 2021.

4) Campus Access (Phase II) – Delegated Project

Architect: Line and Space	Est. Cost:	\$2,101,000
Contractor: TBD	Est. Completion:	April 2021
Design Stage: Construction Documents		

The project is being designed in conjunction with Campus Access Phase III. As envisioned in the 2011 Master Plan, the Campus Access Project will be completed in three phases. The Campus Access II project addresses a walkway and seating area north of the Fine Arts Building to complete the pathway from Phase I; a centennial plaza gathering space in front of the Morelock Academic Building; enhancements to the circular drive in front of the Briscoe Administration Building; and, landscaping improvements in front of the Fine Arts Building. Construction Documents are over 50% complete and should be completed by the end of October. Construction is expected to take 3-4 months.

5) Campus Access (Phase III) – Delegated Project

Architect: Line and Space	Est. Cost:	\$2,500,000
Contractor: TBD	Est. Completion:	April 2021
Design Stage: Construction Documents		

The project is being designed in conjunction with Campus Access Phase II. As envisioned in the 2011 Master Plan, the Campus Access Project will be completed in three phases. The Campus Access III project will enhance connectivity from the southeast end of campus to the main campus utilizing landscaping, pedestrian paths/walkways, incorporating way finding, student gathering sites, and a walking/jogging trail. Construction Documents are over 50% complete and should be completed by the end of October. Construction is expected to take 3-4 months.

6) University Visitor Center – Delegated Project

Architect: Vandergriff Group	Est. Cost:	\$2,900,000
Contractor: TBD	Est. Completion:	July 2021
Design Stage: Construction Documents		

Project has been cancelled and the President is considering other options for utilizing the remaining funds in adherence to tenets of the original funding guidelines.

III. Construction Phase

7) Campus Access (Phase I) – Delegated Project

Architect: ARTchitecture (IDIQ) Est. Cost: \$1,400,000
Contractor: Pride General Contractors Est. Completion: December 2020
Percent Complete: 85%

The Campus Access I project connects academic and residential life utilizing landscaping, pedestrian paths/walkways, vehicular traffic surfaces incorporating way finding, and student gathering sites. The project includes the North Quadrangle Improvements and the inclusion of the Big Bend Law Enforcement Memorial monument. A summary document was prepared outlining remaining tasks for completion of the project and items requiring repairs or replacement associated with observed structural cracking in the retaining walls. The campus continues to work with the existing contractor to arrange for the remaining work to be completed. One final attempt is being made before another contractor is engaged to complete the project, utilizing the remaining funds in the existing contract. Approximately 2-3 months will be necessary to complete the project once forces are mobilized for construction.

IV. Completed Projects

N/A

V. Final Reports

N/A

**The Texas State University System
Summary
(as of October 1, 2020)**

I. Project Planning & Programming

1) Field Research Station

Programmer: N/A

Est. Cost: \$15,000,000

The Texas State University System (TSUS) acquired Christmas Mountains, located in Brewster County, in 2010 from the Texas General Land Office. Christmas Mountains serves as a 9,600-acre field laboratory for students and faculty conducting research, educational outreach, and networking. Opportunities are limited on the magnificent location due to inadequate infrastructure. To further the use of this property, TSUS seeks to build an approximate 7,000 square foot Field Research Station that will include classroom and gathering space, research space, overnight accommodations, and storage. Additionally, the Christmas Mountains is home to Ament Lake Dam, constructed in 1911, and in need of extensive repair to prevent any breach. The project is on the Capital Improvements Program and will be initiated in 2021 pending authorization of the issuance of Tuition Revenue Bonds.

II. Design and Construction Document Phase

N/A

III. Construction Phase

N/A

IV. Completed Projects

N/A

V. Final Reports

N/A

**Texas State University
Summary
(as of October 1, 2020)**

I. Project Planning, Programming and Procurement

1) Esperanza Hall (formerly Round Rock Health Professions Building 2)

Programmer: Facility Programming and Consulting Est. Cost: \$88,000,000

The program for Esperanza Hall is complete. This will be the fourth academic building on the Round Rock Campus and includes classrooms, labs, and offices to support four departments in the College of Health Professions, the Advising Center, and the Dean's Office. The program document guided Texas State University in preparing the Tuition Revenue Bond funding request from the 87th Texas Legislature. This project is on the Capital Improvements Program and will be initiated in 2022 pending funding.

2) Evans Auditorium Renovation – Delegated Project

Programmer: N/A Est. Cost: \$3,000,000

This project will involve major renovations of the existing theater including the public areas, stage area, stage lighting, curtains, sound system and ADA access.

3) Music Building

Programmer: Facility Programming and Consulting Est. Cost: \$70,000,000

Programming has been completed for a new Music Building to be constructed near the Performing Arts Center and the Theater Center in order to address the pressing needs of the School of Music. The new building will include classrooms, offices, and rehearsal spaces. The completed program of June 2019 resulted in a project size of 110,128 gross square feet. The program and concept renderings will be used for fund raising purposes as the project is to be funded largely through philanthropic means as well as The Texas State University System Revenue Bonds.

4) STEM Academic Building

Programmer: Facility Programming and Consulting Est. Cost: \$157,000,000

The College of Science and Engineering is the largest college at Texas State University, in terms of enrollment, and needs additional space to continue to grow. The proposed 200,000 gross square foot Science, Technology, Engineering, and Math (STEM) building will be located on the San Marcos Campus. It is currently proposed to house the departments of Mathematics, Computer Science, and Criminal Justice, and will provide teaching space for several other academic disciplines. This project is on the Capital Improvement Program and will be initiated in 2022 pending funding.

II. Design and Construction Document Phase

5) ALERRT Center Office & Parking - Delegated Project

Architect: Kimley-Horn	Est. Cost:	\$1,900,000
Contractor: TBD	Est. Completion:	TBD
Design Stage: Construction Documents		

The architect is preparing documents to release for bids. Construction is anticipated to start in February 2021.

6) Anthropology Lab Offices Building - Delegated Project

Architect: Fisher Heck	Est. Cost:	\$1,600,000
Contractor: TBD	Est. Completion:	TBD
Design Stage: Construction Documents		

This project provides a new slab on grade metal building to house lab and office space for Anthropology. The architect is preparing documents to release for bids. Final permitting issues are being discussed with the City of San Marcos, and TCEQ. Construction is anticipated to start in February 2021.

7) Campus Potable Water System Upgrades - Delegated Project

Engineer: Kimley-Horn	Est. Cost:	\$3,400,000
Contractor: TBD	Est. Completion:	January 2022
Design Stage: Construction Documents		

This project involves the cleaning of the interior and exterior of the existing elevated water tower at West Campus, making repairs as required and re-painting the tower. Construction documents are complete, however, based on the results of a water modeling report, and the need to install larger pumps to meet the water demand, a new water line from Holland Street is required to meet water demands during construction.

8) Film and Television Studios (previously Aqua Sports Center Renovation)

Architect: The Lawrence Group Architects	Est. Cost:	\$10,000,000
Contractor: J.T. Vaughn Construction, LLC	Est. Completion:	May 2022
Design Stage: Schematic Design		

This project will provide much needed space for students pursuing a minor in filmography and media studies and provide a net gain in teaching labs that achieve a higher degree of acoustical performance for their specialized course of work. Schematic design has started however the scope of work changed from a renovation project of an older building to a new construction project after it was discovered that the Aqua Sports Center building's structural system had deteriorated due to decades of chlorine exposure making it fiscally unreasonable to renovate the building. The new site assessment is underway.

9) Hilltop Housing Complex

Architect: BGK Architects	Est. Cost:	\$96,700,000
Contractor: Vaughn Construction, LLC	Est. Completion:	TBD
Design Stage: Construction Documents		

This project will include the construction of two, seven-story student housing structures, accommodating 1006 beds, comprised of 241,000 gross square feet. 100% complete construction documents are currently under review. The construction phase is delayed until student enrollment rebounds after the COVID-19 pandemic.

10) Infrastructure Research Laboratory

Architect: Alamo Architects	Est. Cost:	\$18,200,000
Contractor: TBD	Est. Completion:	July 2022
Design Stage: Design Development		

The Infrastructure Research Laboratory is on the Capital Improvements Program. This project will support the new Bachelor of Science in Civil Engineering degree program in the College of Science and Engineering, providing a state-of-the-art research lab that will provide strength and structural testing for concrete beams, materials, and other advanced technologies. The project will be presented at the November 2020 Board Meeting for approval.

11) JC Kellam HVAC & Controls Replacement - Delegated Project

Engineer: Energy Engineering Associates	Est. Cost:	\$3,850,000
Contractor: TBD	Est. Completion:	January 2021
Design Stage: Construction Documents		

This project involves removing the existing air handling units and replacing them with new high efficiency units, DDC controls and fire alarm system. Construction documents have been completed and bids have been received. A best and final offer has been received from the top respondent and a contract for construction is pending. Construction is anticipated to start in December 2020 during the winter break.

III. Construction Phase

12) Bobcat Stadium Seating Anchor Replacement - Delegated Project

Engineer: Datum Engineering	Est. Cost:	\$2,200,000
Contractor: TBD	Est. Completion:	June 2021
Percent Complete: 0%		

This project involves the replacement of bench seat anchors in the football stadium due to galvanic corrosion and wear. Construction documents have been completed. Athletics has revised the seating type for Sections 101-105 to accommodate stadium seating. Project will be released for bids following the 2020

football season.

13) Campus Wide Lighting Modifications - Delegated Project

Consultant: Hubbell	Est. Cost:	\$2,200,000
Contractor: Prism Electric	Est. Completion:	Fall 2020
Percent Complete: 95%		

This project adds additional lighting on campus to improve student and faculty safety. Standardization of poles and fixtures across campus and new technology LED lights will save money and maintenance time for the University. The final lighting replacement is currently underway at the Child Development Center, which was delayed due to the COVID-19 pandemic.

14) Round Rock – Avery Building Improvements - Delegated Project

Architect: Chesney Morales Partners, Inc.	Est. Cost:	\$3,100,000
Contractor: Nobel General Contractors	Est. Completion:	February 2021
Percent Complete: 95%		

The project involves the renovation of the existing basement in the Avery Building to include a multi-purpose room, gym, and elevator for campus recreation. The new gym and multi-purpose room will reach substantial completion in July 2020. The new stair and common area lobby will be complete by the end of February 2021.

15) Round Rock Campus Services Building

Architect: McKinney York Architects	Est. Cost:	\$6,100,000
Contractor: Kitchell Construction	Est. Completion:	May 2021
Percent Complete: 5%		

Construction of the Round Rock Campus Services Building started in September 2020. This project will fulfill the dedicated facility needs for Facilities Staff, Receiving and Warehouse Services, Environmental, Health, Safety and Risk Management Department, Distance Education Staff, Parking Services, Mail Services, University Police Department, and IT Department. Design Development was approved at the May 2020 Board of Regents Meeting.

16) University Police Department Building

Architect: Atkins North America	Est. Cost:	\$9,000,000
Contractor: Vaughn Construction	Est. Completion:	February 2022
Percent Complete: 1%		

This project includes a new building of approximately 20,987 gross square feet and will re-locate the University Police Department from its current home to make room for the Academic Testing Center. This project received a Guaranteed Maximum Price in September and started construction in October 2020.

IV. Completed Projects

17) Albert B. Alkek Library Learning Commons

Architect: Brown Reynolds Watford Architects Cost: \$8,300,000
Contractor: JE Dunn Construction Completion: Feb. 2020
Percent Complete: 100%

The final report for the Albert B. Alkek Library Learning Commons is being prepared.

18) Albert B. Alkek Library – Starbucks – Delegated Project

Architect: Starbucks Corp. with Pfluger Architects Cost: \$1,500,000
Contractor: Vaughn Construction Completion: March 2020
Percent Complete: 100%

The Albert B. Alkek Library Starbucks project reached substantial completion in March 2020. The Delegated Close-Out Report is in process and will be submitted to System Administration.

19) Albert B. Alkek Library 7th Floor Wittliff Collections Expansion

Architect: McKinney York Architects Cost: \$4,700,000
Contractor: JE Dunn Construction Completion: Jan. 2020
Percent Complete: 100%

The Albert B. Alkek Library 7th Floor Wittliff Collections Expansion reached substantial completion in January 2020. The final report is being prepared.

20) Bobcat Athletics Venue AV Production Cabling - Delegated Project

Architect: N/A Cost: \$2,100,000
Contractor: Ford Audio-Visual Completion: June 2020
Percent Complete: 100%

The Bobcat Athletics Venue AV Production Cabling project reached substantial completion in June 2020. A delegated project close-out report is in process and will be submitted to System Administration.

21) Campus Recreation Sports Fields

Architect: Perkins + Will Architects Cost: \$7,400,000
Contractor: JT Vaughn Construction, LLC Completion: June 2020
Percent Complete: 100%

The work on the Campus Recreation Sports Fields was completed in June 2020. The final report is being prepared.

22) Centennial 4th Floor Office Renovations - Delegated Project

Engineer: WJE, Inc.	Cost:	\$1,900,000
Contractor: LMC	Completion:	June 2020
Percent Complete: 100%		

Construction on the Centennial 4th Floor Office Renovations reached substantial completion in June 2020. A delegated project close-out report is in process and will be submitted to System Administration.

23) Central Heating Plant Chiller Replacement - Delegated Project

Engineer: EEA Consultants	Cost:	\$3,800,000
Contractor: Johnson Controls, Inc.	Completion:	April 2020
Percent Complete: 100%		

This Central Heating Plant Chiller Replacement project reached substantial completion in April 2020. A delegated project close-out report is in process and will be submitted to System Administration.

24) Chemistry Building Breezeway Buildout - Delegated Project

Architect: Chesney Morales Partners, Inc.	Cost:	\$1,700,000
Contractor: Vaughn Construction	Completion:	May 2020
Percent Complete: 100%		

The Chemistry Building Breezeway Buildout project reached substantial completion in May 2020. A delegated project close-out report is in process and will be submitted to System Administration.

25) DHRL Blanco Hall Renovations

Architect: Pfluger Architects	Cost:	\$29,600,000
Contractor: SpawGlass Construction Corp.	Completion:	July 2019
Percent Complete: 100%		

The Blanco Hall Renovations project reached substantial completion in July 2019. The final report is being prepared.

26) DHRL Hilltop Complex (Utilities)

Architect: BGK Architects	Cost:	\$5,000,000
Contractor: Vaughn Construction, LLC	Completion:	March 2020
Percent Complete: 100%		

The Hilltop Complex Utility upgrade project reached substantial completion in March 2020. The final report is being prepared.

27) Elliott Hall Repurposing

Architect: LPA Architects	Cost: \$6,650,000
Contractor: Hill & Wilkinson	Completion: January 2020
Percent Complete: 100%	

The Elliott Hall Repurposing project reached substantial completion in January 2020. The final report is being prepared.

28) Family and Consumer Sciences Vivarium Research Facility

Architect: Perkins + Will	Cost: \$3,867,000
Contractor: JT Vaughn Construction, LLC.	Completion: August 2019
Percent Complete: 100%	

The Family and Consumer Sciences Vivarium Research Facility reached substantial completion in August 2019. The final report is being prepared.

29) Hines Academic Center Repairs - Delegated Project

Engineer: WJE	Cost: \$1,500,000
Contractor: LD Tebben Roofing	Completion: June 2020
Percent Complete: 100%	

The Hines Academic Center Repairs project reached substantial completion in June 2020. A delegated project close-out report is in process and will be submitted to System Administration.

30) Jowers Center Renovation - Delegated Project

Architect: Lym Miller Architects	Est. Cost: \$3,416,000
Contractor: Noble General Contractors	Completion: April 2020
Percent Complete: 100%	

The Jowers Center Renovation project reached substantial completion in April 2020. A delegated project close-out report is in process and will be submitted to System Administration.

31) LBJ Student Center Expansion

Architect: Atkins North America	Cost: \$31,200,000
Contractor: J.T. Vaughn Construction, LLC	Completion: January 2020
Percent Complete: 100%	

The LBJ Student Center Expansion reached Substantial Completion on December 18, 2019. The final report is being prepared.

32) Lindsey Street Surface Parking – Delegated Project

Engineer: JD Engineering	Cost: \$3,400,000
Contractor: TFL, Inc.	Completion: March 2020
Percent Complete: 100%	

The Lindsey Street Surface Parking project reached substantial completion in March 2020. A delegated project close-out report is in process and will be submitted to System Administration.

33) Roy F. Mitte Engineering Building Space Reconfigurations

Architect: Brown Reynolds Watford Architects	Cost: \$6,500,000
Contractor (Ph I): Sullivan Contracting Services	Completion: June 2020
Percent Complete: 100% (Ph I)	
Contractor (Ph II): Noble Construction	Completion: July 2020
Percent Complete: 100% (Ph II)	

Construction on Phase I & Phase II is complete. The final report is underway.

34) University Events Center Expansion

Architect: Sink Combs Dethlefs	Cost: \$62,500,000
Contractor: Turner Construction Company	Completion: October 2018
Percent Complete: 100%	

Substantial completion was reached in October 2018. The final report is underway.

V. Final Reports

35) Bruce and Gloria Ingram Hall (previously Engineering and Science Building)

Architect: Treanor Architects/Alamo Architects	Cost: \$111,205,098
Contractor: SpawGlass Contractors, Inc.	Completion: Dec. 2018
Percent Complete: 100%	

Substantial completion was reached in December 2018. The final report will be presented at the November 2020 meeting of the Board of Regents.

FINAL REPORT FOR
Engineering and Science Building (Ingram Hall)
Texas State University

PROJECT DESCRIPTION:

The 166,851 gross square foot Engineering and Science Building has provided space for the Ingram School of Engineering, with configurable research laboratories, teaching labs, large classrooms, spaces for faculty, and graduate student offices. The research and education disciplines that occupy the building includes Civil Engineering, Environmental Engineering, Manufacturing Engineering, Electrical Engineering and Biology. In support of the College of Science and Engineering, an advising center and administrative offices. The Architect of Record was Treanor Architects and SpawGlass Contractors, Inc. the general contractor. Substantial Completion was achieved on December 7, 2018.

FINANCIAL INFORMATION:

Project Line	Approved BOR Budget	Commitments	Adjustments	Change Orders	Final Amount
Construction Cost Limitation	\$ 84,192,246.00	\$ 84,272,612.00	\$ (180,008.03)	\$ 6,637,925.01	\$ 90,730,528.98
Contingency	\$ 7,689,754.00	\$ -	\$ -	\$ -	\$ -
Architect/Engineering	\$ 8,613,000.00	\$ 6,842,731.71	\$ -	\$ -	\$ 6,842,731.71
Owner Services	\$ 9,350,000.00	\$ 2,223,611.73	\$ -	\$ -	\$ 2,223,611.73
Other	\$ 10,155,000.00	\$ 11,408,225.42	\$ -	\$ -	\$ 11,408,225.42
Total	\$ 120,000,000.00	\$ 104,747,180.86	\$ (180,008.03)	\$ 6,637,925.01	\$ 111,205,097.84

LIQUIDATED DAMAGES/SETTLEMENTS:

CHANGE ORDERS:

No.	Description	Amount	Time Adjustment
1	CO #15 (CP-140) Structural Changes	\$ 3,000,000.00	154
2	CO #17 (CP-149) AV System Revisions	\$ 2,247,200.40	0
3	CO #24 (CP-194) AV System Revisions	\$ 1,294.60	0
4	CO #28 (CP-222) Generator Exhaust Ductwork; (CP-223) Waterline Repairs at Vista Street & PH9; (CP-224) ESB Donor Wall (CP-226) Drainage fix at northeast building corner (CP-227) Revised millwork room 4001C (CP-228) Floor Sink Weep Holes	\$ 137,481.86	0
5	CO #30 (CP-230) Add smoke baffle system (CP-236) Toilet partition bracing (CP-237) Insulation for AHU receiving condensate	\$ 102,843.20	0

6	CO #31 (CP-242) Room 3101/4101 revised FPDC mounts (CP-243) Relocate LL fixtures at area a much well (CP-244) Isolation damper changes (CP-245) Projector Screen Coordination (CP-246) PR 83 door closer drop plates and doorshoe (CP-247) Office marker board revisions (CP-249) Revised door 4107 (CP-250) Autoclave plumbing and electrical revisions (CP-252) AV Floor boxes (CP-253) Conference room 5102 Revisions (CP-254) 101400 Signage submittal (CP-255) Request for loop at VV #2 (CP-256) Printer power at collab 1201	\$ 95,708.61	0
7	CO #33 (CP-257) Floor waxing required (CP-258) Penthouse and 1202 lighting changes (CP-261) Revised mounting stair (4) light fixtures (CP-262) Head detail at stair curtain walls (CP-263) Egress signage and barricades (CP-264) Owner changed accent	\$ 21,119.52	0
8	CO #34 (CP-251) Slope concrete at paver roof	\$ 28,456.90	0
9	CO #36 (CP-265) Electrical changes to coffee area (CP-266) ADA seating at garden roof (CP-267) Revised SOO for return air fan (CP-269) Ext CW and punch opening jamb detail (CP-270) PCHW system loops required (CP-271) Additional scaffold costs (CP-272) Additional daily cleaning (CP-275) Downspout drainage at garden roof (CP-276) Additional hot applied ILD test (CP-277) Relocating RR FCU filters	\$ 362,437.03	0
10	CO #37 (CP-278) Extended general conditions (CP-279) 5001E Island receptacle change (CP-280) Door 1C06 auto operator actuator access	\$ 214,600.46	0
11	CO #38 (CP-281) Added insulation at FCU Hub drains	\$ 92,886.86	0

	(CP-282) North entry auto operators (CP-283) Additional patchwork/paint for changes (CP-284) Shunt trip breakers (CP-285) Duct detector replacement (CP-286) Caulk corner guards (CP-287) Bench wiring changes at OSC (CP-288) Network closet and rack grounding		
12	CO #39 (CP-289) Patio threshold and added SS flashing (CP-290) RO/DI system electrical (CP-291) Power supplies for local alarms (CP-292) Data for BAS panels (CP-293) Overtime for project completion (CP-294) Additional lab casework	\$ 142,104.53	0
13	CO #40 (CP-295) Concrete donation overage (CP-296) Additional site mixed grout (CP-297) Unused allowance credit (CP-298) Power metering communications discrepancy (CP-299) Added poke thru locations	\$ 236,596.98	0
14	CO #41 Credit - CM Contingency Credit - Buyout Contingency Credit - Wassau Paver	\$ (44,805.94)	0
Total		\$ 6,637,925.01	154

HUB PARTICIPATION:

Percent: 7%

Amount: \$6,764,729

SCHEDULE INFORMATION:

Project Time Line		Comments/Notes for Project Time Line:
Construction Commencement Date	7/16/2016	Program issued November 2015. The Board of Regents approved the Design Development in May 2016 and Construction Documents were completed in November 2016. Buyout was completed in August 2017 with the approval of the final Best Value Recommended Subcontractor Binder. Substantial Completion occurred on December 7, 2018.
Original Duration (days)	874	
Change Order Adjustments	154	
Liquidated Damage Adjustments (days)	0	
Contract Completion Date	12/7/2018	
Actual Completion Date	12/7/2018	
Difference Between Contract and Actual Completion Date	0	

BUILDING PERFORMANCE/SUSTAINABILITY EVALUATION OR GENERAL COMMENTS :

The project incorporates SECO and ASHRAE 90.1 requirements for mechanical efficiencies and utilizes low-flow plumbing fixtures with sensor operated flush valves and controls. Energy efficient LED lighting is used throughout and automatic controlled devices are used to shut off lights when not in use. Acoustically, wall, floor and ceiling systems have been designed to limit the transfer of noise between spaces.

ARCHITECT/ENGINEER EVALUATION:

The overall performance of the Architectural firm of Treanor Architects and its consultants was average. A significant error and omission linked to the architects on structural engineering consultants surfaced late during the construction phase of the project.

CONTRACTOR EVALUATION

The performance of SpawGlass Contractors, the CMAR, was average. SpawGlass Contractors was average in their support to the AE team and in their supervision of the construction.

APPROVAL BY ALL AUTHORITIES HAVING JURISDICTION:

Life Safety inspections and approvals were conducted and received from Texas State University EHSRM Department. Code Review and Inspections were performed by the Division-Architectural Barriers Program of the Texas Department of Licensing and Regulation to ensure accessibility of the physically impaired in this project. No Federal funding was involved; therefore, no other approvals from Federal or State agencies was necessary.

APPENDIX – PRESIDENTS’ REPORTS



**President's Briefing for
The Texas State University System
Board of Regents
November 2020**

RETENTION & RECRUITMENT

Lamar University has many strategic initiatives underway to address recruitment and retention. Total preliminary enrollment numbers for Fall 2020 reached a total of 17,385 students, an 8% increase over Fall 2019. Notably, new first-time college freshman enrollment for Fall 2020 vs. 2019 increased by 20%, reaching a total of 1,424, a net of 238 students. In addition, despite the challenges during the COVID-19 pandemic, the yield on new first time freshmen admitted to enrolled increased by 2%. Over the past two enrollment cycles, LU focused efforts to serve our diverse population of students, and many coming from the growing Hispanic population. For Fall 2020, LU total undergraduate Hispanic headcount reached 21%, increasing by 3% over the last two years. The institutional goal is 25% Hispanic total undergraduate headcount by 2025. In order to meet this goal, LU is committed to supporting Hispanic prospective students through additional strategic planning in school districts where the Hispanic student application rate is high, and partnership with community-based organizations to yield more of these students. In addition, LU has begun delivering services from bilingual staff members. This includes a text message phone line, Spanish event-based programming such as monthly bi-lingual virtual information sessions and targeted messaging and communication in Spanish, such as an enrollment website translated to Spanish, and targeted communication to parents. Finally, our new AI Chatbot admissions team member, Chirp, is now bi-lingual and answering questions on the LU Español enrollment website.

The Lamar Link program was developed through a collaborative partnership with our local Texas State University System community colleges: Lamar Institute of Technology, Lamar State College Orange and Lamar State College Port Arthur. This innovative program provides first-time college students with comprehensive support from both institutions; offering affordability, access, and the eventual opportunity to enroll at Lamar University. In Fall 2019, the inaugural year of Lamar Link, LU partnered with Lamar Institute of Technology. Soon after the launch in Summer 2020, Lamar State College Orange became the second partner school with plans for Lamar State College Port Arthur to join in Summer 2021. In the next phase of these partnerships, LU looks forward to further expanding the collaboration with student success services as well as joint scholarship opportunities.

Six year graduation rate for Lamar University increased over 8% in FY19 as compared to FY18. LU also awarded 510, or 46.7% more, bachelor's degrees in FY19 as compared to FY04. Despite the pandemic, LU's first time in college one-year retention rate increased 2% year over year from Fall 2019 to Fall 2020. As all courses were abruptly pushed online last Spring, all academic and student service units quickly adapted and became virtual. Tutoring, advising, and academic coaching sessions used online platforms and did not see a decrease in overall traffic. Additionally, this Fall after the Beaumont area was affected by two hurricanes, our academic and student support services made proactive contact with and provided support to over 1,000 students who were directly impacted. Even after the pandemic and two hurricanes, LU's enrollment and retention numbers are on the rise including first, second and third year retention of undergraduates, which are precursors of positive future 4 and 6-year graduations rates.

The university continues its work with real-time data and proactive outreach campaigns to support students' progression toward and completion of their degree. These efforts include coordination of success network teams of academic and student support services, success coaches in each academic college to assist students in finding appropriate support for their concerns, the continued use of EAB's Navigate predictive analytics and advising platform and continued review of risk factor data.

ACADEMIC AFFAIRS:

Department of Biology

PUBLICATIONS – PEER-REVIEWED

Alitto RAS, Granadier G, Christensen AB, O'Hara T, Di Domenico M, Borges M (2020) Unraveling the taxonomic identity of Ophiothela (Verrill (1867) (Ophiuroidea) along the Brazilian coast. *J Mar Biol Soc UK* 1-14
<https://doi.org/10.1017/S002531542000034X>

Christensen, A.B., and M.I. Pyne. 2020. The effect of a permanent saltwater barrier on *Rangia cuneata*, an indicator species of brackish conditions. *Estuarine, Coastal, and Shelf Science* 243: 106800. (DOI: 10.1016/j.ecss.2020.106800)

Silvy, E.H., F.P. Gelwick and N. J. Silvy. 2020. Factors Affecting Dermo Disease (*Perkinsus marinus*) in Eastern Oysters (*Crassostrea virginica*) in Galveston Bay, Texas. *Journal of Environmental Science and Engineering*. (in press).

Ohs, C.L., A.H. Beany, and E.H. Silvy. 2020. Evaluation of retail markets and the perception and potential of marketing cultured bait shrimp. *Journal of Shellfish Research*. 39(2):471

Silvy, E.H. and T.D. Sink. 2020. Evaluation of the Safety and Gross Pathology of a Sucrose Based Excipient Intended to Deliver Time-Released Spawning Peptides in Warmwater Marine Fish. *Journal of Aquatic Resources and Marine Sciences*. 2020: 218-225

Silvy and T.D. Sink. 2020. Evaluating temperature and pressure shock to create gynogenetic cloned progeny in southern flounder (*Paralichthys lethostigma*). *North American Journal of Aquaculture*. DOI:10.1002/naaq.10160

Vasefi M., Ghaboolian-Zare E., Abedelwahab H., Osu A. 2020. Environmental Toxins and Alzheimer's Disease Progression. *Neurochemistry International*. (NCI_104852) in press

Vasefi M., Beazely M. 2020. Neuroprotective Effects of Direct Activation and Transactivation of PDGFB Receptors, *Vessel Plus* (10.20517/2574-1209.2020.16)

D Sebastian, CW Yao, I Lian. Multiscale corrosion analysis of superhydrophobic coating on 2024 aluminum alloy in a 3.5 wt% NaCl solution, *MRS Communications* 10 (2), 305-311

Jingqiang Li, Sithara S Wijeratne, Tyler E Nelson*, Tsung-Cheng Lin, Xin He, Xuewen Feng, Nicolas Nikoloutsos, Raymond Fang, Kevin Jiang, Ian Lian, Ching-Hwa Kiang. Dependence of Membrane Tether Strength on Substrate Rigidity Probed by Single Cell Force Spectroscopy *J. Phys. Chem. Lett.* 2020, 11, 10, 4173–4178

Xinyu Chen, Yi Gu, Jiajie Chen, Chang-Hung Lee, Ivan Gagne, Rui Tang, Lauren Waller, Zunming Zhang, Alex Ce Zhang, Yuanyuan Han, Weian Wang, Ian Y Lian, Sung Hwan Cho, Yu-Hwa Lo. Image-guided cell sorting using fast scanning lasers. *APL Photonics* 5, 040801 (2020)

Tsung-Cheng Lin, Jingqiang Li, Sithara S Wijeratne, Xin He, Xuewen Feng, Nicolas Nikoloutsos*, Raymond Fang, Kevin Jiang, Ian Y Lian, Ching-Hwa Kiang. Quantifying Substrate Rigidity Effects on Cancer Cell Mechanics using Single Cell Force Spectroscopy, *Biophysical Journal* 118 (3), 604

School of Nursing

Two nursing faculty members in the JoAnne Gay Dishman School of Nursing, Drs. Stacey Knight and Cynthia Pipkins, were awarded the Teaching Innovative Award from the Texas Organization of Baccalaureate and Graduate Nursing Education (TOBGNE). Knight and Pipkins received the award based on their implementation of an immersive service-learning study abroad trip to the Dominican Republic in 2019 to study the rural healthcare needs of the Dominican people. <https://www.lamar.edu/news-and-events/news/2020/02/nursing-faculty-awarded-teaching-innovative-award.html>

Department of Physics

GRANT AWARDED

National Science Foundation. Philip Cole Project Title: RUI: Probing the Structure of Nucleons in Omega Meson Electroproduction. Awarded. \$225,000. 9/01/20 to 8/31/23

Department of Political Science

Easterly, Bianca and Raymond Tatalovich. 2020. The People Have Spoken: Post-Materialism and Ballot Measure Voting on Physician Aid in Dying (PAD), *Death Studies*.

Mann, Jim P. and Brian D. Williams. 2020. Policing in the Eye of the Storm, *Journal of Police and Criminal Psychology*.

Williams, Brian D. and JP Nelson .Forthcoming. Media, Governance and Ebola: What Local Government Needs to Understand about Media Influence of Response Operations When the Improbable Becomes Reality?, *Journal of Homeland Security and Emergency Management*.

College of Engineering

The College of Engineering hosted its fourth annual Math “SMART” Camp this August prior to the fall 2020 semester. Incoming students were invited to attend math skills courses on campus or participate virtually. Math Department faculty were on hand to teach and assist the students. <https://www.lamar.edu/news-and-events/news/2020/08/college-of-engineering-hosts-fourth-annual-smart-camp.html>.

The College of Engineering hosted two popular summer camps, Lamar Introduction to Engineering Camp and Project Engineer, virtually this year in response to the COVID-19 pandemic. A total of 38 students from 7th-12th grade spent the week attending online sessions with COE faculty and students. <https://www.lamar.edu/news-and-events/news/2020/07/lu-engineering-hosts-annual-stem-summer-camps-virtually.html>.

The Texas Space Grant Consortium, funded through a NASA Training Grant, has awarded five students from the College of Engineering the STEM Columbia Crew Memorial Scholarship. <https://www.lamar.edu/news-and-events/news/2020/08/engineering-students-awarded-nasa-funded-scholarships.html>.

Department of Civil Engineering

GRANT AWARDED

Dr. Srinivas Palanki, a professor in the Dan F. Smith Department of Chemical and Biomolecular Engineering at Lamar University and the Director of Texas Manufacturing Assistance Center (TMAC) housed at Lamar University, received \$460K in funding from the National Institute of Standards and Technology for the year 2020-21. Part of this funding is from the CARES Act designated to assist Texas manufacturers in preventing, preparing for, and responding to coronavirus. The remaining funding, \$1.42M, is a five-year award to TMAC-SE to contact 117 Southeast Texas manufacturing companies to collect data and assess the impact of COVID-19 on the area's manufacturing industries.

UNIVERSITY ADVANCEMENT

Estate, Trust, and Gift Planning. The Lamar University Estate, Trust, and Gift Planning website (www.lamar.giftlegacy.com) has been updated to include more gift and estate planning options and greater planning opportunities. Through the interactive website, prospective donors create plans to include dozens of estate giving vehicles. These planning options can include appreciated assets, IRAs and insurance policies, charitable gift annuities, remainder and lead trusts, and many others. The interactive website also provides prospective donors the opportunity to save and compare plans and to share those plans with their financial advisors and others.

Cardinal Emergency Fund. Because of the positive response from Lamar University alumni and donors to the Cardinal Emergency Fund, LU will include the fund in all annual fund appeals moving forward. The intention is to grow the fund in advance of emergencies, giving Lamar University staff more flexibility to react instantly to the emergency financial aid needs of our students. The responses to appeals directly related to COVID-19 and to Hurricane Laura exceeded the goals set for the total amount raised and the number of donors.

Lamar University Foundation. The Lamar University Foundation undertook an eighteen month process to review investment best practices and Lamar University outcome needs. Based on those reviews, the Lamar University Foundation Trustees, under the direction of the Investment Committee, selected The CommonFund to serve as its outside chief investment officer. The asset manager concentrates exclusively on institutional investors and manages endowed and non-endowed funds with a focus on annual returns, long-term appreciation, and higher education price inflation balance. The Lamar University Foundation also implemented an endowment payout structure based on the reserve balance of the fund to better manage budgeting and return variances.

CAPITAL IMPROVEMENTS

Current projects

With the completion of two major administrative buildings, new on/off ramps from Highway 69/96/287 to Rolfe Christopher Drive, and minor landscape improvements, Lamar has begun the process of defining a new campus entrance on the south side. Construction continues on the new Welcome Center at the corner of Rolphe Christopher Drive and Jim Gilligan Way and is scheduled to be complete in January 2021. Enhanced landscaping and other defining entry/boundary features will be considered for implementation at a later date. The Welcome Center will be the first stop on campus for prospective students, family members, alumni, and other visitors. Along with providing information about the campus, Lamar history, academic programs, athletics, and student activities, the Center will be the starting point for campus and housing tours. Structured presentations, interactive displays, and promotional materials will be used to help prospective students envision their future within the Lamar community.

Many of Lamar's athletic facilities underwent upgrades and improvements in the last two years and several more are in the planning stages. Marketing renderings for a revitalized baseball stadium complex have been completed, and improvements to the soccer/softball complex are envisioned, pending donor contributions.

Many improvements in multiple academic buildings have been completed including lighting improvements, and upgrading of finishes, furnishings and technology in many classrooms across campus. Over 20 classrooms were updated in the recent past and more are scheduled to be refreshed in the future as funding is available. Renovation of the 256-seat Science Auditorium is completed and opened for the start of the spring semester. Roofs have been replaced on the Chemistry and Speech and Hearing buildings. Design has started for the replacement of three additional roofs and the work will be completed in spring 2021. Work to correct water infiltration at the Geology Building has begun and will be complete in spring 2021. The improvements will result in a new insulated brick cavity wall that will provide greater energy efficiency.

Facility condition assessments were conducted on the Mary and John Gray Library and the Plummer Building to determine renovation scope, budget, and phased renovation plans for life safety and building system upgrades. The design phase to add a new sprinkler system to the Library has begun and a Design Development package is submitted for approval in the November Board meeting. Plans for the Plummer Building renovation will be put on hold until a later date, however, due to escalated deterioration of the existing roof, it will be replaced in FY2021. Preliminary planning for integration of a Digital Learning Center into existing space in the Library has begun.

Critical infrastructure is continually assessed and evaluated for maintenance or renewal. The old boilers in the South Plant were recently replaced with new energy efficient models and design is underway for replacement of boilers and antiquated pumps in the North Plant. One of the existing high voltage feeders that serves several academic and student services buildings in the center of campus had reached the end of its useful life and was replaced earlier this year.

A concerted effort has begun to evaluate space utilization and efficiency throughout the campus with the intention of consolidating similar functions or departments to improve communication, productivity and efficiency of operations and to ensure that existing space is being utilized to its maximum potential. Several individuals or departments may ultimately relocate to other buildings and the effort will likely result in a need for select renovations and upgrades to legacy buildings.

Over 100 classrooms and alternative teaching spaces were prepared over the summer in accordance with CDC guidelines for fall semester face-to-face or hybrid instruction. Additionally, signage was installed, air-conditioning modifications and enhanced disinfecting procedures were implemented throughout campus and are expected to remain in place at least through the spring 2021 semester.

INFORMATION TECHNOLOGY:

Completed

The DegreeWorks upgrade is complete.

Current Projects

The Ellucian Analytics project remains active with the Finance module now likely to go live in December.

The Axiom upgrade remains active with a go-live date in December.

The Chrome River implementation has been underway since August. November 7th is the soft-launch date with a full launch in January 2021.

The CampusGroups application is up but has not been deemed live as the TouchNet integration is not complete. The TouchNet integration start date is October 19, 2020. It will take approximately four weeks to finish.

The Star Rez upgrade and cloud migration is under way and is scheduled to migrate on October 19, 2020, but may be delayed due to a single sign-on (SSO) issue at the StarRez side. There will be a part two to this as the Portal comes after the application move to the cloud, but this will not impact Housing's ability to use the product.

The Microsoft Windows Server 2012 upgrade project is underway with a March 2021 estimated completion. The project goal is to move all servers currently on Windows Server 2012 to at least 2016 and preferably 2019. There will be some servers that may not be able to be upgraded due to the potential need for updated versions of software applications at some additional cost.

The upgrade from Windows 7 to Windows 10 continues across campus. This is becoming more critical as support for Windows 7 officially ended in January 2020. Extended support from Microsoft is being used as needed.

The campus-wide rollout of Microsoft Service Center Configuration Manager (SCCM) continues.

The RHEL project is well underway and moves all of the application servers from RHEL 5 or 6 to RHEL 7. March 2021 is the estimated completion date due to three large applications that need considerable time and planning to move – Job submission, AppWorx, and Xtender.

The Scholarship Manager application is up and is being used, but not officially live, as Scholarship still has some work to do on the awarding side. We project a December 2020 go-live date.

The Cornerstone Learning Management System (LMS) for HR/Compliance training project began in September 2020 and is projected to go-live in January 2021.

The Ellucian Mobile platform is tentatively scheduled for an October 2020 launch, dependent on Self-Service Banner 9 upgrades. A full launch could occur by December 2020 pending quick approval from all the functional users on all of the SSB9 applications. A soft launch by November 15, 2020 for Student is feasible.

Lamar University's Information Security Office continues to work with other TSUS schools to implement the new risk assessment tool utilizing Eramba.

Infrastructure projects, including phase 2 or the core router replacement, access layer network updates, and a disaster recovery (San Marcos) firewall upgrade continue.

New

Ellucian is partnering with Lamar University IT staff to perform a cost analysis on a proposed migration of the Banner system to the cloud.



SAM HOUSTON STATE UNIVERSITY

President's Briefing for the TSUS Board of Regents November 2020

RECRUITMENT AND RETENTION

SHSU has newly organized its transfer recruitment and enrollment team at The Woodlands Center. The Enrollment Services team will assist students with course counseling for transfer and degree discovery, along with admissions, financial aid, registration, and payment inquiries. This heightened presence in the Houston region will enable staff to further grow our intentional partnerships with community colleges to support seamless transfer.

SHSU College of Osteopathic Medicine has received almost 4,000 applications for the fall 2021 class. Virtual interviews have started with a goal of fourteen interview days for 1,008 applicants. Admissions is hosting weekly virtual info sessions for prospective students and monthly virtual building tours.

SHSU has been nationally recognized by LendEDU for having one of the lowest student loan debt figures in the country for the Class of 2019. Ranking 15th in Texas, SHSU offers a variety of resources to curb costs and help students overcome financial hurdles associated with receiving an education.

The Office of Career Services at SHSU has new virtual initiatives in place to help students with career decisions and connect more students and alumni with employers. In addition to hosting multiple online events each week to provide focused career advice to students in specific programs, SHSU Career Services has also transitioned career fairs into virtual formats. Holding events virtually allowed many new employers to recruit SHSU students for the first time.

During the Fall 2020 semester, SHSU revised and expanded its Coordinated Care Network, a retention-focused initiative using EAB Navigate to provide seamless student referrals among dozens of student-support offices on campus. Using the platform, advisors and other student-support personnel can connect students with offices such as Financial Aid, Student Money Management, the Academic Success Center, and Career Services to make sure students receive the assistance they need. The Coordinated Care Network also expanded the Early Alert initiative that allows students to self-alert. Students submit a self-alert form to indicate class attendance concerns, academic success concerns, financial need, and well-being needs such as housing, food, or counseling services and are quickly contacted by support personnel who provide information on available resources.

INSTITUTIONAL DEVELOPMENT

On August 31, 2020, the “Honoring Traditions. Creating Futures Campaign.” was completed successfully with a total of \$149,144,546 received in contributions, pledges, verbal commitments, and planned gifts. Confirmed gifts, pledges and planned gifts totaled nearly \$136,000,000 of that amount.



SAM HOUSTON STATE UNIVERSITY

Major gift fund raising was impacted severely by COVID-19 as contributions for FY 20 fell by more than \$10,000,000. The university received 2,800 fewer gifts than the previous year. Overall donor participation was 6.4% compared to the previous year's participation rate of 8.45%. In addition to major gifts being adversely affected, the Phonathon was suspended in the spring, faculty and staff giving was down 10%, and the university cancelled the senior giving campaign.

The SHSU Alumni Association's membership held relatively steady at nearly 15,000 and 3,400 Life Members. Approximately 4,700 of the Association's members were also contributors to the university. As a result of the pandemic, the alumni office canceled most programs and events for the spring and summer. The alumni staff increased engagement efforts through electronic communication and virtual events. An alumni book club was recently launched to provide opportunities to explore new books and to promote interaction. More than 100 individuals have joined. Even with the sudden stoppage of activities, the alumni program held 387 events and meetings, which involved nearly 20,000 participants.

Marketing & Communications (MarCom) continued its management of internal and external communication related to COVID-19 and its impact on employees and students. MarCom completed a record 9,000 projects during the year, including 675 visual services projects. A new centralized email system, Emma, was deployed and early indications are that it will be a significant asset to University Advancement and SHSU. Centralizing mass emails will provide added regulatory compliance, consistent branding/messaging, streamlined communications, and improved analytics to maximize the value of messages.

The Sam Houston Memorial Museum was hit hard by COVID-19. It was unable to host school groups on campus and as many as 160 meetings and events could not be held in the Walker Education Center. In addition, the annual Sam Houston Folk Festival was canceled.

The Advancement Services staff took advantage of a slow-down in requests by cleaning up files on the alumni-development database. The department closed the year with almost 155,000 valid addresses and 147,000 valid telephone numbers in the database.

CAPITAL IMPROVEMENTS

The Newton Gresham Library renovations are approximately 76% complete. The 70,000 gross square foot renovation includes new and upgraded library staff and patron spaces, an updated Starbucks store and improvements to the building's west façade and main entry sequence.

INFORMATION TECHNOLOGY

Numerous campus academic and business units partnered for the semester kick-off. Tech support staff across campus were on-site with faculty and students to aid with class startup while everyone adjusted to the blended, technology-heavy mode of instruction. This created comfort for faculty and ensured instruction time was maximized.



SAM HOUSTON STATE UNIVERSITY

As an early alert tool, IT created daily reports to track ZOOM course delivery to ensure daily sessions align with scheduled section counts and that attendance is holding steady. These alerts will help identify if course delivery is struggling so Academic Affairs can investigate and respond quickly to address before significant academic experience is lost.

IT and Communications partnered to increase awareness, training, and response to ZOOM bombing. New recommendations and resources will help faculty and organizations minimize the risk while still achieving high participation and inclusivity. As an additional preventive measure, IT is utilizing automated tools to monitor social media and proactively identify SHSU Zoom meetings that have been shared insecurely and will reach out to the host to correct the meeting before it begins.

In early September, SHSU was hit with a high-volume varying brute-force attack on one of our resources. The Information Security Office was prepared and responded in real-time with an arsenal of security tools that provided dynamic adaptability response and was able to shut down the attacks and avoid notable interruption to campus services.

In response to COVID-19 and in support of providing increased outdoor study spaces, IT partnered with the Sam Houston Memorial Museum to bring installation of Wi-Fi coverage on the grounds. In addition to social distancing support, this will enable new opportunities for the museum facilities.

CAMPUS SPECIFIC ITEMS

SHSU ranked 4th on the top ten list of safest campuses in Texas, according to a new report by *YourLocalSecurity.com*. Rankings are based on analysis of crimes statistics on and near Texas campuses that are reported annually to the U.S. Department of Education and the FBI's Uniform Crime Report.

Andrea Smith, assistant professor in the School of Nursing, published a study entitled, "Sleep Improvement Intervention for Hospitalized Antepartum Patients." The publication is the university's first study to be registered with *ClinicalTrials.gov*.

Drew Miller, associate vice president of Student Affairs and executive director of Counseling and Health Services, was appointed as the university's official COVID Liaison. In this role, Miller serves as the university's point person on COVID-related issues and leads a cross-campus working group focusing on workable ideas and solutions to help maintain the safety of the community. SHSU's COVID-19 working group is a team of SHSU community members from all areas of campus, including medical doctors, and they have been meeting daily since September 1st.

Mitchel Roth, criminal justice professor, was recently awarded the Frederic Milton Thrasher Award for Superior Accomplishments in Gang Research for his recent book, *Power on the Inside: A Global History of Prison Gangs* and his article "Chasing Ghosts: Searching for



SAM HOUSTON STATE UNIVERSITY

America's First Prison Gang.” In his book, Roth examines the historical development of prison gangs worldwide, ranging from the mid-nineteenth century to modern day. Candidates for the award are judged based upon superior scholarship, leadership, accomplishments and service contributions.

The TRiO Student Support Services Program received approval for more than \$500,000 in grant funding per year for the next five years. The program is another example of SHSU's dedication to first-generation students, as it serves more than 165 students through academic tutoring, course selection, financial aid programs, financial literacy counseling, and even assistance in applying for graduate and professional programs. This year, the program will expand to serve another 140 first-generation students.

Beginning spring 2021, SHSU is partnering with Barnes and Noble to provide an all-encompassing, affordable textbook rental program that will provide students with all required textbooks, lab manuals, access codes, and electronic book versions before the first day of class each semester. The “Berkat Bundle” will charge students a flat rate of \$23.75 per credit hour and is expected to save the average student 40% to 50% on the cost of their textbooks, or \$150 to \$250 per semester. Based on a survey conducted spring 2019, more than 70% of students were in favor of this type of rental program.

Dateline: Democracy is a new, online independent study course offered through the Department of Mass Communication that highlights interviews with national media reporters and professionals. Guests include David Hume Kennerly, Lesley Stahl, and Sam Donaldson, among others. Interviews broadcast live and are open to the public.

The Arbor Day Foundation has recognized SHSU as a 2019 Tree Campus USA for its commitment to effective campus forest management. SHSU achieved the Tree Campus USA title by meeting the program's five core standards: creating a tree advisory committee, writing a campus tree-care plan, dedicating annual expenditures for the campus tree care program, observing Arbor Day, and having a student service-learning project to engage the student body.



SUL ROSS STATE UNIVERSITY
President's Briefing
Texas State University System Board of Regents
November 2020

RETENTION AND RECRUITMENT

Enrollment for Fall 2020 began with a slight decrease in overall headcount. Alpine showed a decrease of 6% or 92 student headcount (approximately 1000 SCHs) and Del Rio, Eagle Pass, and Uvalde resulted in an increase of 5% or 40 student headcount (approximately 575 SCHs).

March changed recruitment and retention efforts requiring new strategies to engage with prospective students when Independent School Districts closed due to Coronavirus spread. The following list outlines new initiatives and measures Sul Ross took to ensure service delivery to students during this difficult time:

- After spring break, staff began working mostly remotely and in staggered shifts on campus to practice social distancing. Applications for admission and financial aid continued to be processed. All new student orientation events, including all advising and registration, began in virtual environments in late May.
- A new Customer Relationship Management System in conjunction with software produced internally (in the form of a computer game, video presentations, scheduled one-on-one meetings with professional staff from representative offices, etc.) was employed to deliver virtual orientation events as well as give direct access for prospective/new students to university staff and resources.
- Despite difficulties with TSIA testing realized across the State, all incoming students were offered online testing opportunities which could be administered at home.
- Enrollment staff at all campuses continue to use a variety of platforms to reach prospective and current students to ensure they continue their interest and enrollment at Sul Ross (see discussion on the CRM).
- Sul Ross has created and is participating in multiple virtual recruiting opportunities this Fall offered through avenues such as TACRAO, AACRAO, and various independent school districts.
- The University will continue using an omni-platform communications campaign for recruiting purposes involving email, text messaging, video blasts, structured mailings, and calling campaigns with varying messaging based on different prospect or student categories (recruits vs. prospects vs. applicants vs. admits to include next steps).
- The University will employ omni-platform communications for continuing students regarding important university events such as financial aid and scholarships deadlines, advising and registration, fee payment, and refund schedules.

CRM Implementation

The University purchased a Content Relationship Management system (CRM) and the implementation launched on March 16, 2020. The initial Go Live of the CRM was originally scheduled for June 1; however, because of challenges forced by COVID, we detoured the implementation to support our virtual recruitment and yield efforts throughout the summer (New Student Orientations) in preparation for Fall. With the start of Fall, we have re-engaged the implementation, completed Phase I and will complete Phase II no later than early November. Our last phase of implementation will be completed no later than January 15, 2021. The capabilities and services offered through this platform represent a generational leap in technology and functionality for Sul Ross.

Enrollment Business Operations Task Force

Initiated in January 2020, a select group of campus leadership was charged with analyzing various data points including but not limited to: enrollment data, student satisfaction surveys, faculty and staff surveys, audit reports, etc. The Task Force discovered multiple opportunities for improvement regarding business processes of the University. Further review also indicated numerous antiquated practices requiring manual manipulation – all of which negatively impact acceptable student service. The Task Force generated multiple recommendations which are now being implemented. Some of the areas to be addressed include but are not limited to: tracking/applying exemptions and waivers, financial aid packaging, dynamic vs. static billing, single summer terms, non-payment drops, multiple academic policy revisions, transfer articulation, and communication paths.

Student Accounts Receivables/Fee Assessment Tables/Peripheral Systems

In May, the University began a complete review of all operations, including peripheral systems, of Student Accounts Receivables. With help from multiple sources, we have begun rebuilding all student-related accounting systems. We anticipate these efforts to continue well into 2021. Immediate areas addressed are Fee Assessment Tables, credit card payment gateways, payment plans, peripheral system accruals (ex. Housing, Meal Plans, Parking) migrated to our core information systems, and centralizing all student accounting into a standardized, transparent Chart of Accounts with appropriate detail codes.

In late Spring 2021, SRSU initiated a relationship with Sam Houston State University to standardize all Financial Accounting toward a centralized model incorporating a best practices (NCUBO) standards for all SRSU institutional transactions. This Fall, SRSU will begin a complete re-implementation of Finance (all financial systems) including initial implementations of Budget Controls, Electronic Time and Leave, Budget Planning, Position Control Planning, Finance Reporting, and a new Chart of Accounts. This effort will continue through Fall 2021 and into Spring 2022.

Update on Current Enrollment Numbers

It is clear the uncertainty caused by COVID is causing uncertainty across our region regarding educational opportunities. This was evidenced in Fall at SRSU. As it became clear we were offering dual instructional paths (face to face as well as virtual), enrollment commitments from new students to Sul Ross saw significant increases in the few weeks before the start of the Fall term. Additionally, established college-level students (currently enrolled and new transfers) across all campuses at the Sophomore and Junior level enrolled very late impacting our prediction models. It appears these groups adapted well to this new educational environment and retained at higher than traditional rates for these groups. Conversely, Junior to Senior enrollment and Graduate Student attrition saw spikes

this fall.

Sul Ross is making a concerted effort to reduce our Financial Aid Default Rate (~16%) as well as student account balances (reducing account write-offs) carried forward. To that end, students with extended account balances were removed from classes and were not allowed to continue without making a financial commitment to the University. Before the first day of classes, enrollment for Sul Ross across all campuses was up approximately 7%. Beginning Fall 2020, financial accountability will be incorporated as a mandate for continued enrollment.

Some of the highlights of our Fall enrollment are the following:

Graduate applications and acceptances: For graduates Fall 2020, applications revealed modest declines. However, Acceptances and Enrollment of new graduate students increased almost 60% indicating the recruitment and enrollment of more prepared students. And, with our new recruiting and communication architectures, we continue to see increased interest in prospective graduate programs across all campuses.

Undergraduate applications and acceptances: Despite COVID, applications remained consistent across all campuses with only small declines. However, acceptances for new students at the Freshman, Sophomore, and Junior levels saw modest increases. Enrollment across these classes remained consistent or slightly higher than in past years. With our new recruiting and communication architectures, we continue to see increased interest in prospective undergraduate programs across all campuses.

While communication with prospective students reveals a strong preference for face-to-face instruction over online options, prospective students are adapting and normalizing their enrollment decisions.

Retention

Across all campuses, retention at Sul Ross continues to prove challenging. Attrition at the Senior and Graduate levels is especially troublesome. Over the next quarter, we endeavor to closely examine possible causes for these high levels of loss and develop strategies around those findings to ensure continued enrollment and ultimately, toward graduation..

INSTITUTIONAL EFFECTIVENESS

The Office of Institutional Effectiveness promotes continuous improvement as detailed in the following sections.

Sponsoring New Faculty Book Discussion Series

This fall, Institutional Effectiveness is sponsoring a book discussion series for ten new faculty, along with five continuing faculty. All participants received a copy of the book, Effective Online Teaching: Foundations and Strategies for Student Success, and three meetings have been scheduled for reviewing the book chapters and making applications to our online teaching environment. The sessions are led by Tim Parsons, SRSU Blackboard Administration & Support, and Dr. Jennifer Miller, M.Ed. Educational Instructional Technology Coordinator. Discussion topics include “Profile of the Online Learner”, “Developing Cognitive, Social, and Teaching Presence Online”, and “Strategies for Managing Your Online Course”. Following the September 16, 2020 discussion

meeting, 100% of the participants reported, “The book discussion met my expectations.”

La Vida Lobo Service Initiative

On September 30, Institutional Effectiveness launched the La Vida Lobo Service Initiative for all faculty and staff. The purpose of the initiative is to engage SRSU employees in developing individual projects to promote our Strategic Plan goals of increased Recruitment, Retention, and Graduation Rates (Goal 2) and Connecting with our Communities to Unify and Enhance the Image and Visibility of the Institution (Goal 5). A planning committee of faculty and staff created the initiative to encourage employees to volunteer their personal time to partner with students and/or our communities to make a difference. This will be a year-long initiative with employees submitting their project findings in May 2021. At that time, the planning committee will use a scoring rubric to evaluate the projects and select the top winners. President Gallego will recognize and award those top winners at the beginning of fall semester 2021. It is intended that La Vida Lobo will become an annual initiative for all employees on the SRSU campuses.

Campus Environment Survey

In November 2019, Institutional Effectiveness convened a committee of faculty and staff to plan and implement a campus environment survey to be administered in Spring 2020. The survey was designed to measure the important areas of campus climate; work-life balance; administration; fair treatment/discrimination; and university commitment to students, faculty, and staff. Due to the unexpected impact of COVID-19, the survey was postponed until Fall 2020. The Campus Environment Survey was launched in September 2020, and 623 responses were received. The planning committee has reviewed both the quantitative and qualitative results, and steps are underway for utilizing the data for decision making and enhancing the SRSU learning and working environment. Specific data from the survey will be shared with departments and committees responsible for those areas, and they will create responses and action plans to address the findings. For example, our Kinesiology Department is hosting a virtual Wellness Fair, and 28% of the respondents on the Campus Environment Survey reported they would like to have wellness programs. Institutional Effectiveness is planning a public release of all findings on October 14 to promote transparency and invite all members of the university to commit to continuous improvement.

CAPITAL IMPROVEMENTS

Sul Ross continues to make progress as we enhance and renovate our facilities located in Alpine. Sul Ross leases facilities from Southwest Texas Junior College for the three off-campus sites in Del Rio, Eagle Pass, and Uvalde.

Campus Access Phase One

The University is continuing to work with Pride Construction on the Zuzu Verk Memorial Amphitheater by removing backfill and replacing it with more suitable soil, along with adding French Drains. Concrete buttresses have recently been added to add strength, stability and support on the south side of the wall.

Pride began working on mobilizing their forces in order to assist us, but Covid-19 is slowing down the effort to some extent. Approximately 2 – 3 months will be necessary to complete in repairing cracks, replacing backfill, placing French drains and re-grouting where necessary.

Campus Access Phases Two and Three

Work is progressing on design development and the project is proceeding on track. Surveying is being conducted on campus for this project, but the timeframe had to be adjusted due to COVID-19 complications and delays. Construction drawings are 30% complete with an expected completion date of October. Plans are continuing at this time in developing construction drawings and are now over 50% complete. The goal continues to be complete construction drawings by the end of October timeframe.

Sul Ross Welcome Center in Alpine

After consultation with the staff at the Texas State University System office, Sul Ross cancelled the plans for this project and initiated plans to use the funding for facility infrastructure needs.

Museum of the Big Bend Expansion

The survey of the museum annex was completed. The project is proceeding as expected and construction is scheduled to begin in early 2021. Design development is 100% complete and we are in the process of asking the BOR for approval to move onto Construction Drawings. If approval is granted it is anticipated that Construction Drawings will be received by the end of January. Ground breaking tentatively scheduled for early May.

Mountainside Dorm Repurpose in Alpine

The original proposal to repurpose the facility for a conference center has been tabled pending additional discussions.

Roofing Repairs in Alpine

The original bid was revised due to additional needs on the project. The roof repairs are included in the Campus Master Plan. In the process of re-submitting an RFQ for architectural renderings of the roofing in order to rebid with the goal of completing over the Thanksgiving break.

Pearce Clinic Remodel in Alpine

PBK Architects rendered a final analysis of the building and determined that the building will need to be gutted and rebuilt with a cost total expected to be a little more than \$2M to suit the purpose for which it is intended. We are reviewing other potential options at this time as this amount is not budgeted and alternatives are being examined. The Nursing Program is still under accreditation consideration. Status is unchanged pending source funding to move ahead in either a full remodel or a possible new building to be established on campus.

Horse Stalls at the RAS Grounds

The project was bid out with submissions due in mid-July. The expectation is to begin construction in August by volunteers including students, alumni, and friends. Did not receive the barns yet but the order has been requested and are being prepared by Lonestar Barns. 3 barns ordered with the capacity to house 60 horses. Requested the order for materials only with the labor supplied by RAS student/staff volunteers.

Rebranding and signage at RGC

The sign proofs for the campuses in the Middle Rio Grande were received and are currently being refined. The signs will include the words Sul Ross State University and identifying city. Project awaiting approval to proceed at this time.

Campus Master Plan

The space reviews were completed for all campuses and included electrical, mechanical, and lighting assessments. Discussions continue among the executive leadership team to provide additional details for the vision of the plan. Pool review and technology review have been conducted and interviews regarding development of RAS area have been discussed. Goal is to present findings to Planning and Construction subgroup of BOR at November meeting. Have already presented information as part of Master Plan to the Master Plan Steering Committee in September. Final presentation anticipated at the February BOR meeting.

INFORMATION TECHNOLOGY

Sul Ross continues to develop strategies to increase technology access for students, faculty, and staff.

Support of Institution during COVID-19

OIT continues to support the institution during the pandemic. Specific items include:

- Support for faculty and staff on the use of various solutions for their teleconferencing needs for classes and meetings
- Ensure that faculty who need to use our existing Distance Education Rooms have what they need to teach remotely
- Checked out laptops and setup VPN connectivity for those needing to work from other locations.

Distance Education Classroom Updates

The Information Technology office in conjunction with our partner, i2i, completed updates to De spaces to ensure they function as needed during this fall semester. One of the spaces was updated to all new equipment to gain an understanding of newer options available for these spaces. We are currently working with i2i on a plan to update most of the spaces to a newer architecture, allowing more functionality and stability in our Distance Education Classrooms.

Campus Works Managed Services Contract

The University completed the first year of our five-year contract with Campus Works for support of the ERP (Banner) and other administrative applications. We are discussing projects and opportunities with Campus Works for the coming year.

Installation of New Wireless Capabilities at RGC Campuses

New wireless arrays were installed and are running for the three RGC campuses. Usage has been minimal due to the COVID situation but has been effective when needed.

Information Security

We continue to work on our information security profile and are using a Chief Information Security Officer (CISO) from Campus Works to remediate many of the findings from the audit performed by the TSUS Office of Internal Audit as well as audits from AT&T through the Department of Information Resources (DIR). Specifically, we are updating policies, improving our risk assessment capabilities, creating a formal incident response plan, better asset management by instituting a more robust process for evaluating out-of-cycle computer and non-standard software requests to ensure these items are vetted before purchase, and others.

Fire and Sprinkler Systems

Repairs and updates are being put in place as a result of the annual inspections of fire alarm and sprinkler systems completed in June 2020. We are working closely with Ener-Tel, the service provider, to complete the needed repairs as quickly as possible. Communication with the State Fire Marshall's Office will continue as a measure to ensure that expectations are met.

Access Control

We are evaluating an upgrade path for our access control systems to ensure the usability and viability of these systems for the future.

Migration of Email to Microsoft 365

We have completed the migration of all email accounts to Microsoft 365.

Internet Bandwidth to 10Gbs

We are working with the various carriers and suppliers of hardware to increase the internet connectivity speed to 10Gbs across all campuses. In some cases, this requires significant work for a location as the internal network runs only at 1Gbs. In these cases, the entire campus network has to be upgraded to take advantage of the faster internet speeds.

UNIVERSITY DEVELOPMENT AND RESEARCH

Sul Ross continues to show improvement in development and advancement areas as the staff become more knowledgeable and develop strategies.

University and Foundation Endowment Growth

Sul Ross current University endowment as of June 30, 2020 was \$21,393,534. Additionally the Sul Ross University Foundation endowment was valued at \$10,649,274.11 in August.

Advancement and Donor Relations

Justin Jefferies from Phoenix Children's Hospital Foundation was recently hired as the new Executive Director for Development and Alumni. In cooperation with the President's Office, Alumni hosted a gathering for past ANRS graduates at the recent National Intercollegiate Rodeo event in Alpine. We are also currently working on a Giving Tuesday campaign and end of year giving campaign.

Creative Design, Communications, and Marketing

The University is over half way through the recruiting campaign, "I love Sul Ross". The campaign to date has released 6 videos which have garnered over 60,000 views. There are couple more videos in production to wrap up the campaign, leading to the winter/spring campaign which is "You'll love Sul Ross". In addition to the recruiting campaign the communications team has begun producing alumni videos and hosting small, virtual events for alumni as well which are gaining a lot of support.

Center for Big Bend Studies (CBBS)

CBBS continues to seek funding from various sources for operational expenses, past projects conducted as part of the Trans-Pecos Archaeological Program (TAP), but is focusing on new research initiatives. CBBS staff has also registered with SAM.gov/Grants.gov as a first step in applying for federal grants, such as the recent NEH

grant for Archaeological and Ethnographic Field Research Program grant for \$150,000 over three years. The Center also submitted a grant proposal for \$200,000 to the Brown Foundation and another \$20,000 grant proposal to a family foundation to cover the costs of building K-12 curriculum with Project Archaeology. That project would be focused on the La Junta de los Rios villages, where we envision that engaging the community early with education will lead to a long-term engagement with the very robust pre-Colombian and pre-Spanish history of the region. Additionally, staff are researching other grant related opportunities that align with the Center's current and future needs.

The Center has drafted an Archaeological Site Conservation Program and the Texas Big Bend Archaeological Initiative to review with its board and advisory committee soon after campus reopens from Covid-19 precautions. The Texas Big Bend Archaeological Initiative envisions a 5-year plan for the evolution of the current TAP program; identifying focused initiatives, support opportunities, estimated time frames and costs. The Archaeological Site Conservation Program is the foundation of this initiative; expanding our relationships and providing protocols for private landowners who are interested in documenting, preserving and learning more about the archaeological sites on their land.

The Center remains actively engaged in archaeological research on several private ranches, the most recent was in conjunction with a team from the University of Kansas carried out at San Esteban Rock shelter. In July, the two teams will work together again, at the Genevieve Lykes Duncan site on the O2 ranch to finish the decade long work at the site and develop a climate model from soil isotopes that will span the 13,000 years of human occupation in the region.

The CBBS continues to work on a searchable rock art database for the region and on our massive 1,200+ page report on the long-term archaeological survey of Big Bend National Park. Center staff are working on volume 31 of the Journal of Big Bend Studies. Several in-house articles and outside manuscripts are under consideration for publication with leading anthropological journals; and a published book chapter in an edited volume was published by the University of Colorado Press in June with CBBS staff contributions. Two additional manuscripts are under review for in-house publication one on past work by an early researcher in the region, J. Charles Kelley, along Mexico's Río Conchos, the other on the fieldwork conducted in the late 1990s by CBBS staff on Elephant Mountain Wildlife Management Area.

CBBS has launched its redesigned website, with hopes to eventually integrate Raisers Edge, the software used by the SRSU Development office, to collect constituent and member information. Once in place, CBBS plans to use Raisers Edge to communicate to constituents more effectively and regularly, according to their selected interests. The Center also hopes to overhaul the anthropology minor with the goal of building it towards a major that will draw students with the new cutting edge research programs we are developing.

Major gifts since January 1, 2020:

- Cynthia and George Mitchell Foundation \$15,000
- Joan Spalding \$ 500

Borderlands Research Institute (BRI) within the College of Agricultural and Natural Resource Sciences

The BRI's mission is to help conserve the natural resources of the Chihuahuan Desert

Borderlands through research, education, and outreach. To meet that mission the BRI plans and conducts research investigations on various aspects of the natural world and provides the results to the land managers so that they may more effectively manage the resources with which they are entrusted.

Here are highlights for July through September 2020:

Grants/Gifts:

- BRI received \$60,000 toward the San Antonio Livestock Exposition Fellowships for fall 2020.
- BRI received \$24,000 toward the Franklin and Virginia Law Scholarship Endowment.
- BRI received a \$25,000 grant from Dixon Water Foundation for the Bird Conservation Program, focusing on outreach efforts and birds.
- BRI received \$4,777 in additional gifts from various donors.

Awards/Events/Activities:

- Nine BRI Graduate Research Assistants received \$102,000 in scholarships. Scholarship awards included the Houston Safari Club Dan L. Duncan Scholarship, Virginia Matthews Law Scholarship, Franklin and Virginia Law Scholarship, San Antonio Livestock Show and Rodeo Fellowship, and the West Texas Chapter Safari Club International Endowed Scholarship.
- BRI launched Borderlands Birding Bonanza, a public outreach effort including a series of birding field trips in West Texas.
- BRI resumed the Big Bend Seminar Series on Energy Development, this time in a webinar format to accommodate COVID precautions.
- BRI launched a podcast, "Borderlands Buzz," featuring the latest news and views from our faculty, staff, students and partners.
- BRI faculty and staff collaborated on two peer-reviewed publications: "Effective Pronghorn Translocation Methodology: A Long-Term Summary," and "Spatial Ecology and Habitat Utilization of Montezuma Quail in the Davis Mountains of Texas."

Museum of the Big Bend (MoBB)

The Museum's mission is telling the story of the Big Bend region. This includes the distinct counties of the Trans Pecos in Texas and the state of Chihuahua in Mexico. The MoBB is home to the Yana and Marty Davis Map Collection, recognized as one of the premier map collections in Texas. The Museum also has an extensive Early Texas Art collection featuring Sul Ross State University instructors and those from the Summer Art Colony, 1932-1950 and a growing Mexican Folkart Collection with an emphasis on personal devotional items such as retablos, Santos and gruttas.

In 2018, the MoBB launched a \$10 million capital campaign to construct a Museum Complex building behind the historic Texas Centennial Museum. With the \$5 million gift from Miriam McCoy, the largest gift ever to Sul Ross State University, the Museum is planning for a 2021 groundbreaking event!

Grants/Gifts/Fundraising: Museum of the Big Bend Operations

- Received \$100,000 from Ben Foster, San Antonio, for the naming of the Raye Foster Tom Lea Gallery in the Emmett and Miriam McCoy Building
- Received \$50,000 from the City of Alpine Hotel/Motel Tax Fund for advertising for FY2020/2021

- Participated in the August 25 #PermianBasinGives fundraiser. The Museum's Director's Advisory Council members gave \$2500 towards a 1:1 challenge grant, thus earning in one day \$5000 for the Museum
- Received \$2500 from Dr. David Pohl, Austin, towards his \$10,000 pledge to the Museum Complex Capital Campaign
- Received \$2000 from Ellen Weinacht, Balmorhea, completing her 10 for 10 gift to the Museum of the Big Bend

Events/Activities/Awards

- Completed the 34th Trappings of Texas on September 18. Total sales were \$61,975. The Museum earned \$18,582.50 in commissions. Sponsorships and ticket sales donated to the Museum was \$64,250.
- The Museum of the Big Bend was recognized as one of the Top 10 Western Museums by True West Magazine.
- The Museum of the Big Bend reopened on July 14. Days and hours of operation are Tuesday-Friday, 10am to 4pm. The Museum has had steady visitation and gift shop sales.
- Mary Bones, Director, and Maggie Rumbelow, Curator of Temporary Exhibits and Adult Programming, completed their year-long coursework and received their Nonprofit Executive Leadership Certification on August 28.
- The fall exhibit, *A Feeling of Humanity: The Ken Ratner Collection*, opens on October 9 and runs through December 23. This exhibition explores and celebrates the beautiful in the ordinary with work by both contemporary artists and early 20th century painters.
- The Museum is participating in the October Tom Lea Month with a video presentation on October 15 starting at 6 pm during the Cocktails and Culture Hour hosted by the Tom Lea Institute. The Museum's presentation will look at the tumultuous relationship between these two titans of Texas along with some great cowboy songs! To RSVP go to www.tomlea.com for the link to join.
- The Museum is working on the mid-winter show *WWII Heroes* in conjunction with photographer Zach Coco of New York and Los Angeles. This exhibit features thirty-one of his images along with each service member's story of their military service during the War. The Museum will be presenting online videos including Letters from the Korean War and interview with Mr. Coco.

Rio Grande Research Center (RGRC)

RGRC staff are currently working to complete a vegetation survey on the Lower White River in Utah. The objective of this project is to create a vegetation distribution map to in order to assist with conservation and restoration activities. The project is funded by the Bureau of Land Management and Utah State University.

Other current RGRC projects include the thesis work of Sam Burch that focuses on change detection (topography and vegetation) along the Rio Grande in Boquillas canyon and the work of Jake Roberson designed to identify tributary sources for sediment in the Rio Grande. Both of these projects are part of multi-disciplinary and multi-agency efforts to improve the environmental conditions of the Rio Grande.

Other work in the planning stages:

- Hagen Meyer has started undergraduate student project designed to experiment with UAV imagery collected at different elevations. The goal is to determine specific elevations required to remotely identify various vegetation types along the Rio Grande in the Black Gap Wildlife Management Area.
- Work funded by the NPS in Big Bend National Park can now start since the park has just opened for research access. The funding is for topographic and vegetation surveys in Boquillas canyon and hydrologic monitoring of spring flow in the Lower Canyons.

University Grant Proposals Awarded

Funder: U.S. Department of Education
 Project Title: Sul Ross State University Student Support Services Project
 Summary: Provide mentoring, tutoring, and other student support services to primarily low-income first generation students over the next five years.
 Awarded: \$1,375,525

Funder: U.S. Department of Education
 Project Title: The Frontier Student Experience
 Summary: Increase institutional capacity to provide support for student success over the next five years.
 Awarded: \$2,883,386

CAMPUS SPECIFIC ITEMS

The following informational items provide a brief description of the numerous activities across all campuses as well as accolades featuring students, faculty, and staff.

Sul Ross State University Receives Title V Grant-The Frontier Student Experience

Sul Ross was notified in September that we are the recipient of a five-year Title V Grant for \$2,900,000 to maximize student retention through improved academic advising utilizing college-level professional advisors, an enhanced student orientation experience, greater engagement opportunities for students in sophomore through senior years, and implementing writing centers at remote campuses to build necessary skills for writing-intensive classes. A second goal of the grant is to advance faculty development to support strategies to improve the success of Hispanic and other underrepresented students.

Sul Ross State University Bachelor of Nursing Program Scheduled for Review

All required documents and videos for the BSN program proposal have been forwarded to the Texas Board of Nursing Staff and approved for submission to the State Board Members for review. Critique of the proposal is scheduled for Oct. 23, 2020 in a virtual Texas Board of Nursing quarterly meeting. Contact with potential sites for student clinical experience continues. Staff members and personnel at these sites are enthusiastic about having the opportunity to engage with learning activities required to develop professional nurses for this rural community.

Sul Ross State University Signs Unique MOU with Andrews ISD

In June 2020, the Sul Ross State University Teacher Education Program signed a Memorandum of Understanding (MOU) with Andrews Independent School District (ISD). In this five-year MOU, all Andrews ISD students interested in becoming a teacher will earn a Bachelor of Science Degree from Sul Ross with tuition funded by the school district and XTO Energy. Students will initially earn an Associate of Arts degree from Odessa College

(OC), whereupon they will transfer to Sul Ross as part of a 2+2 degree program. In addition to these students, Andrews ISD is sending all interested paraprofessional staff to Sul Ross to complete requirements for teacher education and certification. This collaboration reflects a tradition of Sul Ross Teacher Education working with regional school districts to expand educational opportunities for students and employees. Since 2007, Sul Ross has collaborated with the Region 14 (Abilene) Service Center and students to earn an M.Ed. in General Education, then gain professional certification through the Region Center.

Sul Ross State University Awarded a Student Support Services (SSS) Grant

Sul Ross received notification in August from the Department of Education that we were awarded a Student Support Services (SSS) Federal TRIO Program grant for \$1,376,000 for the next five years starting September 1, 2020. The SSS program will serve 160 low-income, first-generation and/or disabled students who meet federally mandated criteria. The primary goal of the grant is to increase the number of disadvantaged students who successfully complete a postsecondary level of study by increasing their persistence rate from year to year, maintaining good academic standing and obtain an earned bachelor's degree. The program applies intensive academic advising, peer mentoring and tutoring to achieve these goals.

Sul Ross Theatre Program Offers Drive-in Movies for the Campus and Community

The Sul Ross Theatre Program in conjunction with Big Bend Parks and Recreation for Kids co-hosted a drive-in movie series at the Kokernot Outdoor Theatre parking lot September through October.

"The drive-in theatre had its heyday in the 1950s and 60s when there were over 4,000 drive-in movie theatres throughout the country," says Marjie Scott, Chair of the Dept. of Fine Arts and Communication and Assistant Professor of Communication and Theatre. "Today, people can easily watch movies at home on their computers, but many of us are craving activities that get us out of the house, so this is a socially responsible way to enjoy a communal activity." The drive-in movies were well received by Sul Ross Students as a diversion from the COVID-19 pandemic while enjoying a socially distanced group activity.

Sul Ross Rodeo Hosts the 75th Annual Rodeo

Sul Ross State University, the birthplace of the National Intercollegiate Rodeo Association, hosted an historic 75th Annual Rodeo. Sixteen teams participated in what was likely the largest collegiate rodeo in history. "This was an exciting weekend," commented Sul Ross President Pete Gallego, "With so many things going on, we were honored to be able to host the first rodeo of the season and make sure that we have a chance to win our 10th team national championship." Sul Ross placed second at the rodeo and secured a national ranking. Ky Hamilton, a Sul Ross Bull Rider is ranked number one by the Professional Rodeo Cowboys Association (PRCA) Ram World Standings. "Both our men's and women's teams started the season strong. We have a lot of talented students and I'm excited to see how the season unfolds," said Coach C.J. Aragon.



TEXAS STATE UNIVERSITY
President's Briefing
for the Board of Regents
November 19-20, 2020

PLANNING, ASSESSMENT, AND ACCREDITATION

2017-2023 University Plan

Texas State University completed the mid-cycle revision of the 2017-2023 University Plan and officially began the second phase of the plan on September 1, 2020. Revisions were made available to the university community via the Texas State University 2017-2023 University Plan website. Units are currently providing progress made in year three of the plan.

SACSCOC Reaffirmation

As Texas State prepares for reaffirmation of accreditation by the Southern Association of Colleges and Schools Commission on Colleges (SACSCOC) in 2021, the Quality Enhancement Plan (QEP) Development Task Force continues to draft and edit the QEP. The QEP Development Task Force has also been creating a campaign to inform and engage the university community in the various aspects of the QEP prior to the SACSCOC virtual site review scheduled in spring 2021.

Texas State's SACSCOC Compliance Certification Report was submitted for review on September 2, 2020. All narratives for the Compliance Certification Report were formatted on secure USB storage drives and forwarded directly to the off-site reviewers. A SACSCOC Reaffirmation 2021 website was also published to provide faculty and staff with information regarding the Compliance Certification process and access to the Compliance Certification Report.

RECRUITMENT AND RETENTION

Impact of the COVID-19 Pandemic on Enrollment

Compared to fall 2019, fall 2020:

- Overall enrollment of 37,849 students declined by 0.99 percent (-382 students),
- Graduate enrollment increased by 8.2 percent (+329 students),

- New master's student enrollment increased by 24.3 percent (+269 students) to a record number of 1,374 students, and
- Continuing students at both the doctoral and master's level were retained at higher levels.

Four new graduate programs helped to fuel a new record number of master's applications topping 4,000 applications for the first time.

Despite a record number of freshman applications and fall admits, lower-income students were disproportionately impacted by the pandemic and economic recession. Pell-eligible freshmen declined by -13.8 percent (-355 freshmen). Many students opted to attend colleges closer to home or simply deferred their enrollment to a later semester. Despite a drop in admit-to-enroll yield rates, the freshman class was the fourth largest in Texas State history.

The first-year retention rate for the 2019 freshman class is 76.9 percent compared to 75.7 percent for the previous cohort.

Texas State was particularly concerned about the loss of foreign students who were unable to secure visas due to closed embassies, travel restrictions, or their reluctance to leave their home countries during the pandemic. As expected, first-time international enrollment declined by 10 percent (-56 students). The loss of international student enrollment was significantly higher at the graduate level than at the undergraduate level.

Undergraduate Recruitment

Compared to fall 2019, fall 2020:

- Freshman applications of 32,685 increased by 2.6 percent (+814 applications),
- Freshman acceptances of 21,305 increased by 11.9 percent (+2,270 acceptances),
- New freshman enrollment of 5,855 decreased by 7.3 percent (-459 enrolled),
- Transfer applications of 6,749 increased by two percent (+111 applications),
- Transfer acceptances of 4,927 decreased by four percent (-190 acceptances), and
- Transfer enrollment of 3,059 decreased by 9.9 percent (-337 enrolled).

Graduate Recruitment

Compared to fall 2019, fall 2020:

- Master's applications of 4,004 increased by 8.7 percent (+321 applications),
- Master's student acceptances of 2,362 increased by 23.5 percent (+449 acceptances),
- Doctoral applications of 306 increased by 5.2 percent (+15 applications),
- Doctoral student acceptances of 148 increased by 17.5 percent (+22 acceptances),
- The number of enrolled new master's students increased by 24.3 percent (+269 students), and
- The number of enrolled new doctoral students declined by 2.4 percent (-2 students).

Student Retention

Compared to fall 2019, fall 2020 preliminary census day numbers indicated that:

- The continuing undergraduate student enrollment of 24,316 increased by 0.3 percent (+70 students), and
- The continuing graduate enrollment of 2,871 increased by 2.1 percent (+58 students).

In June 2020, Texas State announced a new retention initiative with ReUp Education. Approved by the Board of Regents (BOR) during the February 2020 meeting, the new partnership is designed to help stop-out students with some college experience, but no degree, return to the university and chart a path to graduation. The recruitment program enrolled the first cohort of 74 former undergraduate students this fall.

CAPITAL IMPROVEMENTS

Impact of the COVID-19 Pandemic on Capital Improvements

Three capital projects totaling over \$108 million have been deferred because of the COVID-19 pandemic.

Status of Construction and Renovation Projects

This status report is organized by the phase in which each project falls in the development cycle. The phases include:

- Planning and Programming – The process of identifying space needs and general magnitude of project cost.
- Design – The process of developing detailed blueprints and cost estimates.
- Construction – The entire process of building the project.
- Project Completion – The construction is complete, the bills are all paid, the building has been turned over for use, and The Texas State University System (TSUS) has officially approved project close-out.

Note. When multiple projects are underway in one building, all projects are presented together for ease of understanding regardless of their phase in the development cycle.

Projects in the Planning and Programming Phase

The draft program of design for **Esperanza Hall** has been completed, and the project size is 107,665 Gross Square Feet (GSF). This will be the fourth academic building on the Round Rock Campus and will include classrooms, labs, and offices to support four departments in the College of Health Professions, the College's Advising Center, and the Dean's Office. The program document has been used in preparing a Tuition Revenue Bond (TRB) funding request for the 87th Texas Legislature. This project is on the Capital Improvements Program (CIP) and will be initiated pending TRB funding. The current estimated Total Project Cost (TPC) is \$75 million.

The **Music Building** will be located on the San Marcos Campus near the Performing Arts Center and the Theatre Center to address the pressing needs of the School of Music. The new building will include classrooms, offices, and rehearsal spaces. A draft program of design in June 2019 resulted in a project size of 110,128 GSF and an estimated TPC of \$70 million. This project is on the CIP and will be initiated pending successful fundraising.

The draft program of design for the **Science, Technology, Engineering, and Mathematics Building** has been completed. This building will be located on the San Marcos Campus and will include classrooms, labs, and offices to support the Department of Mathematics, Department of Computer Science, and the School of Criminal Justice and Criminology. The building will also provide teaching space for several other academic disciplines. The draft program has been used in preparing a TRB funding request for the 87th Texas Legislature. This project is on the CIP and will be initiated pending TRB funding. The current estimated TPC is \$125 million, and the project size is 200,000 GSF.

Projects in the Design Phase

The **Film and Television Studios** (previously **Aqua Sports Repurposing Project**) is on the CIP. Located on the San Marcos Campus, this project will provide much needed space for students pursuing filmography and media studies and will provide dedicated teaching labs that achieve a high degree of acoustical performance for specialized course work. The Architectural Space Program is complete, and Lawrence Group Architects has been selected as the architect on the project. Vaughn Construction has been selected as the Construction Manager at Risk (CMR) on the project. The TPC is \$10 million. The scope of work changed from a renovation project of an older building to a new construction project after it was discovered that the Aqua Sports building's structural system had deteriorated due to decades of chlorine exposure to the point that is not fiscally reasonable to restore the building. The Aqua Sports building will only be used for storage for the time being and will be decommissioned and demolished at a later date.

The current TPC for the planned **Hilltop Housing Complex** on the San Marcos Campus is \$96.7 million based on 1,006 beds. Barnes Gromatzky Kosarek Architects is the architect, and Vaughn Construction is the CMR. Demolition of Hornsby and Burleson Halls and utility upgrades have been completed. Design development was approved during the May 2019 BOR meeting. The architect is working to complete 100 percent construction documents by the end of September 2020. The construction phase is being delayed until student enrollment rebounds after the COVID-19 pandemic.

The **Infrastructure Research Laboratory Building** is on the CIP. This project will provide the College of Science and Engineering at the Science, Technology, and Advanced Research (STAR) Park with state-of-the-art capabilities and innovative technology for advanced testing of beams, girders, and other concrete components under high stress and tension as well as provide research space for the civil engineering degree program. The TPC is \$18.2 million. Alamo Architects has been selected to provide design services for the project. Design Development documents are submitted to The TSUS BOR November 2020 meeting.

Projects in the Construction Phase (Note: All completion percentages as of October 1, 2020.)

The construction of the **Round Rock Campus Services Building** started in September 2020 and will fulfill the needs of several support services departments while freeing up space in academic buildings for teaching and research. McKinney York Architects is the architect, and Kitchell Construction is the CMR. This project has a TPC of \$6.1 million. Substantial completion is estimated in May 2021.

The construction of the **University Police Department (UPD) Building** began in October 2020. This project will include approximately 20,987 GSF and will relocate UPD from its current home in the Nueces building to make room for academic programs. The TPC is \$9 million and will reach substantial completion in February 2022. Atkins is the architect and Vaughn Construction is the CMR.

Projects Completed

The **Albert B. Alkek Library Learning Commons Project**, with a TPC of \$8.3 million, reached substantial completion in February 2020. The final report is being prepared.

The **Albert B. Alkek Library Seventh Floor Wittliff Collections Expansion Project** is now complete. The TPC is \$4.7 million. The final report is being prepared.

The **Blanco Residence Hall Renovations Project**, with a TPC of \$29.6 million, reached substantial completion in July 2019. The final report is being prepared.

The **Bruce and Gloria Ingram Hall**, with a TPC of \$120 million and a total size of 166,851 GSF, is now complete. The final report will be presented at the November 2020 BOR meeting.

The **Elliott Hall Project**, with a TPC of \$6.65 million and a total size of 37,293 GSF, is now complete. The final report is being prepared.

The **Jowers Center Renovation Project**, with a TPC of \$3,416,000, reached substantial completion in July 2020. The final report is being prepared.

The **LBJ Student Center Expansion Project**, with a TPC of \$31.2 million, is now complete. The final report is being prepared.

The **Multi-Use Recreation Fields** on the San Marcos Campus, with a TPC of \$7.87 million, reached substantial completion in June 2020. The final report is being prepared.

The **Roy F. Mitte Space Reconfiguration Project**, with a TPC of \$6.5 million, is now complete. The final report is being prepared.

The **Spring Lake Dam Phase One Stabilization Project**, with a TPC of \$1.3 million, was substantially completed in August 2019. The final report is being prepared.

The **University Events Center Expansion Project**, with a TPC of \$62.5 million and a total size of 81,272 GSF, is now complete. The final report is being prepared.

INSTITUTIONAL DEVELOPMENT

In the fourth quarter of fiscal year 2020, the university added \$2.7 million in philanthropic gifts, bringing the fundraising total for fiscal year 2020 to \$18.6 million. Over the past year, fundraising for the Big Ideas initiative raised \$1.4 million in support and helped establish two new university level centers -- the Center for Innovation and Entrepreneurship and the Center for Translational Health Research. During the past quarter, the Division of University Advancement adjusted its fundraising operation to align with social distancing guidelines and conducted over 175 virtual fundraising meetings which resulted in 42 proposals submitted for \$9.6 million in new funding requests.

On October 7-8, 2020, Texas State hosted its fifth annual Step Up for State day-of-giving event. In total, the university received over \$160,000 through 1,500 gifts to support projects. Over the last five years, this event has raised over \$1 million. As in past years, Step Up for State highlighted ways the Bobcat community can support the student experience. Several projects from past years were featured again this year, including: Bobcat Bounty, Bobcat Build, the Common Experience, First Generation Proud, and Operation Veteran Academic Success. Additionally, this year included a focus on student engagement in research and creative expression aligned with the Big Ideas themes: Innovation and Entrepreneurship, Translational Health Research, Materials with Intelligence, Learning with Augmented Reality and Virtual Reality, and Harnessing Big Data. There was also a fund to support student-focused projects in creative arts and humanities.

To raise awareness for Big Ideas, Texas State hosted a five-day initiative, Big Ideas Virtual Week, during the week prior to Step Up for State. Starting on September 28, 2020, and ending on October 2, 2020, a single Big Idea was highlighted each day. Conversations with alumni, industry representatives, students, and faculty explored how Big Ideas research is addressing social issues and business challenges, and shaping the student learning experience at Texas State. Pre-recorded and live programming was shared across all Texas State media platforms.

During fall 2020, the university will also reopen the process for submitting proposals for projects that align with the five approved Big Ideas areas, and a new sixth Big Idea in the humanities and creative arts under the theme of Human Expression. In this round, Texas State is looking for specific projects which, if given the necessary resources, can advance research and student engagement within one of the Big Idea areas. After proposals are received, they will be reviewed by a committee with member representation from across our campuses. Selected projects will be announced in December 2020 and will be included as featured fundraising opportunities under the Big Ideas initiative.

The Texas State Alumni Association (Association) is continuing implementation of the new strategic plan approved by the Association board of directors in August 2019. This past year, changes included a rebranded life membership program, Forever Bobcats, and a new website. For fall 2020, the Association is launching a new Alumni networks program. In addition to four regionally based networks, the Association is launching seven new networks to engage Bobcats around the country based on a professional industry, personal interests, or shared identity.

SPONSORED PROGRAM AWARDS - RESEARCH AND INSTRUCTIONAL

The initial analysis of research expenditures for fiscal year 2020 indicates an increase in Total Research and Development (TRD) expenditures, but a decrease in Restricted Research Expenditures (RRE). Total Research and Development expenditures, which includes state appropriations, will reach a new institutional high mark of over \$67 million for an approximate four percent increase over fiscal year 2019. The increase in TRD expenditures is important for determining Texas State’s ranking in the National Science Foundation’s Higher Education Research and Development Survey. Based on the latest data, Texas State ranks 177 out of 915 universities. Conversely, RRE expenditures will be over \$31 million which is approximately a 10 percent decrease compared to fiscal year 2019 values. Even though there was a modest recovery in RRE during the fourth quarter, it did not completely offset the sharp decline in expenditures during the third quarter due to a lengthy COVID-19 related shutdown of research activities. Both key metrics are still under development as the Annual Financial Report is being finalized. Nonetheless, based on a number of factors including a high number of proposal submissions to external sponsors, available revenue on hand to spend including several new awards, Texas State is positioned to make consistent progress toward our institutional goals of achieving National Research University Funding eligibility and R-1 status.

Below are the research and instructional awards over \$100,000 received during the fourth quarter of fiscal year 2020.

Recipient/Unit	Funding	Project Title and Purpose
Mrs. Theadora Dinelle Whalen Texas Justice Court Training Center	\$2,094,010 Justices of the Peace and Constables Association of Texas, Inc.	Justice Court In-Service Training Program Fiscal Year 2021 will support legal research and development of training curriculum for the Texas Justice Court Traffic Safety Initiative.
Dr. Daniel A. Brown University College	\$1,198,301 Year 5 of 5; Total Award \$5,963,769 United States Department of Education	HSI: IMPACTing STEM Success at Texas State will enhance and develop the STEM success pipeline through high impact practices and outreach as well as will strengthen STEM success through professional development research.

<p>Dr. Edwin L. Piner Department of Physics</p>	<p>\$660,000 United States Army</p>	<p>Heterogeneous Integration of Diamond and Ultrawide-Bandgap Semiconductors for Fundamental Phonon and Electron Transport Studies will produce high-quality materials for thermal management in electronic devices.</p>
<p>Dr. Ravindranath Droopad Ingram School of Engineering</p>	<p>\$656,949 Office of Naval Research</p>	<p>HSI: Ultrawide Bandgap Heterostructures; Growth, Characterization, and Matching will target a material system that addresses the need for developing and understanding bandgap oxide heterostructures that have the potential for significant technological impact to society.</p>
<p>Dr. Jangmin Kim School of Social Work</p>	<p>\$593,452 Texas Department of Family and Protective Services</p>	<p>Title IV-E Year 27 will expand the contractual relationship between the Texas Department of Family and Protective Services, Center for Applied Interdisciplinary Research, and Texas State to enhance the skills of current and prospective Child Protective Services workers in social work, and provide opportunities for on-going staff training.</p>
<p>Dr. Amy D. Benton School of Social Work</p>	<p>\$480,000 United States Department of Health and Human Services</p>	<p>Fiscal Year 2021 Behavioral Health Workforce Education and Training Competition will enhance services to rural and at-risk populations through a focus on increasing the number of social workers prepared to provide trauma informed, culturally sensitive, evidence-based behavioral health prevention and intervention practices at schools, hospitals/clinics, and homeless serving agency settings.</p>

<p>Dr. Kathleen Mary Melhuish Department of Mathematics</p>	<p>\$477,407 Year 3 of 3; Total Award \$1,984,657 National Science Foundation</p>	<p>Using Technology to Capture Classroom Interactions: The Design, Validation, and Dissemination of a Formative Assessment of Instruction Tool for Diverse K-8 Mathematics Classroom will be used to design, validate, and disseminate a formative assessment of instruction tools intended to support teacher learning focusing on interactions by teachers and among students.</p>
<p>Dr. Sean Bradley Justice School of Art and Design</p>	<p>\$449,100 National Science Foundation</p>	<p>Exploring Early Childhood Teachers' Abilities to Identify Computational Thinking Precursors to Strengthen Computer Science in Classrooms will be used to study teachers' understanding and implementation of computer science and computational thinking as well as precursor skills and practices in the early elementary classroom.</p>
<p>Dr. Lysle Lewis Department of Chemistry and Biochemistry</p>	<p>\$440,311 National Institutes of Health</p>	<p>DNA Repair Pathways Preserve Cellular Homeostasis will investigate the roles of all major pathways in maintaining a stable cellular environment (homeostasis) during normal growth in response to endogenous rather than exogenous sources of DNA damage.</p>
<p>Dr. Xiaoyu Xue Department of Chemistry and Biochemistry</p>	<p>\$436,350 National Institutes of Health</p>	<p>Roles of the Human UAP56 Helicase in Co-Transcriptional R-loop Resolution and Genome Maintenance will determine how the protein UAP56 helps eliminate harmful, co-transcriptional R-loops, and how this activity is regulated by its cofactors to maintain genome stability.</p>

<p>Mr. Paul Joseph Harper Small Business Development Center</p>	<p>\$432,000 Small Business Development Center (UTSA)</p>	<p>COVID: Fiscal Year 2020 SBDC COVID Business Recovery Accelerator Cooperative Agreement will assist small businesses impacted by COVID-19 by providing counseling/education to apply for financial resources, protecting workplaces against COVID-19, preparing for sudden disasters, developing web integration, use of online distribution services, developing/executing Continuity of Operations, protecting internet protocol, risks/mitigation of cyber threats, and mitigating the effect of reduced travel.</p>
<p>Dr. Stephen P. Ciullo Department of Curriculum and Instruction</p>	<p>\$373,284 Year 3 of 4; Total Award \$1,398,259 United States Department of Education</p>	<p>Exploring Writing Instruction Delivered by Teachers Providing Services to Students with Disabilities will investigate differences in the use of effective writing practices between special and general education teachers, exploration of three teacher-level variables and impact on student writing outcomes.</p>
<p>Dr. Dana M. Garcia Department of Biology</p>	<p>\$366,693 National Science Foundation</p>	<p>Collaborative Proposal: Development and Genetic Pathways to Phenotype Convergence in a Radiation of Groundwater Salamanders will support collaborative research in fundamental principles that identify and explain the unity and diversity of life and its interactions.</p>
<p>Mrs. Rachael Weldon-Caron Institutional Inclusive Excellence for Student Initiatives</p>	<p>\$338,972 Year 1 of 5; Total Award \$1,355,888 United States Department of Education</p>	<p>Student Support Services will impact student retention and graduation for low-income and first-generation students and students with disabilities.</p>

<p>Dr. Valarie B. Fleming Department of Communication Disorders</p>	<p>\$315,350 Year 1 of 5; Total Award \$1,576,750 United States Department of Health and Human Services</p>	<p>Scholarships for Disadvantaged Students in Communication Disorders will provide scholarships to Texas State’s Department of Communication Disorders graduate students for whom the cost of college attendance would constitute a financial hardship.</p>
<p>Dr. Alyson Alexander Collins Department of Curriculum and Instruction</p>	<p>\$305,561 Year 1 of 2; Total Award \$601,953 United States Department of Education</p>	<p>Comprehensive Meta-Analysis of Writing Interventions for Students in Grades K to 5 will conduct a comprehensive meta-analysis to explore effective writing interventions in grades K to 5.</p>
<p>Dr. Merritt L. Drewery Department of Agricultural Sciences</p>	<p>\$274,998 United States Department of Agriculture</p>	<p>HSI: Exposure, Experimental Learning, and Extension: Positioning Underrepresented Students for Academic and Professional Success in Agricultural Sciences will strengthen the incoming Food, Agriculture, Natural Resources, and Human Sciences workforce by developing educational activities that position underrepresented students for success in attaining and excelling in a professional career or doctoral degree program.</p>
<p>Mrs. Rachael Weldon-Caron Institutional Inclusive Excellence for Student Initiatives</p>	<p>\$261,888 Year 1 of 5; Total Award \$1,309,440 United States Department of Education</p>	<p>Student Support Services (STEM) will target academic services unique to the needs of low-income and first-generation students and students with disabilities, majoring in STEM disciplines.</p>
<p>Dr. Oleg Komogortsev Department of Computer Science</p>	<p>\$255,787 Facebook Technologies, LLC</p>	<p>Eye Movement Prediction on Virtual Reality Platforms will study eye movement prediction.</p>
<p>Dr. Timothy H. Bonner Department of Biology</p>	<p>\$230,000 Lower Colorado River Authority</p>	<p>Mark-Recapture Mussels in the Colorado River will document changes in freshwater mussels at the San Saba site in the Middle Colorado River.</p>

<p>Dr. Sandra Beatriz Vanegas School of Social Work</p>	<p>\$199,873 Year 1 of 3; Total Award \$599,870 United States Department of Health and Human Services</p>	<p>HSI: Efficacy of the Autism Spectrum Disorder Screening and Parent Engagement (ASPEN) Intervention Program in Low-Resource Community will examine the efficacy of a culturally informed parent-mediated intervention that has been developed specifically for families of young children at risk for Autism Spectrum Disorder who reside in low-resource households.</p>
<p>Mr. David N. Dornak The Meadows Center for Water and the Environment</p>	<p>\$193,935 Texas Commission on Environmental Quality</p>	<p>Upper San Marcos River Watershed Protection Plan and Implementation for Riparian Restoration for the Windmill Branch of Sessom Creek and Outreach and Education Programs will revegetate the Windmill Tributary to slow down and mitigate stormwater runoff and reduce high velocity and sediment-laden flows to Sessom Creek, and ultimately to the San Marcos River.</p>
<p>Dr. Stephen P. Ciullo Department of Curriculum and Instruction</p>	<p>\$132,763 Year 2 of 4; Total Award \$514,284 George Mason University</p>	<p>Writing in Middle School Science and Social Studies: Exploring Instruction and Social Studies: Exploring Instruction and Support for Students with Disabilities will observe and survey teachers in Social Studies classrooms, document instructional activities, and administer assessments to students with disabilities who are taught in those classrooms.</p>

<p>Dr. Martin Burtscher Department of Computer Science</p>	<p>\$102,171 Year 1 of 3; Total Award \$302,480 National Science Foundation</p>	<p>Collaborative Research: Practical and Rigorous Correctness Checking and Correctness Preservation for Irregular Parallel Programs will extract common patterns from sophisticated parallel programs and convert them into a suite of small test programs. The entire suite will then be used to drive the development of automatic verification tools that can handle even the most complex parallel programs.</p>
---	--	---

INFORMATION TECHNOLOGY

Association of Research Libraries (ARL) Informal Site Visit

Since June 2019, Texas State has been taking significant steps toward ARL membership. In June 2020, the University Libraries hosted a virtual formal site visit by the ARL membership committee (in lieu of an in-person visit), and as a result of the visit, and subsequent ARL membership meetings, the Division of Information Technology is pleased to announce that Texas State was extended and has accepted a formal offer to join the ARL membership. Texas State is proud of this accomplishment and looks forward to forging new partnerships with fellow research libraries. Texas State is the sixth higher education institution in Texas to become a member of the ARL, joining Rice University, Texas A & M, Texas Tech, the University of Texas-Austin, and the University of Houston.

The Wittliff Collections Update

After extensive renovations, The Wittliff Collections opened all exhibits and spaces to the public in mid-August 2020. Three new galleries were added to the space and the size of the Lonesome Dove gallery doubled. The Lonesome Dove space can now display the entire collection in one area and has a viewing gallery with Lonesome Dove episodes on repeat. An immersive new experience awaits visitors to the Texas Music Gallery. The exhibit features interactive content and rich Texas Music history.

Alkek One

The first floor of the Albert B. Alkek Library was transformed after recent renovation and construction projects were finalized. Students and other library patrons have access to innovative makerspaces and state-of-the-art technology. The new space now houses 2D and 3D design spaces, a GeoSpace employing powerful geospatial and remote sensing technologies, an augmented and virtual reality immersion studio, and multiple YouStar audio and video production studios.

Buck Winn Mural Installation

After years of restoration and cleaning, the portion of the Buck Winn mural in Texas State's possession called "The Chuckwagon," has been installed at the Albert B. Alkek Library. Winn's entire work, called "The History of Ranching," is over 280 feet long, of which 82 feet are now proudly displayed for Texas State visitors and library patrons to view.

Learning Management System Update

The migration from Texas State's previous learning management system, TRACS, to the new Canvas system is well underway. Currently 85 percent of courses are being taught via Canvas, and faculty and students have embraced the new system. Outreach and training efforts have been well received across the university. The Division of Information Technology's partnerships have been strengthened with areas such as Faculty Development and the Office of Distance and Extended Learning during the migration. Beginning in the spring 2021 semester, all courses will be taught in the new Canvas environment.

Telecommunications Easement Update

After approval by The TSUS BOR during its May 2020 meeting, the new telecommunications easement for Consolidated Communications Enterprise Services, Inc., located in the north-east corner of the Bobcat Stadium parking lot, has provided a redundant connection to the university's internet service provider: the LEARN network. Previously, the sole connection to LEARN was located at STAR Park and provided a single point of failure should lines be damaged. The new connection provides a failover should the university experience any cut transmission lines or other disruption, thereby mitigating the risk of a campus internet outage.

eSports Update

The Division of Information Technology, in partnership with the Division of Student Affairs, is proud to sponsor the creation of a fully equipped, technologically advanced arena for the Texas State eSports team to practice and hold tournaments. The space, located in the LBJ Student Center, has been re-imagined with customized equipment made specifically for eSports gaming. The space and equipment will better serve the current eSports community at Texas State and be a great university recruitment tool.

UNIVERSITY SPECIFIC ITEMS

COVID-19 Response

Texas State has partnered with the Texas Division of Emergency Management and Curative, Inc., to bring free COVID-19 testing to the San Marcos Campus. The PCR test is collected with an oral swab and results are provided in less than 48 hours. All Texas State faculty, staff, and students are eligible for the testing. In the first two weeks of testing, more than 2,000 tests were conducted.

The Division of Information Technology has added new system functionality to timekeeping and multiple other human resources and finance modules to properly document employee time and adhere to federal updates and requirements. The division's Information Technology Assistance Center installed cameras and microphones in classrooms to facilitate the varied learning modes available this fall 2020, which appear to have yielded a successful outcome. Multiple areas within the division worked to quickly turn the LBJ Center ballrooms into technology-equipped spaces for students who may have one class on campus followed by their next one online. These converted ballroom spaces provide a location for students to attend their online class from on campus.

A survey of Austin-area workers conducted by the Translational Health Research Center at Texas State, in cooperation with Central Texas' transportation management association, Movability, sheds new light on how employees have adapted to the ongoing COVID-19 pandemic while offering guidance to businesses as they seek to navigate an uncertain economy. The survey gauged the telework experience of 732 unique participants from 103 unique home zip codes who previously commuted to 85 unique work zip codes. The study was overseen by Dr. Melinda Villagran, a professor in the Department of Communication Studies and director of the Translational Health Research Center. Dr. Villagran also discussed the findings in episode seven of the Big Ideas TXST podcast.

A report from a national work group co-chaired by Dr. Emily Brunson, associate professor in the Department of Anthropology, warned that an array of social factors could ultimately undermine any COVID-19 vaccine's effectiveness if not addressed. The report, "The Public's Role in COVID-19 Vaccination: Planning Recommendations Informed by Design Thinking and the Social, Behavioral and Communication Sciences," was released on July 9, 2020, by the Center for Health Security at Johns Hopkins Bloomberg School of Public Health.

Texas State Alumni Association's Distinguished Alumni Awards

Dr. Deborah Bergeron, Ms. Gloria Campos Brown, Mr. John L. Navarrette, Mr. James Samuel Taylor, and Mr. Johnny R. Weisman are the 2020 recipients of the Texas State Alumni Association's Distinguished Alumni Award. Additionally, the Alumni Association named three Young Alumni Rising Star Award recipients: Mr. Mark Estrada, Ms. Cortney Lebens, and Mr. Kuro Tawil. First given to President Lyndon Baines Johnson in 1959, the Distinguished Alumni Award is the Alumni Association's most prestigious honor. Award recipients are Texas State graduates who have distinguished themselves in their chosen occupations and whose leadership serves as an example for the Texas State community.

Academic Programs

In June 2020, the master's degree program in nursing at the Round Rock Campus was accredited for 10 years by the Commission on Collegiate Nursing Education (CCNE) Board of Commissioners. The accreditation is effective as of October 7, 2019, which was the first day of the program's CCNE on-site evaluation. Texas State will next host an on-site evaluation in fall 2029. The CCNE Board of Commissioners determined that the program met all accreditation standards with no compliance concerns.

The Department of Respiratory Care in the College of Health Professions at the Round Rock Campus received the Distinguished Registered Respiratory Therapist Credentialing Success Award from the Commission on Accreditation for Respiratory Care (CoARC). CoARC also announced that Texas State had the nation's largest Bachelor of Science in Respiratory Care program. Total enrollment at Texas State averaged 44 students 2016-2018, whereas the national average for all other programs was 19.7 over that same span.

Faculty News

A team of researchers led by Texas State astronomer, University Distinguished Professor Emeritus of Physics and The Texas State University System Regents' Professor Donald Olson applied his distinctive brand of celestial sleuthing to 17th century Dutch artist Johannes Vermeer's masterpiece, *View of Delft*, using the artist's signature gift for depicting light and shadow to resolve the long-standing uncertainty over when it was painted. Dr. Olson, along with Mr. Russell Doescher, retired professor in the Department of Physics, Mr. Charles Condos and Mr. Michael Sánchez, current students at Texas State and Mr. Tim Jenison of San Antonio, published the findings in the September 2020 issue of *Sky & Telescope* magazine. Based upon the team's research, Vermeer painted *View of Delft* from the second floor of an inn overlooking the city and was inspired by the scene that he observed on or near September 3, 1659, (or an earlier year) at 8:00 a.m., local mean time.

Dr. Paula Stigler Granados, assistant professor in the School of Health Administration, serves as lead organizer of the Texas Chagas Task Force, which is a group of experts working to raise awareness of this often-neglected disease. The Texas Chagas Task Force warned about the threat "kissing bugs" can pose for humans and pets as they spread Chagas disease. Kissing bug is the common name for a group of blood-sucking insects called triatomines. Chagas disease is caused by a parasite, *Trypanosoma cruzi*, that lives in the intestines and feces of kissing bugs. As part of that effort, the Task Force shared information and resources on Chagas disease and kissing bugs with the public.

Dr. Paul Dawkins, assistant professor in the Department of Mathematics, was awarded the Annie and John Selden Award for outstanding achievement in undergraduate mathematical education by the Mathematical Association of America. The Annie and John Selden Award honors a researcher who has established a significant record of published research in undergraduate mathematics education.

Dr. Rodney Rohde, associate director of the Translational Health Research Initiative, professor in the College of Health Professionals and chair of the Clinical Laboratory Science program, was named a finalist in the Pathologist's Power List 2020. The Pathologist's Power List recognizes motivating mentors, trailblazing innovators, social media gurus, and laboratory medicine heroes who have made a dramatic impact on laboratory medicine.

University News

Texas State was named one of the nation's best institutions for undergraduates to earn their college degrees by the *Princeton Review*. The education services company profiled and recommended Texas State in the 2020 edition of its annual college guide, *The Best 386 Colleges*. The book does not rank the universities in numerical order.

Texas State was named among "America's Best-in-State Employers" by *Forbes* magazine. The bi-weekly business magazine listed Texas State at No. 86 among the 100 best employers in Texas. Texas State was the only four-year university to be included in the Texas ranking. *Forbes* previously recognized Texas State among "America's Best Employers" in 2019 and 2017, "Best Employers for Women" in 2018 and "Best Employers for Diversity" in 2019.

Texas State University was named among the Best National Universities for 2021 by *U.S. News and World Report*. Texas State was included in the Nos. 298-389 ranking range on the list. *U.S. News* surveyed 1,452 U.S. bachelor's degree-granting institutions on 17 measures of academic quality to compile the list. In addition to the overall list, Texas State was also included at No. 119 for Top Performers in Social Mobility, in the Nos. 154-209 ranking range for Top Public Schools, and in the Nos. 195-206 ranking range for Best Undergraduate Engineering Programs.

Texas State University was named one of the "Best Colleges in America, Ranked by Value" for 2020 by *Money* magazine. *Money* ranked Texas State No. 385 out of 739 schools included, ahead of such institutions as the University of Arkansas, Baylor University, Texas Christian University, and University of North Texas.

Texas State hosted approximately 60 students and staff from Lamar University who were under a mandatory evacuation from their campus in Beaumont, Texas, due to Hurricane Laura. Lamar students and staff arrived on the San Marcos Campus on August 25, 2020, and departed on August 29, 2020. Texas State was committed to helping these students and staff during the difficult time, while also making sure to take precautions to mitigate the spread of COVID-19.

Lamar Institute of Technology

Presidential Briefing
(November 2020)

COVID-19/LIT CARES Increases Fall 2020 Enrollment (nearly 14%):

My COVID-19 related initiative called LIT CARES is designed to help those impacted most by this virus (underemployed-*needing job skills*, unemployed, and recent high school graduates). In turn, LIT CARES has generated great public interest leading to LIT's record-breaking fall enrollment of **4,565 students**. This equates to nearly a 14% increase from last year.

\$500,000 Donated for COVID-19/LIT CARES:

The \$500,000 donated by the **LIT Foundation** to the COVID-19/LIT CARES initiative was unprecedented for two reasons. First, it was by far the largest single donation ever given by the LIT Foundation. Second, by way of 38 individual 'weekend' phone calls to each member from me and an electronic vote, the committee approved this substantial amount in record time. The foundation membership truly saw this as a defining moment to help our community.

COVID-19 Update:

The campus is open for face to face classes and labs with all buildings having a COVID-19 screener at the entrance, where they are taking temperature and issuing wristbands for COVID-19 safety. Security personnel are making sure all are following the rules with masks required and social distancing is observed. From the start of the Fall 2020 semester (August 24), LIT *to date* has only had 17 confirmed COVID-19 cases.

Moving Towards a Student Success Agenda:

While still focusing on enrollments, LIT is equally moving more towards a student success agenda. For example, the college launched its eLITE Mentorship Program which is designed to build and foster meaningful, professional relationships between faculty, staff, and students. Future plans also include a First Year Experience (FYE) program, which will be combined with our newly developed Prior Learning Assessment.

Finance and Operations Update:

The Legislative Appropriation Request (LAR) was submitted on September 18th with a five percent baseline directive of \$195,948 for the 2022-2023 biennium. Facilities programming has been completed for the Workforce Training Center to request a Tuition Revenue Bond of \$48M as a part of the LAR for a total project of \$50M. Nursing and other Allied Health programs have been incorporated into the building. The ERP Banner move into the Ellucian Cloud in July was successful and will allow for better business continuity.

TSUS Shared Services:

LIT is partnering with Sam Houston State University and Sul Ross University to pursue a \$2M Open Textbooks Pilot DOE federal grant to expand the use of open textbooks. These funds will be used to demonstrate the greatest potential to achieve the highest level of savings for students through sustainable, expanded use of open textbooks in high-enrollment courses or in programs that prepare individuals for in-demand fields.



Lamar State College
— Orange —

**LAMAR STATE COLLEGE ORANGE
PRESIDENT'S BRIEFING
TSUS BOARD OF REGENTS
November 2020**



FALL ENROLLMENT

Compared to last year, Fall enrollment is essentially flat, with a small drop in contact and credit hours. Undoubtedly, the continued uncertainty surrounding COVID-19 along with the displacement and destruction brought by Hurricane Laura have had an impact on our numbers and the lives of our students. Our Louisiana students, who were hit the hardest, are currently down by about 15%. Conversely, we are happy to report that Dual Credit enrollment is up by 35% compared to last Fall. Considering all the challenges we've faced, we feel very positive about the prospect of our growth moving forward. In fact, due to the exceptional summer we had our contact hours for Base Year 2020 are up 6% so far compared to Base Year 2018.

PLANNING AND BUDGETING

Due to the uncertainty that the effects of COVID-19 would have on revenue, budgeted revenues were reduced by 10% for FY 2021. August 24th was first class day, but it was cut short by Hurricane Laura. Due to the significant impact Laura had on Orange County, we were very concerned our anticipated enrollment would decrease greatly, but Fall 2020 enrollment has exceeded our expectations. Even with the impact of COVID-19 and a hurricane, we were able to maintain a flat enrollment and exceed our revenues projections for Fall 2020. We are still assessing the damage caused by Hurricane Laura but estimate a \$600,000 loss to the campus. Multiple buildings on campus - the Academic Building, the Ron Lewis Library, the Allied Health Building, the Shahan Center, the Workforce Education Building, the Industrial Technology Building, and the Welding Shop - sustained different levels of damage. There was no flooding involved, just wind and wind-driven rain. We are filing a Request for Public Assistance and claims with our insurance carrier.

CAPITAL PROJECTS

A solicitation for demolition of the Capital One Building drive thru and construction of a Student Plaza was issued on October 9th. We have submitted a letter of abandonment to the Orange County Planning and Zoning Commission for consideration at their October 13th meeting for the closure of 4th Street from Green Avenue to West Main Avenue.

INSTITUTIONAL DEVELOPMENT

The ten year Campus Master plan will be presented to the Board of Regents at the November 2020 meeting.

INFORMATION TECHNOLOGY

The LSCO Enterprise Systems are live in the Ellucian Cloud, and LSCO has begun the Analytics and Experience Application implementations. The first Analytics module to be implemented will be Student Analytics, and the scheduled completion date is December 2020. Concurrently with that implementation, LSCO will also be implementing the Ellucian Experience application. Although most employees have returned to campus, the LSCO Information Services (IS) Department continues to support those LSCO employees who use the procedures/processes to allow for remote access to campus resources. The LSCO IS Department is also working to provide the best service to faculty and students working with reduced capacities related to COVID-19 mandates for the face-to-face classes.

CAMPUS SPECIFIC ITEMS

- In order to meet the unique needs of our students this Fall, LSCO rolled out the [Gear up to be a Gator](#) program. The program offered students four options for fall classes so that they could choose what would work best for them. Gators could choose to attend any one or a combination of the following options; Online Anytime, Virtual on a Schedule, Traditional In-Person, or Hybrid.
- COVID-19 continued to restrict the size of gatherings and forced LSCO to host our summer graduation in a virtual format. While our graduates certainly deserve a traditional commencement ceremony, they were very appreciative of the [August 2020 Virtual Commencement Ceremony](#).
- LSCO's Fishing Club is feeling confident after being announced as the top team in the nation in collegiate bass fishing! The Association of Collegiate Anglers released its all-inclusive rankings in August with LSCO sitting at the top with 1,305 points. LSCO has two teams that have qualified for the national championship tournament that will be held later this fall. Dr. Johnson is very proud of our Fishing Club and their accomplishments during the first year of the program. "We are so excited that our LSCO Anglers are competing and winning against some of the largest universities in the nation. We may be a small two-year college, but we have some of the best anglers in the world right here in Southeast Texas and this ranking clearly proves it. Go Gators!" he said.
- LSCO welcomed faculty back to campus on August 20 for the Fall 2020 Convocation – socially distanced style. With chairs set up six feet apart in the Shahan Events Center, masked LSCO faculty members gathered together on campus for the first time since the COVID-19 pandemic moved classes online in March of this year.
- LSCO's Student Services Division has not let COVID-19 interrupt the services they provide to our students. Although orientation was very different this year, we were still able to offer a virtual campus tour and a drive-thru orientation. Two Gators, with the help of our marketing department, created the [LSCO Campus Tour](#) video that was shared on our YouTube page, website, and on our social media outlets. Our newest Gators were offered a Student Drive-Thru Orientation. Gator faculty, staff, and current students handed out Bright Orange backpacks filled with information and goodies to our newest Gators.
- The Fall-Fifty Scholarship program kicked off on July 22 and ran through August 19. LSCO awarded fifty \$500 scholarships during this period. Each week, ten students were randomly selected to win a \$500 scholarship to be used for Fall tuition or books. Students who had registered for at least 12 semester credit hours for the Fall 2020 semester, completed and submitted the 2020-2021 FAFSA, and completed and submitted the Fall-Fifty LSCO scholarship application were eligible to participate in the program.
- Our Fall 2020 semester began on Monday, August 24. By noon, we were closing down campus due to the potential threat of Hurricane Laura. Hurricane Laura made landfall on the morning of August 27, just a few miles east of the campus. We experienced minor damage on the campus and our Physical Plant team along with our emergency response vendor began immediate remediation to the campus. President Johnson visited the campus the day Hurricane Laura made landfall and shared a [video](#) with our Gator Community. In the days following Hurricane Laura, campus leaders and faculty reached out to students through social media and email to offer encouragement and support.

- Following Hurricane Laura, LSCO sent out a survey to our Gator Community to determine the needs of our faculty, staff, and students. We had over 900 responses to our survey (37% of those surveyed). Of the responses, 42% indicated they had some type of damage to their home, 28% needed permanent or temporary housing due to damage, 38% indicated a need for food and water, and over 63% indicated financial assistance was needed. In response to the survey, we have reached out to students who indicated they lost textbooks or other necessary items to be successful in their classes. We have also reached out to those who indicated a need for financial assistance to pay their tuition this semester. We partnered with the United Way of Orange County to provide the use of our facility to host agencies who provided ice, water, and food to those in need. We shared available resources in both Southeast Texas and Southwest Louisiana on our social media pages.
- The Restart Fall 2020 campaign kicked off on September 10. We encouraged students to register for one of our many options in the Gear up to be a Gator program and our Restart Fall 2020 first class day September 14 program. Gators could choose from traditional semester classes (condensed due to campus closure), 5-week class sessions, and our Second Start 8-week classes beginning on October 19.
- LSCO is extremely proud to introduce our new Safety & Security Coordinator, Joseph Hargrave. Joey comes to LSCO with over three decades of experience in law enforcement. He has served as a major and Assistance Police Chief with the Bridge City Police Department and spent six years with the Orange County Sheriff's Office as a lieutenant. In his new role at LSCO, Joey will oversee the security team as well as serve as the Title IX Deputy Coordinator and Lead Investigator for the campus.
- The last twelve months has been challenging to say the least. LSCO started Fall 2019 with Tropical Storm Imelda; we kicked off the Spring 2020 semester with much anticipation of a semester without interruption and quickly encountered a worldwide pandemic, which we are still dealing with on a daily basis both on and off campus with no definitive culmination in sight. Now, we have started Fall 2020 with Hurricane Laura, Tropical Storm Beta and most recently Hurricane Delta. While these events have damaged homes and buildings, displaced members of our Gator community, and have caused us to grieve over the loss of co-workers, family, and friends, they have not broken our Gator Spirit. Working together we are providing hope and opportunity as well as generating much needed light and optimism in our community. There is something magnificent about the human spirit that drives us forward to overcome seemingly insurmountable challenges, and our Gators possess that spirit.



Quality – Growth – Service – Innovation - Success



LAMAR STATE COLLEGE PORT ARTHUR
President's Briefing
November 2020

COVID 19 UPDATE

The COVID 19 pandemic is proving to be the most significant challenge to the campus in its 100-year history. The campus, however, has worked diligently to provide a learning environment that will minimize the spread of infection. In September LSCPA reported 10 positive COVID cases among students. There were no positive COVID 19 cases among faculty and staff.

GRANT FUNDED PROJECTS

EDA Grant, Armory Renovation (Craft Training Facility). The Armory Renovation has begun as planned. A general contractor will be selected in November, construction will begin in early 2021 and completed in July 2022. When complete, the Craft Training Facility will house workforce training classes such as forklift, crane, electrical, and carpentry classes.

DOE Grant, Title V. Several new support services have been implemented on campus using Title V funds. Students now have access to tutoring in academic subjects on a 24/7 basis thanks to Tutor.com. In addition, CircleIn allows students to collaborate within any class to communicate with one another, borrow one another's notes, and to assist one another with course content in an online forum. The instructor has access to the CircleIn forum as well, so they can monitor what concepts seem to be most difficult for students. Additional support services are planned for the Spring 2021 Semester.



CONSTRUCTION PROJECTS

Ruby Fuller Building Renovation. Renovation of the historic Fuller Building began in August and is on schedule. Demolition of the interior and an extension of the building was completed and the interior re-build is underway. Interior finishes and furniture have been selected.

Seawall Café Renovation. The renovation of the Seawall Café was completed on September 24th. A grand opening was held on September 31st and was well attended.

FINANCE AND OPERATIONS

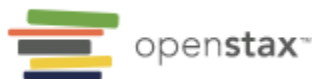
LSCPA's actual revenues have exceeded our expectations considering the effects of Hurricane Laura and COVID 19 has had on our community. First class day was interrupted by a mandatory evacuation caused by Hurricane Laura. We started first class day down 13% from Fall 2019 but have ended with a census day count just short of flat. Restraints on departmental budgets are still in place due to the anticipated legislative cuts for fiscal years 22-23.

The revised Legislative Budget Request (LAR) for 2022-2023 was completed along with closing out FY 2020 and generating the LSCPA Annual Financial Report.

ACADEMIC AFFAIRS

Faculty and students continue to adapt to a largely online learning environment, with approximately two-thirds of courses being conducted virtually.

LSCPA continues to search for ways to reduce costs for students, following last year's tuition cuts. The college was accepted as a partner in Rice University's OpenStax



Institutional Partnership Program. Participation in the partnership will result in significant textbook savings for students.

WORKFORCE TRAINING AND CONTINUING EDUCATION

The Workforce Training Department continues to schedule commercial driving classes and several classes to meet the needs of numerous industrial projects.

The Armory renovation project, funded by an Economic Development Administration Grant, will continue with the selection of a general contractor in November.



LSCPA has also partnered with Jefferson County to propose a project for funding under the FY2020 EDA Public Works and Economic Adjustment Assistance Program including CARES Act Funding. LSCPA and the County propose to create a commercial driving examination center. To create the center, Jefferson County transferred ownership of 23.69 acres of land to LSCPA by Special Warranty Deed.

STUDENT SERVICES

In August and September, the office hosted and participated in a series of virtual events, including *Chat with An Advisor*, Live Q&A and *Super Saturday* to assist and advise students.

The Enrollment Services team participated in a Virtual TACRAO (Texas Association of Collegiate Registrars and Admissions Officers) College fair week for the Southeast Texas region. The Financial Aid Office awarded 1,410 students with aid thus far and has also awarded the 2nd round of CARES grants totaling \$32,279.16 for Fall 2020 Semester.

Student Activities kicked off the Fall 2020 Semester with a drive-through event to welcome students to campus. However, as a result of Hurricane Laura the remaining Welcome Week events were rescheduled and also hosted virtually, which included a comedy show, lunch and learn workshop, and trivia event.

In October, Student Activities co-sponsored the grand opening of the Seawall Café. Other events for October included a Hispanic Heritage Month game show, sexual assault awareness program, trivia, and a drive-through Trunk or Treat. In November, Student Activities continued programming that included a virtual painting with a twist, trivia, and a lunch and learn workshop.

The selection of the new cohort for the *Emerging Leaders Program* was finalized and included four students for the 2020-2021 academic year.

INFORMATION TECHNOLOGY SERVICES

The Office of Information Technology continues to pursue cloud implementations of all critical systems and applications and functions to improve our disaster recovery and business continuity posture. The Office of Information Technology, Ellucian, and various other college departments are in the process of implementing: Ellucian's Degree Works, Ellucian's Analytics-enhanced view of College data and drill downs, SmartCatalog, CircleIn, EverFi modules for compliance, and Liberty. All projects are in the planning or implementation stage with expected completion in FY21.

The Office of Information Technology has completed the college's IT Policies manual.